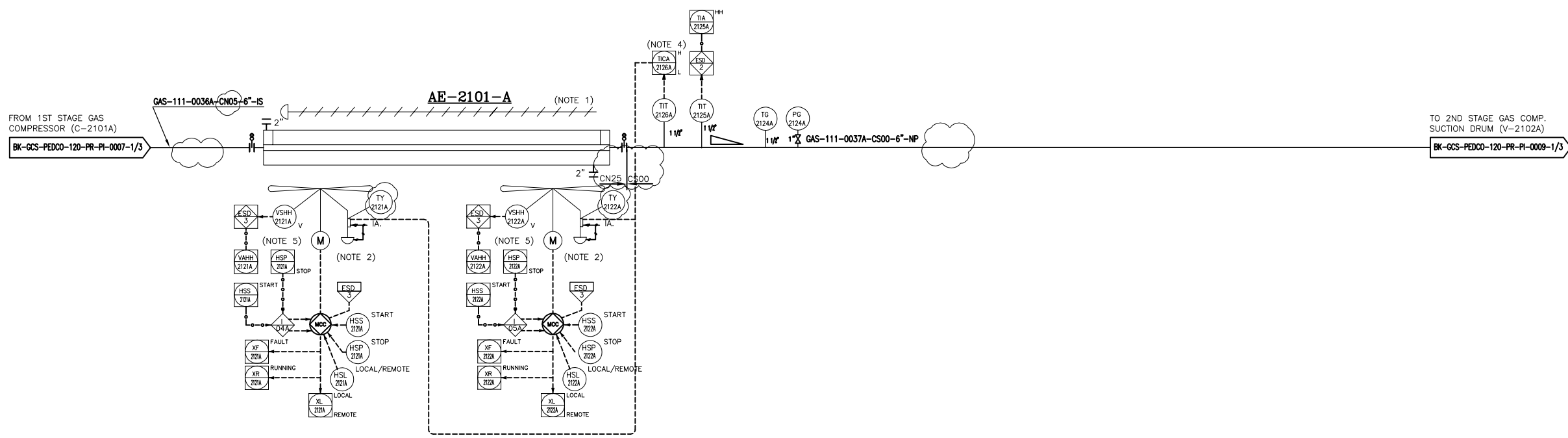


AE-2101A
1ST STAGE GAS COMPRESSION AIR
COOLER TRAIN #A
 DESIGN DUTY : 365 kW
 DESIGN PRESS. : 22 barg
 DESIGN TEMP. : 150 °C



- NOTES**
- 1- AIR COOLER VENTS AND DRAINS ARE NOT SHOWN.
 - 2- HALF OF FANS SHALL BE EQUIPPED WITH VARIABLE PITCH AUTOMATIC SYSTEM TO CONTROL FLUID OUTLET TEMPERATURE.
 - 3- DELETED.
 - 4- TEMPERATURE TO BE ADJUSTED BY BLADE CONTROL SYSTEM.
 - 5- TO BE PROVIDED BY COOLER VENDOR.

LEGEND

REFERENCE DRAWING	DRG. No.
Process Flow Diagram	BK-GCS-PEDCO-120-PR-PF-0001
Symbol & Legend For PFD and P&ID	BK-GCS-PEDCO-120-PR-PI-0001

KEY PLAN

REV.	DATE	DESCRIPTION	BY	DATE	BY	DATE
D03	JUN.2022	IFA	MARYAM	M.PAKHMAN	M.MERESHAD	00.00
D02	MAR.2022	IFA	MARYAM	M.PAKHMAN	M.MERESHAD	00.00
D01	JAN.2022	IFA	MARYAM	M.PAKHMAN	M.MERESHAD	00.00
D00	SEP.2021	IFC	MARYAM	M.PAKHMAN	M.MERESHAD	00.00
REV.	DATE	P.O.I.S	PREP.	CHEK.	APP.	AUT.

اصل و کاپیه نسخ این نقشه و حق اقتباس منحصراً به شرکت ملی مناطق نفت خیز جنوب میبایست.
 THE ORIGINAL AND ALL COPIES OF THIS DRAWING TOGETHER WITH THE COPYRIGHT THEREIN ARE THE SOLE PROPERTY OF N.I.S.O.C./ FIELDS

PROJECT NAME: BINAK OILFIELD DEVELOPMENT/SURFACE FACILITIES GAS COMPRESSOR STATION
PROJECT NO.: 971020
EPC CONTRACTOR: HIRGAN ENERGY - DESIGN & INSPECTION COMPANIES
EPD/EPC CONTRACTOR (GC): PETROIRAN DEVELOPMENT COMPANY

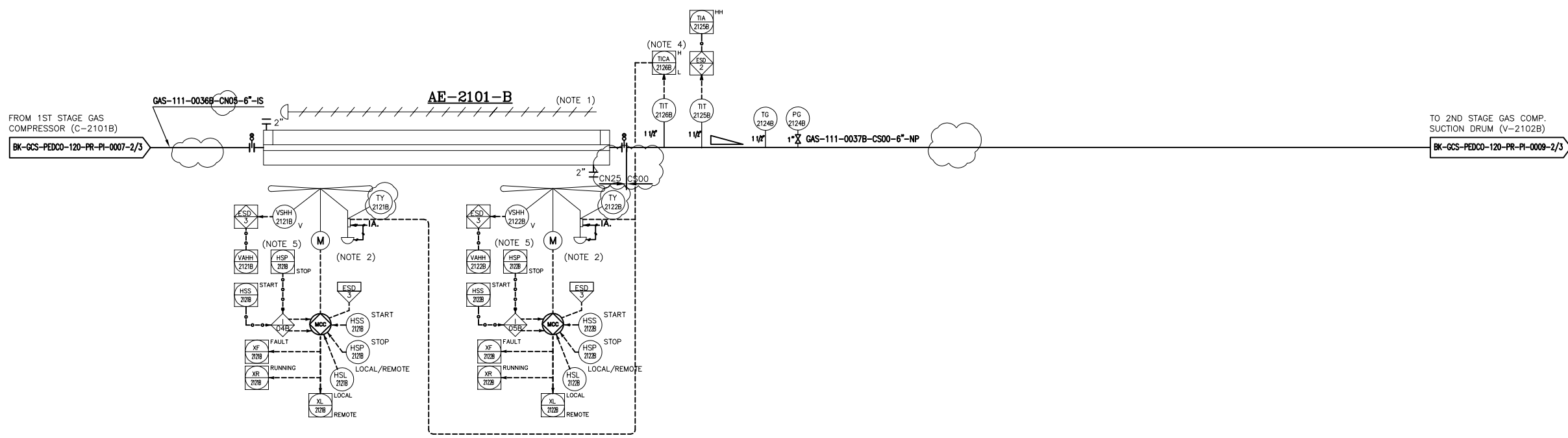
DATE	SCALE	DRAWING BY	CHECKED BY	PROJECT ENG.

DRAWING TITLE: P&ID - 1st Stage Gas Compression Air Coolers

SCALE	SIZE	DRAWING NO.	SHEET NO.	REV.	BUDGET REF.	LOCATION	SIZE	CLASS	SERIAL NO.	SHEET	REVISION
NS	A3	BK-GCS-PEDCO-120-PR-PI-0006	1 OF 3	D03	DSS-073-9184	F	2	A	708786	1 OF 3	D03

(VENDOR TITLE BLOCK)**

AE-2101B
1ST STAGE GAS COMPRESSION AIR
COOLER TRAIN #B
 DESIGN DUTY : 365 kW
 DESIGN PRESS. : 22 barg
 DESIGN TEMP. : 150 °C



- NOTES**
- 1- AIR COOLER VENTS AND DRAINS ARE NOT SHOWN.
 - 2- HALF OF FANS SHALL BE EQUIPPED WITH VARIABLE PITCH AUTOMATIC SYSTEM TO CONTROL FLUID OUTLET TEMPERATURE.
 - 3- DELETED.
 - 4- TEMPERATURE TO BE ADJUSTED BY BLADE CONTROL SYSTEM.
 - 5- TO BE PROVIDED BY COOLER VENDOR.

LEGEND

REFERENCE DRAWING	DRG. No.
Process Flow Diagram	BK-GCS-PEDCO-120-PR-PF-0001
Symbol & Legend For PFD and P&ID	BK-GCS-PEDCO-120-PR-PI-0001

KEY PLAN

REV.	DATE	DESCRIPTION	BY	DATE	BY	DATE
D03	JUN.2022	IFA	MARYAM	M.PAKHRAVAN	M.MERESHAD	00.00
D02	MAR.2022	IFA	MARYAM	M.PAKHRAVAN	M.MERESHAD	00.00
D01	JAN.2022	IFA	MARYAM	M.PAKHRAVAN	M.MERESHAD	00.00
D00	SEP.2021	IPC	MARYAM	M.PAKHRAVAN	M.MERESHAD	00.00
REV.	DATE	P.O.I.S	PREP.	CHEK.	APP.	AUT.

اصل و کاپیه نسخ این نقشه و حق اقتباس منحصراً به شرکت ملی مناطق نفت خیز جنوب میبایست.
 THE ORIGINAL AND ALL COPIES OF THIS DRAWING TOGETHER WITH THE COPYRIGHT THEREIN ARE THE SOLE PROPERTY OF N.I.S.O.C./ FIELDS

PROJECT NAME: BINAK OILFIELD DEVELOPMENT/SURFACE FACILITIES GAS COMPRESSOR STATION
PROJECT NO.: 971020
EPC CONTRACTOR: HIRGAN ENERGY - DESIGN & INSPECTION COMPANIES
EPD/EPC CONTRACTOR (GC): PETROIRAN DEVELOPMENT COMPANY

DATE	SCALE	DRAWING BY	CHECKED BY	PROJECT ENG.

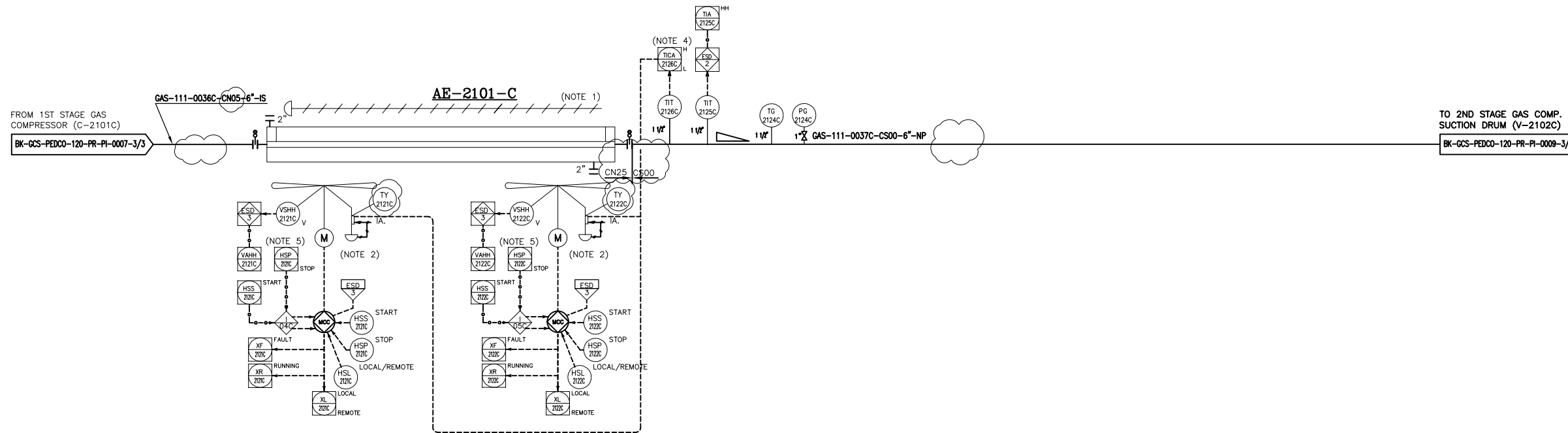
DRAWING TITLE: P&ID - 1st Stage Gas Compression Air Coolers

SCALE	SIZE	DRAWING NO.	SHEET NO.	REV.	BUDGET REF.	LOCATION	SIZE	CLASS	SERIAL NO.	SHEET	REVISION
NS	A3	BK-GCS-PEDCO-120-PR-PI-0006	2 OF 3	D03	DSS-073-9184	F	2	A	708786	2 OF 3	D03

(VENDOR TITLE BLOCK)**

AE-2101C
1ST STAGE GAS COMPRESSION AIR
COOLER TRAIN #C

DESIGN DUTY : 365 kW
 DESIGN PRESS. : 22 barg
 DESIGN TEMP. : 150 °C



NOTES

- 1- AIR COOLER VENTS AND DRAINS ARE NOT SHOWN.
- 2- HALF OF FANS SHALL BE EQUIPPED WITH VARIABLE PITCH AUTOMATIC SYSTEM TO CONTROL FLUID OUTLET TEMPERATURE.
- 3- DELETED.
- 4- TEMPERATURE TO BE ADJUSTED BY BLADE CONTROL SYSTEM.
- 5- TO BE PROVIDED BY COOLER VENDOR.

LEGEND

REFERENCE DRAWING	DRG. No.
Process Flow Diagram	BK-GCS-PEDCO-120-PR-PF-0001
Symbol & Legend For PFD and P&ID	BK-GCS-PEDCO-120-PR-PI-0001

KEY PLAN

REV.	DATE	DESCRIPTION	CHECKED	BY	DATE	APPR.	BY	DATE
D03	JUN.2022	IFA	MARYAFAR	M.PAKHARJAN	M.MERESHAD	00.00		
D02	MAR.2022	IFA	MARYAFAR	M.PAKHARJAN	M.MERESHAD	00.00		
D01	JAN.2022	IFA	MARYAFAR	M.PAKHARJAN	M.MERESHAD	00.00		
D00	SEP.2021	IPC	MARYAFAR	M.PAKHARJAN	M.MERESHAD	00.00		
REV.	DATE	P.O.I.S	PREP.	CHEK.	APP.	AUT.		

اصل و کاپیه نسخ این نقشه و حق اقتباس منحصراً به شرکت ملی مناطق نفت خیز جنوب میبایست.
 THE ORIGINAL AND ALL COPIES OF THIS DRAWING TOGETHER WITH THE COPYRIGHT THEREIN ARE THE SOLE PROPERTY OF N.I.S.O.C./ FIELDS

PROJECT NAME: BINAK OILFIELD DEVELOPMENT/SURFACE FACILITIES GAS COMPRESSOR STATION
PROJECT NO.: 971020
EPC CONTRACTOR: HIRGAN ENERGY - DESIGN & INSPECTION COMPANIES
EPD/EPC CONTRACTOR (GC): PETROIRAN DEVELOPMENT COMPANY

DATE	SCALE	DRAWING BY	CHECKED BY	PROJECT ENG.

DRAWING TITLE: P&ID - 1st Stage Gas Compression Air Coolers

SCALE	SIZE	DRAWING NO.	SHEET NO.	REV.	BUDGET REF.	LOCATION	SIZE	CLASS	SERIAL NO.	SHEET	REVISION
NS	A3	BK-GCS-PEDCO-120-PR-PI-0006	3 OF 3	D03	DSS-073-9184	F	2	A	708786	3 OF 3	D03

(VENDOR TITLE BLOCK)**