



نگهداشت و افزایش تولید میدان نفتی بینک
سطح الارض و ابنیه تحت الارض
عمومی و مشترک



شماره پیمان:

053 - 073 - 9184

PROCESS BASIS OF DESIGN

نسخه	سریال	نوع مدرک	رشته	تسهیلات	صادر کننده	بسته کاری	پروژه
D06	0001	DB	PR	000	PEDCO	GNRAL	BK

شماره صفحه: 1 از 24

طرح نگهداشت و افزایش تولید 27 مخزن

PROCESS BASIS OF DESIGN

D06	JUL. 2022	IFA	M.Aryafar	M.Fakharian	M.Mehrshad	
D05	MAY. 2022	IFA	M.Aryafar	M.Fakharian	M.Mehrshad	
D04	MAR. 2022	IFA	M.Aryafar	M.Fakharian	M.Mehrshad	
D03	JAN. 2022	IFA	M.Aryafar	M.Fakharian	M.Mehrshad	
D02	NOV. 2021	IFA	M.Aryafar	M.Fakharian	M.Mehrshad	
D01	OCT. 2021	IFA	M.Aryafar	M.Fakharian	Sh.Ghalikar	
D00	JUL. 2021	IFC	M.Asgharnejad	M.Fakharian	Sh.Ghalikar	
Rev.	Date	Purpose of Issue/Status	Prepared by:	Checked by:	Approved by:	CLIENT Approval

Class: 2

CLIENT Doc. Number: F0Z-707119

Status:

- IDC: Inter-Discipline Check
- IFC: Issued For Comment
- IFA: Issued For Approval
- AFD: Approved For Design
- AFC: Approved For Construction
- AFP: Approved For Purchase
- AFQ: Approved For Quotation
- IFI: Issued For Information
- AB-R: As-Built for CLIENT Review
- AB-A: As-Built -Approved



نگهداشت و افزایش تولید میدان نفتی بینک
سطح الارض و ابنیه تحت الارض
عمومی و مشترک



شماره پیمان:

053 - 073 - 9184

PROCESS BASIS OF DESIGN

نسخه	سریال	نوع مدرک	رشته	تسهیلات	صادر کننده	بسته کاری	پروژه
D06	0001	DB	PR	000	PEDCO	GNRAL	BK

شماره صفحه: 2 از 24

REVISION RECORD SHEET

PAGE	D00	D01	D02	D03	D04	D05	D06
1	X	X	X	X	X	X	X
2	X	X	X	X	X	X	X
3	X						
4	X	X	X				
5	X	X	X	X			
6	X	X	X				
7	X		X				
8	X	X	X	X	X	X	X
9	X	X	X	X			
10	X	X	X	X	X	X	X
11	X	X	X				X
12	X	X	X	X	X		
13	X	X	X				
14	X	X	X				
15	X	X	X	X	X		
16	X	X	X	X			
17	X	X	X	X	X		
18	X	X	X		X		
19	X	X	X	X			
20	X			X			
21	X			X			
22	X			X			
23	X						
24	X						
25	X						
26	X						
27							
28							
29							
30							
31							
32							
33							
34							
35							
36							
37							
38							
39							
40							
41							
42							
43							
44							
45							
46							
47							
48							
49							
50							
51							
52							
53							
54							
55							
56							
57							
58							
59							
60							
61							
62							
63							
64							
65							

PAGE	D00	D01	D02	D03	D04	D05	D06
66							
67							
68							
69							
70							
71							
72							
73							
74							
75							
76							
77							
78							
79							
80							
81							
82							
83							
84							
85							
86							
87							
88							
89							
90							
91							
92							
93							
94							
95							
96							
97							
98							
99							
100							
101							
102							
103							
104							
105							
106							
107							
108							
109							
110							
111							
112							
113							
114							
115							
116							
117							
118							
119							
120							
121							
122							
123							
124							
125							
126							
127							
128							
129							
130							

 <p>NISOC</p>	<p>نگهداشت و افزایش تولید میدان نفتی بینک سطح الارض و ابنیه تحت الارض</p> <p>عمومی و مشترک</p>																	
<p>شماره پیمان: 053 - 073 - 9184</p>	<p>PROCESS BASIS OF DESIGN</p> <table border="1" style="width: 100%; border-collapse: collapse;"> <tr> <td style="width: 10%;">پروژه</td> <td style="width: 10%;">بسته کاری</td> <td style="width: 10%;">صادر کننده</td> <td style="width: 10%;">تسهیلات</td> <td style="width: 10%;">رشته</td> <td style="width: 10%;">نوع مدرک</td> <td style="width: 10%;">سریال</td> <td style="width: 10%;">نسخه</td> </tr> <tr> <td>BK</td> <td>GNRAL</td> <td>PEDCO</td> <td>000</td> <td>PR</td> <td>DB</td> <td>0001</td> <td>D06</td> </tr> </table>	پروژه	بسته کاری	صادر کننده	تسهیلات	رشته	نوع مدرک	سریال	نسخه	BK	GNRAL	PEDCO	000	PR	DB	0001	D06	<p>شماره صفحه : 3 از 24</p>
پروژه	بسته کاری	صادر کننده	تسهیلات	رشته	نوع مدرک	سریال	نسخه											
BK	GNRAL	PEDCO	000	PR	DB	0001	D06											

CONTENTS

1.0	INTRODUCTION	4
2.0	SCOPE	5
3.0	NORMATIVE REFERENCES.....	6
3.1	LOCAL CODES AND STANDARDS	6
3.2	INTERNATIONAL CODES AND STANDARDS	7
3.3	THE PROJECT DOCUMENTS.....	7
3.4	ENVIRONMENTAL DATA	7
3.5	ABBREVIATIONS	7
4.0	PROCESS DESIGN BASIS	8
5.0	FEED CHARACTERISTICS.....	9
5.1	COMPRESSOR STATION FEED CHARACTERISTICS	9
5.2	GAS & CONDENSATE PIPELINE STUDY	9
5.3	FLOWLINES AND WELLHEAD FACILITIES	10
5.4	WELLHEAD OPERATING CONDITION	11
6.1	COMPRESSORS	12
6.2	COMPRESSED AND INSTRUMENT AIR	12
6.3	NITROGEN	13
6.4	FUEL OIL.....	14
6.5	FUEL GAS.....	15
6.6	ELECTRIC POWER	15
6.7	WATER.....	15
6.8	FLARE NETWORK.....	16
6.9	WATER.....	17
6.10	FUEL OIL.....	17
7.0	SITE CONDITION.....	17
7.1	SITE LOCATION.....	17
7.2	GEOTECHNICAL DATA.....	19
7.3	BAROMETRIC PRESSURE.....	19
7.4	ELEVATION	19
7.5	SOILS CONDITIONS.....	19
7.6	SOLAR RADIATION	20
7.7	AMBIENT CONDITIONS	20
7.8	RELATIVE HUMIDITY.....	20
7.9	RAINFALL	21
7.10	WIND CONDITIONS.....	21
7.11	LIGHTNING STORMS	22
7.12	AVERAGE LIGHTNING FLASH DENSITY	22
8.0	GENERAL MATTERS.....	23
8.1	UNITS OF MEASUREMENT	23
8.2	SERVICE LIFE.....	23
8.3	TURNDOWN AND OVERDESIGN	24
9.0	LIST OF ENGINEERING SOFTWARES.....	24

	<p>نگهداشت و افزایش تولید میدان نفتی بینک سطح الارض و ابنیه تحت الارض عمومی و مشترک</p>	  																
<p>شماره پیمان: 053 – 073 – 9184</p>	<p>PROCESS BASIS OF DESIGN</p> <table border="1" style="width: 100%; border-collapse: collapse;"> <tr> <td style="width: 10%;">پروژه</td> <td style="width: 10%;">بسته کاری</td> <td style="width: 10%;">صادر کننده</td> <td style="width: 10%;">تسهیلات</td> <td style="width: 10%;">رشته</td> <td style="width: 10%;">نوع مدرک</td> <td style="width: 10%;">سریال</td> <td style="width: 10%;">نسخه</td> </tr> <tr> <td>BK</td> <td>GNRAL</td> <td>PEDCO</td> <td>000</td> <td>PR</td> <td>DB</td> <td>0001</td> <td>D06</td> </tr> </table>	پروژه	بسته کاری	صادر کننده	تسهیلات	رشته	نوع مدرک	سریال	نسخه	BK	GNRAL	PEDCO	000	PR	DB	0001	D06	<p>شماره صفحه : 4 از 24</p>
پروژه	بسته کاری	صادر کننده	تسهیلات	رشته	نوع مدرک	سریال	نسخه											
BK	GNRAL	PEDCO	000	PR	DB	0001	D06											

1.0 INTRODUCTION

Binak oilfield in Bushehr province is a part of the southern oilfields of Iran, is located 25 km northwest of Genaveh city.

With the aim of increasing production of oil from Binak oilfield, an EPC/EPD Project has been defined by NIOC/NISOC and awarded to Petro Iran Development Company (PEDCO). Also PEDCO (as General Contractor) has assigned the EPC-packages of the Project to "Hirgan Energy - Design and Inspection" JV.

GENERAL DEFINITION

The following terms shall be used in this document.

CLIENT:	National Iranian South Oilfields Company (NISOC)
PROJECT:	Binak Oilfield Development – General Facilities
EPD/EPC CONTRACTOR (GC):	Petro Iran Development Company (PEDCO)
EPC CONTRACTOR:	Joint Venture of : Hirgan Energy – Design & Inspection(D&I) Companies
VENDOR:	The firm or person who will fabricate the equipment or material.
EXECUTOR:	Executor is the party which carries out all or part of construction and/or commissioning for the project.
THIRD PARTY INSPECTOR (TPI):	The firm appointed by EPD/EPC CONTRACTOR (GC) and approved by CLIENT (in writing) for the inspection of goods.
SHALL:	Is used where a provision is mandatory.
SHOULD:	Is used where a provision is advisory only.
WILL:	Is normally used in connection with the action by CLIENT rather than by an EPC/EPD CONTRACTOR, supplier or VENDOR.
MAY:	Is used where a provision is completely discretionary.

	<p>نگهداشت و افزایش تولید میدان نفتی بینک سطح الارض و ابنیه تحت الارض عمومی و مشترک</p>																	
شماره پیمان: 053 – 073 – 9184	PROCESS BASIS OF DESIGN <table border="1" style="width: 100%; border-collapse: collapse;"> <tr> <th>پروژه</th> <th>بسته کاری</th> <th>صادر کننده</th> <th>تسهیلات</th> <th>رشته</th> <th>نوع مدرک</th> <th>سریال</th> <th>نسخه</th> </tr> <tr> <td>BK</td> <td>GNRAL</td> <td>PEDCO</td> <td>000</td> <td>PR</td> <td>DB</td> <td>0001</td> <td>D06</td> </tr> </table>	پروژه	بسته کاری	صادر کننده	تسهیلات	رشته	نوع مدرک	سریال	نسخه	BK	GNRAL	PEDCO	000	PR	DB	0001	D06	شماره صفحه: 5 از 24
پروژه	بسته کاری	صادر کننده	تسهیلات	رشته	نوع مدرک	سریال	نسخه											
BK	GNRAL	PEDCO	000	PR	DB	0001	D06											

2.0 SCOPE

Sub-Surface

➤ **New Wells & Manifold Extension:**

With the aim of increasing the oil production rate from BINAK field, the construction of flow lines and wellhead facilities has been on the agenda. Therefore, National Iranian South Oil Company has intends to establish the project of "Construction of flow lines and wellhead Facilities for BINAK Oil Field."

The most important activities and facilities needed for the project are as follows:

- Construction of 6 wells with 6 wellhead facilities series (class 5000 for wellhead facilities & class 3000 for flow lines)
- Construction of 6 flow lines with construction and installation of supports with all necessary facilities for pipelines and connecting lines to the manifold in BINAK Cluster unit.
- Design, Construction & Extension of existing manifold for connecting new 8 flow lines (which 2 connections will be considered for future) .As mentioned flow line of the six new wells connected to the header A/B on existing manifold(expands if needed) whit new connection and oil from existing oil sump send to header A/B of manifold via oil sump pump (P-1701),also considered two new flow line connection for new.

➤ **Workover wells (with electric power supply):**

Electrification for Wells in Binak Oil fields including 2 parts:

- Construction of 5 outdoor substations 11/0.42 KV & 1 outdoor substation 33/0.42 KV.

In this regard, engineering, procurement & installation of power transformers, diesel generators, LV switchgear, UPS, lighting & ... are in contractor scope of work.

- Routing, detail design, procurement & construction of electrical transmission lines.

Surface

➤ **New Compressor Station:**

This document defines process design basis for Binak Compressor Station to process sour gas from Golkhari booster/cluster and Binak production unit with cumulative rate of 15 MMSCFD. The new compressors will be added "new" section of existing Binak compressor station plant. Excluding electrical power, which is supplied from existing facilities, all required utilities should be designed as part of project.

	نگهداشت و افزایش تولید میدان نفتی بینک سطح الارض و ابنیه تحت الارض عمومی و مشترک								
	شماره پیمان: PROCESS BASIS OF DESIGN								
شماره پیمان: 053 - 073 - 9184	پروژه BK	بسته کاری GNRAL	صادر کننده PEDCO	تسهیلات 000	رشته PR	نوع مدرک DB	سریال 0001	نسخه D06	شماره صفحه: 6 از 24

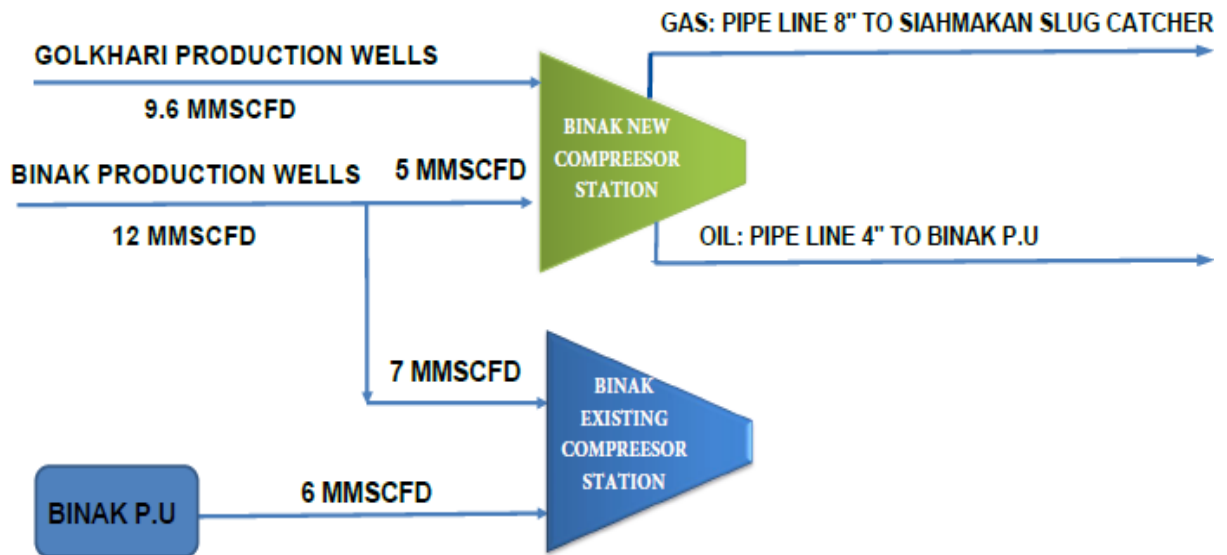


Figure No.1: Overall Block Diagram in Binak Compressor Station Area

➤ Pipeline 8" & 4":



With the aim of increasing the oil production rate from BINAK field, the construction of 8 inch gas transmission pipeline from new BINAK Compressor Station to SIAHMAKAN Gas Injection Station and 4 inch gas condensate transmission pipeline from new BINAK Compressor Station to BINAK Cluster, has been on the agenda.

3.0 NORMATIVE REFERENCES

3.1 LOCAL CODES AND STANDARDS

In design of this plant all of the IPS standard relevant to process must be considered, some of them which are more compatible to this project are listed below.

- Engineering Standard for Process Flow Diagram IPS-E- PM-100
- Engineering Standard for General Design Requirements of Process Machineries IPS-E- PR- 170
- Basic Design Package and Recommended Practice for Feasibility Studies IPS-E- PR-150
- Engineering Standard for Basic Engineering Design Data IPS-E-PR- 200

 <p>NISOC</p>	<p>نگهداشت و افزایش تولید میدان نفتی بینک سطح الارض و ابنیه تحت الارض عمومی و مشترک</p>																	
<p>شماره پیمان: 053 - 073 - 9184</p>	<p>PROCESS BASIS OF DESIGN</p> <table border="1" style="width: 100%; border-collapse: collapse;"> <tr> <td style="width: 10%;">پروژه</td> <td style="width: 10%;">بسته کاری</td> <td style="width: 10%;">صادر کننده</td> <td style="width: 10%;">تسهیلات</td> <td style="width: 10%;">رشته</td> <td style="width: 10%;">نوع مدرک</td> <td style="width: 10%;">سریال</td> <td style="width: 10%;">نسخه</td> </tr> <tr> <td>BK</td> <td>GNRAL</td> <td>PEDCO</td> <td>000</td> <td>PR</td> <td>DB</td> <td>0001</td> <td>D06</td> </tr> </table>	پروژه	بسته کاری	صادر کننده	تسهیلات	رشته	نوع مدرک	سریال	نسخه	BK	GNRAL	PEDCO	000	PR	DB	0001	D06	<p>شماره صفحه : 7 از 24</p>
پروژه	بسته کاری	صادر کننده	تسهیلات	رشته	نوع مدرک	سریال	نسخه											
BK	GNRAL	PEDCO	000	PR	DB	0001	D06											

- Engineering Standard for Piping & Instrumentation Diagrams IPS-E-PR- 230
- Engineering Standard for Process Design of Liquid & Gas Transfer & Storage IPS-E-PR- 360
- Engineering Standard for Process Design of Piping Systems (Process Piping and Pipeline Sizing) IPS-E-PR- 440
- Engineering Standard for Process Design of Pressure Relieving Systems Inclusive Safety Relief Valves IPS-E-PR- 450
- General Standard For Towers, Reactors, Pressure Vessels And Internals IPS-G-ME- 150

3.2 INTERNATIONAL CODES AND STANDARDS

11	ANSI	American National Standards Institute
12	API	American Petroleum Institute
13	ASME	American Society of Mechanical Engineers
14	ISA	Instrument Society of America
15	ISO	International Standards Organization
16	NACE	National Association of Corrosion Engineers
17	NFPA	National Fire Protection Association
18	OSHA	Occupational Safety and Health Act

3.3 THE PROJECT DOCUMENTS

The provided data of this document, such as summer and winter feed composition of GCS and 6 wellhead facilities series, Extension of existing manifold and Construction of two new pipelines are based on unit specifications which are given by client.

3.4 ENVIRONMENTAL DATA

Refer to "Process Basis of Design; section 7".

3.5 ABBREVIATIONS

NISOC:	National Iranian South Oil Company
PEDCO	Petro Iran Development Company
PFD	Process Flow Diagram
P&ID	Piping and Instrumentation Diagram
KOM	Kick off Meeting

	<p>نگهداشت و افزایش تولید میدان نفتی بینک سطح الارض و ابنیه تحت الارض</p> <p>عمومی و مشترک</p>																	
<p>شماره پیمان: 053 - 073 - 9184</p>	<p>PROCESS BASIS OF DESIGN</p> <table border="1" style="width: 100%; border-collapse: collapse;"> <tr> <td>پروژه</td> <td>بسته کاری</td> <td>صادر کننده</td> <td>تسهیلات</td> <td>رشته</td> <td>نوع مدرک</td> <td>سریال</td> <td>نسخه</td> </tr> <tr> <td>BK</td> <td>GNRAL</td> <td>PEDCO</td> <td>000</td> <td>PR</td> <td>DB</td> <td>0001</td> <td>D06</td> </tr> </table>	پروژه	بسته کاری	صادر کننده	تسهیلات	رشته	نوع مدرک	سریال	نسخه	BK	GNRAL	PEDCO	000	PR	DB	0001	D06	<p>شماره صفحه : 8 از 24</p>
پروژه	بسته کاری	صادر کننده	تسهیلات	رشته	نوع مدرک	سریال	نسخه											
BK	GNRAL	PEDCO	000	PR	DB	0001	D06											

- MMSCFD Million Standard Cubic Feet per Day
- BBL Barrel
- SBLPD Standard Barrel per Day
- DP Differential Pressure

4.0 PROCESS DESIGN BASIS

A new Binak compressor station with working (design) capacity of 15 MMSCFD with TEG dehydration package should be added into existing Binak compressor station facilities to increase feed gas pressure from 5.5 Barg to 54.8 Barg .In order to maximize flexibility of new compressor station, 2 +1 arrangement (2 in operation and 1 as standby) is considered for the system. Moreover:

- Flare system with smokeless facilities
- Instrument air and plant air facilities to cover demand of process

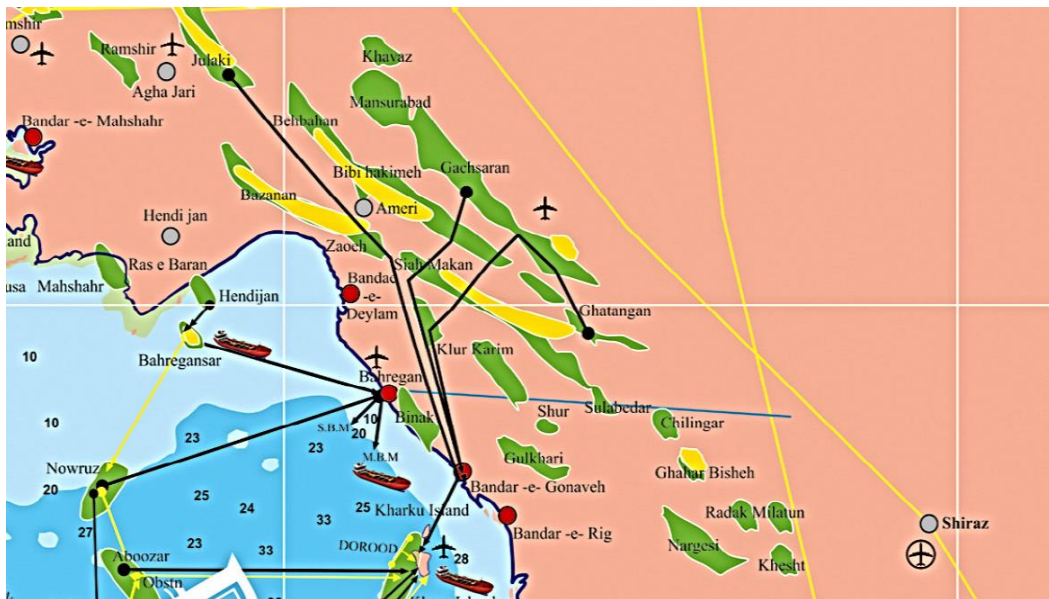


Figure No.2: Relative Location of Binak Oil Reservoir in South West of Iran

- Fire water system should be considered within design package.
- Nitrogen for tank blanketing, compressors sealing.
- Corrosion inhibitor package
- Fuel gas system
- Diesel Fuel Storage and pumping system
- Open & Closed Drain System
- Service Water System
- Oil water sump



	نگهداشت و افزایش تولید میدان نفتی بینک سطح الارض و ابنیه تحت الارض عمومی و مشترک								
	PROCESS BASIS OF DESIGN								
شماره پیمان: 053 - 073 - 9184	پروژه	بسته کاری	صادر کننده	تسهیلات	رشته	نوع مدرک	سریال	نسخه	شماره صفحه: 9 از 24
	BK	GNRAL	PEDCO	000	PR	DB	0001	D06	

- Waste Water collection pit
 - Electrical Power System
- and all required utility and off-site should be considered for safe operation of new compressor station.

5.0 FEED CHARACTERISTICS

5.1 COMPRESSOR STATION FEED CHARACTERISTICS

Table No.5-1.1 indicates feed Properties for use in design of compressor station:

Table No.5-1.1: Binak Compressor Station Feed Composition (dry basis)

Components	GOLKHARI		Binak	
	(Mol. %) in Summer	(Mol. %) in Winter	(Mol. %) in Summer	(Mol. %) in Winter
CO2	3.030	2.970	3.510	3.630
H2S	6.821	6.201	2.850	3.140
Methane	67.757	71.887	58.364	62.046
Ethane	11.951	11.231	17.658	17.592
Propane	6.311	5.021	10.719	9.181
i-Butane	0.620	0.430	1.290	0.940
n-Butane	1.310	0.870	2.980	2.030
i-Pentane	0.670	0.400	0.770	0.460
n-Pentane	0.320	0.180	0.500	0.280
n-Hexane	0.580	0.290	0.820	0.400
n-Heptane	0.150	0.070	0.290	0.120
n-Octane	0.050	0.020	0.080	0.030
n-Nonane	0.030	0.010	0.030	0.010
n-Decane	0.010	0.000	0.010	0.000
Nitrogen	0.390	0.420	0.130	0.140
Total	100	100	100	100
Feed Pressure, Barg	5.5	5.5	5.5	5.5
Feed Temperature, °C	32.00	15.5	46.11	26.67

5.2 GAS & CONDENSATE PIPELINE STUDY

There are two gas and condensate pipelines to be studied in this document which is described as below table:

Table No.5-2.1: Gas/Condensate Pipeline Properties



	نگهداشت و افزایش تولید میدان نفتی بینک سطح الارض و ابنیه تحت الارض عمومی و مشترک								
	PROCESS BASIS OF DESIGN								
شماره پیمان: 053-073-9184	پروژه BK	بسته کاری GNRAL	صادر کننده PEDCO	تسهیلات 000	رشته PR	نوع مدرک DB	سریال 0001	نسخه D06	شماره صفحه : 10 از 24

Item	Pipeline	Estimated Diameter (in)	Length (km)	From	To	Destination pressure (Barg)
1	Gas to SIAHMAKAN Gas Injection Station	8"	~44	BINAK Compressor Station	SIAHMAKAN Gas Injection Station	40
2	Gas condensate to BINAK Cluster	4"	~ 1.4	BINAK Compressor Station	BINAK BINAK Cluster	12.8

5.3 FLOWLINES AND WELLHEAD FACILITIES

Dry basis composition of the incoming fluid is given in following tables:

Table No.5-3.1: Asmari and Bangestan Crude Oil Composition

Reservoir Oil Component	Bangestan (%MOLE)	ASMARI (%MOLE)
H2S	0.32	0.17
Nitrogen	0.06	0.13
CO2	1.77	0.88
Methane	28.14	14.14
Ethane	9.74	5.3
Propane	7.78	6.37
i-Butane	1.47	1.4
n-Butane	4.16	4.51
i-Pentane	1.36	1.26
n-Pentane	1.36	1.19
n-Hexane	5.44	6.77
n-Heptane	6.24	6.13
n-Octane	3.81	3.98
n-Nonane	3.29	5.2
n-Decane	3.07	3.74
n-C11	2.58	3.11
C12+*BANGESTAN	19.31	-
C12+*ASMARI	-	35.72
C12+ of BANGESTAN: Sp.Gr = 0.9312 & Molecular weight = 454 C12+ of ASMARI: Sp.Gr = 0.9532 & Molecular weight = 418		

The volume percentage of water formed in crude oil is as following table:



	<p>نگهداشت و افزایش تولید میدان نفتی بینک سطح الارض و ابنیه تحت الارض عمومی و مشترک</p>																	
شماره پیمان: 053 - 073 - 9184	PROCESS BASIS OF DESIGN <table border="1" style="width: 100%; border-collapse: collapse;"> <tr> <td style="width: 10%;">پروژه</td> <td style="width: 10%;">بسته کاری</td> <td style="width: 10%;">صادر کننده</td> <td style="width: 10%;">تسهیلات</td> <td style="width: 10%;">رشته</td> <td style="width: 10%;">نوع مدرک</td> <td style="width: 10%;">سریال</td> <td style="width: 10%;">نسخه</td> </tr> <tr> <td>BK</td> <td>GNRAL</td> <td>PEDCO</td> <td>000</td> <td>PR</td> <td>DB</td> <td>0001</td> <td>D06</td> </tr> </table>	پروژه	بسته کاری	صادر کننده	تسهیلات	رشته	نوع مدرک	سریال	نسخه	BK	GNRAL	PEDCO	000	PR	DB	0001	D06	شماره صفحه : 11 از 24
پروژه	بسته کاری	صادر کننده	تسهیلات	رشته	نوع مدرک	سریال	نسخه											
BK	GNRAL	PEDCO	000	PR	DB	0001	D06											

Table No.5-3.2: Water Cut

Crude Oil	Volume Percent (%)
Asmari	0 ~ 15
Bangestan	3 ~ 40

The maximum and minimum amount of oil produced from the Bangestan & Asmari wells is provided in the following table:

Table No.5-3.3: Fluid Properties

WELL NO.	Minimum flow rate for well (bbl/day)	Maximum flow rate for well (bbl/day)
W018S (AS)	500	1500
W008N (AS)	500	1500
W028	1500	2500
W035	1500	2500
W046S	1000	1500
W007S	500	1000
BINK 5	500	1000
BINK 12	500	1000
BINK 14	500	1000
BINK 15	500	1000

5.4 WELLHEAD OPERATING CONDITION

Preliminary wellhead information for new oil production wells and flowlines from wellhead to production unit are reported in following table:

Table No.5-4.1: Asmari and Bangestan Wellhead Condition

RESERVOIR	Asmari	Bangestan
Wellhead Pressure (before Choke valve) (Barg)	43.81	43.81
Wellhead Shut-in Pressure (Barg)	193.79	310.34
Wellhead Temperature (before Choke valve) (°C)	75	80

 NISOC	نگهداشت و افزایش تولید میدان نفتی بینک سطح الارض و ابنیه تحت الارض عمومی و مشترک																	
شماره پیمان: 053 – 073 – 9184	PROCESS BASIS OF DESIGN	شماره صفحه : 12 از 24																
	<table border="1" style="width: 100%; text-align: center;"> <tr> <td>پروژه</td> <td>بسته کاری</td> <td>صادر کننده</td> <td>تسهیلات</td> <td>رشته</td> <td>نوع مدرک</td> <td>سریال</td> <td>نسخه</td> </tr> <tr> <td>BK</td> <td>GNRAL</td> <td>PEDCO</td> <td>000</td> <td>PR</td> <td>DB</td> <td>0001</td> <td>D06</td> </tr> </table>	پروژه	بسته کاری	صادر کننده	تسهیلات	رشته	نوع مدرک	سریال	نسخه	BK	GNRAL	PEDCO	000	PR	DB	0001	D06	
پروژه	بسته کاری	صادر کننده	تسهیلات	رشته	نوع مدرک	سریال	نسخه											
BK	GNRAL	PEDCO	000	PR	DB	0001	D06											

Note: Pressure at the flow line destination is considered 12.78 Barg

6.0 EQUIPMENT DESIGN BASIS

6.1 COMPRESSORS

Three reciprocating compressor are considered to increase pressure of 15 MMSCMD of natural gas.

Table No.6-1.1: Binak Compressor Station Condition

BINAK New GCS	
Design Data	BINAK STATION
Gas transport Capacity (MMSCMD)	15.00
No. Of Duty / Stand By Gas Compressor Trains	2+1
Gas Product Outlet Temperature From GCS (°C)	~ 60
Product Dew Point (°C)	5

UTILITY CONDITIONS OF BINAK NEW GCS

6.2 COMPRESSED AND INSTRUMENT AIR

Table No.6-2.1: Operating Conditions at Producer's Battery limit

System	Temperature (°C)			Pressure (bar g)		
	Min	Norm.	Max	Min	Norm.	Max

	نگهداشت و افزایش تولید میدان نفتی بینک سطح الارض و ابنیه تحت الارض عمومی و مشترک							
	شماره پیمان: 053 - 073 - 9184							
PROCESS BASIS OF DESIGN								
پروژه	بسته کاری	صادر کننده	تسهیلات	رشته	نوع مدرک	سریال	نسخه	
BK	GNRAL	PEDCO	000	PR	DB	0001	D06	

Instrument Air	-	65	-	-	9	-
Plant Air	-	60	-	-	4.5	-

Table No.6-2.2: Operating Conditions at User's Battery limit

System	Temperature (°C)			Pressure (bar g)		
	Min	Norm.	Max	Min	Norm.	Max
Instrument Air	-	65	-	4.5	-	8.0
Plant Air	-	60	-	4.5	-	9.0

Table No.6-2.3: Mechanical Design Conditions

System	Temperature (°C)	Pressure (bar g)
Instrument Air	85	12.5
Plant Air	85	12.5

Other Characteristics

Plant air

- Oil and dust free
- Saturated Air

Instrument air

- Dew point at operating pressure: -40°C maximum at 8 barg.
- Oil content : nil
- Max. Particle size : 3μ

6.3 NITROGEN

Table No.6-3.1: Operating Conditions at Producer's Battery limit

System	Temperature (°C)			Pressure (bar g)		
	Min	Norm.	Max	Min	Norm.	Max

	نگهداشت و افزایش تولید میدان نفتی بینک سطح الارض و ابنیه تحت الارض عمومی و مشترک								
	PROCESS BASIS OF DESIGN								
شماره پیمان: 053 - 073 - 9184	پروژه BK	بسته کاری GNRAL	صادر کننده PEDCO	تسهیلات 000	رشته PR	نوع مدرک DB	سریال 0001	نسخه D06	شماره صفحه : 14 از 24

Nitrogen	-	60	-	-	8	-
----------	---	----	---	---	---	---

Table No.6-3.2: Operating Conditions at User's Battery limit

System	Temperature (°C)			Pressure (bar g)		
	Min	Norm.	Max	Min	Norm.	Max
Nitrogen	-	60	-	-	7.5	-

Table No.6-3.3: Mechanical Design Conditions

System	Temperature (°C)	Pressure (bar g)
Nitrogen	85	12.5

6.4 FUEL OIL

Table No.6-4.1: Characteristics

Specification	Unit	Value	Test Method
Specific gravity at 60/60°F	-	0.820-0.860	ASTM D1298
FBP	°C	385 max	ASTM D86
Flash point	°F	130 min	ASTM D93
Sulphur total	%wt	1.0 max	ASTM D129
Viscosity kinematics at 100°F	cS	2.0-5.5	ASTM D445
Cloud point	°F	35 max	ASTM D2500
Pour point	°F	25 max	ASTM D97
Carbon residue (on 10% bottoms)	%wt	0.10 max	ASTM D189
Ash	%wt	0.01 max	ASTM D482
Water & sediment	%vol	0.05 max	ASTM D2709
Diesel index		55 min	ASTM IP21
Cetane index		50 min	ASTM D,976

Table No.6-4.2: Operating Conditions at User's Battery limit

System	Temperature (°C)	Pressure (Barg)
--------	------------------	-----------------

	نگهداشت و افزایش تولید میدان نفتی بینک سطح الارض و ابنیه تحت الارض عمومی و مشترک								
	PROCESS BASIS OF DESIGN								
شماره پیمان: 053 - 073 - 9184	پروژه	بسته کاری	صادر کننده	تسهیلات	رشته	نوع مدرک	سریال	نسخه	شماره صفحه : 15 از 24
	BK	GNRAL	PEDCO	000	PR	DB	0001	D06	

	Min	Norm.	Max	Min	Norm.	Max
Fuel Oil	-	Amb.	-	-	1.5	-

Table No.6-4.3: Mechanical Design Conditions

System	Temperature (°C)	Pressure (Barg)
Fuel Oil (V-2206)	85	ATM +FULL OF WATER

6.5 FUEL GAS

Table No.6-5.1: Operating Conditions at Producer's Battery limit

System	Temperature (°C)			Pressure (bar g)		
	Min	Norm.	Max	Min	Norm.	Max
Fuel Gas	-	48	-	-	4.9	-

Table No.6-5.2: Operating Conditions at User's Battery limit

System	Temperature (°C)			Pressure (bar g)		
	Min	Norm.	Max	Min	Norm.	Max
Fuel Gas	-	33~36	-	-	0.5~4.7	-

Table No.6-5.3: Mechanical Design Conditions

System	Temperature (°C)	Pressure (Barg)
Fuel Gas (V-2205)	85	9

Fuel Gas Physical Properties

Fuel gas is supplied from flashed gas in gas separator located in process area. Refer to Process Flow Diagram (PFDs) for Separation (BK-GCS-PEDCO-120-PR-PF-0001-PFD) for more detail for composition and specification of fuel gas.

6.6 ELECTRIC POWER

For plant electricity supply and also frequency and voltages levels, refer to Job specification "Electrical Design Criteria".

6.7 WATER

Table No.6-7.1: Operating conditions at producer's battery limit

	نگهداشت و افزایش تولید میدان نفتی بینک سطح الارض و ابنیه تحت الارض عمومی و مشترک								
	PROCESS BASIS OF DESIGN								
شماره پیمان: 053 - 073 - 9184	پروژه BK	بسته کاری GNRAL	صادر کننده PEDCO	تسهیلات 000	رشته PR	نوع مدرک DB	سریال 0001	نسخه D06	شماره صفحه : 16 از 24

System	Temperature (°C)			Pressure (bar g)		
	Min	Norm	Max	Min	Norm.	Max
Plant (Utility)/Potable Water(NOTE)	-	Amb	-	-	0.7	-
Fire water	-	Amb	-	-	11	-

Note: Elevated Tank

Table No.6-7.2: Operating conditions at user's battery limit

System	Temperature(°C)			Pressure (bar g)		
	Min	Norm.	Max	Min	Norm.	Max
Plant (Utility)/Potable Water	-	Amb	-	-	0.5	-
Fire water	-	Amb	-	-	10	-

Table No.6-7.3: Mechanical Design Conditions

System	Temperature (°C)	Pressure (bar g)
Plant (Utility)/Potable Water (TK-2209)	85	Atm+Full Of Water
Fire water (TK-2301 A/B)	85	Atm+Full Of Water

6.8 FLARE NETWORK

Table No.6-8.1: Operating Conditions

System	Maximum Back Pressure (barg)
LP Flare Network	*NOTE

Table No.6-8.2: Mechanical Design Conditions

System	Temperature (°C)	Pressure (bar g)
LP Flare Network	150*NOTE	*NOTE

*NOTE: Maximum back pressure will be finalized after flare network calculation.

**NOTE: Mechanical design temperature will be finalized after flare network calculation.

	نگهداشت و افزایش تولید میدان نفتی بینک سطح الارض و ابنیه تحت الارض عمومی و مشترک								
	شماره پیمان: 053-073-9184								شماره صفحه: 17 از 24
شماره پیمان: 053-073-9184		PROCESS BASIS OF DESIGN							
	پروژه	بسته کاری	صادر کننده	تسهیلات	رشته	نوع مدرک	سریال	نسخه	
	BK	GNRAL	PEDCO	000	PR	DB	0001	D06	

6.9 WATER

Table No.6-9.1: Operating conditions

System	Temperature (°C)			Pressure (bar g)		
	Min	Norm	Max	Min	Norm.	Max
Plant (Utility)/Potable Water(NOTE)	-	Amb	-	-	0.4	-

Note: Elevated Tank

Table No.6-9.2: Mechanical Design Conditions

System	Temperature (°C)	Pressure (bar g)
Plant (Utility)/Potable Water	85	Atm+Full Of Water

6.10 FUEL OIL

Table No.6-10.1: Operating Conditions

System	Temperature (°C)			Pressure (Barg)		
	Min	Norm.	Max	Min	Norm.	Max
Fuel Oil	-	Amb.	-	-	0.25	-

Table No.6-10.2: Mechanical Design Conditions

System	Temperature (°C)	Pressure (Barg)
Fuel Oil	85	Atm+Full Of Water

7.0 SITE CONDITION

7.1 SITE LOCATION

Binak oilfield in Bushehr province is a part of the southern oilfields of Iran, is located 25 km northwest of Genaveh city.

Longitude: 50°, 35'

Latitude: 29°, 73'

- GCS UTM COORDINATES:

	نگهداشت و افزایش تولید میدان نفتی بینک سطح الارض و ابنیه تحت الارض عمومی و مشترک								
	PROCESS BASIS OF DESIGN								
شماره پیمان: 053 - 073 - 9184	پروژه BK	بسته کاری GNRAL	صادر کننده PEDCO	تسهیلات 000	رشته PR	نوع مدرک DB	سریال 0001	نسخه D06	شماره صفحه : 18 از 24

Table No.7-1.1: GCS UTM COORDINATION

NORTHING	EASTING
3289991.269	437245.830
3289761.280	437704.660

H.P.G and H.P.P. elevation +100.00 correspond to +11.20 M.S.L.

- SIAHMAKAN UTM COORDINATES:

Table No.7-1.2: SIAHMAKAN UTM COORDINATION

NORTHING	EASTING
3331743.89	438033.74

- BINAK CLUSTER UTM COORDINATES:

Table No.7-1.3: BINAK CLUSTER UTM COORDINATES

NORTHING	EASTING
3290752.321	438636.645

- WELLS COORDINATES

Table No.7-1.4: WELLS COORDINATES

WELL NO.	RESERVOIR	UTM COORDINATION	
		NORTHING	EASTING
W-018S	ASMARI	3291914	437440
W-008N	ASMARI	3291837	438713
W-028	BANGESTAN	3293091	437126
W-035	BANGESTAN	3293648	436604
W-046S	BANGESTAN	3294379	435604
W-007S	BANGESTAN	3290543	437425
BK-5	-	3286512	41725
BK-12	-	3288580	440692
BK-14	-	3295176	437805
BK-15	-	3287973	442385

	<p>نگهداشت و افزایش تولید میدان نفتی بینک سطح الارض و ابنیه تحت الارض عمومی و مشترک</p>																	
<p>شماره پیمان: 053 - 073 - 9184</p>	<p>PROCESS BASIS OF DESIGN</p> <table border="1" style="width: 100%; border-collapse: collapse;"> <tr> <td>پروژه</td> <td>بسته کاری</td> <td>صادر کننده</td> <td>تسهیلات</td> <td>رشته</td> <td>نوع مدرک</td> <td>سریال</td> <td>نسخه</td> </tr> <tr> <td>BK</td> <td>GNRAL</td> <td>PEDCO</td> <td>000</td> <td>PR</td> <td>DB</td> <td>0001</td> <td>D06</td> </tr> </table>	پروژه	بسته کاری	صادر کننده	تسهیلات	رشته	نوع مدرک	سریال	نسخه	BK	GNRAL	PEDCO	000	PR	DB	0001	D06	<p>شماره صفحه : 19 از 24</p>
پروژه	بسته کاری	صادر کننده	تسهیلات	رشته	نوع مدرک	سریال	نسخه											
BK	GNRAL	PEDCO	000	PR	DB	0001	D06											

7.2 GEOTECHNICAL DATA

According to general geological zoning of Iran, the proposed plant area is located in the coastal zone of Zagros Folded Belt in south-central Fars along the Persian Gulf.

From the lithological point of view the Zagros Folded Belt composed of a sequence of thick bedded sedimentary rocks mainly limestone, dolomite and marl of Paleozoic to Cenozoic age, folded during middle to Late Alpine Organic Stage in Tertiary.

7.3 BAROMETRIC PRESSURE

Table No.7-3.1: BAROMETRIC PRESSURE

Barometric pressure	BINAK New GCS	Flow Lines & Wellhead Facilities
Winter (Psia)	14.37	13.7
Summer (Psia)	13.26	13.2

7.4 ELEVATION

- Elevation from sea level for BINAK New GCS ~ 12.5 m
- Elevation from sea level for W-018S ~ 33.6 m
- Elevation from sea level for W-008N ~ 76.0 m
- Elevation from sea level for W-028 ~ 33.2 m
- Elevation from sea level for W-035 ~ 30.1 m
- Elevation from sea level for W-046S ~ 57.9 m
- Elevation from sea level for W-007S ~ 26.2 m
- Elevation from sea level for BK-5 ~ 50.0 m
- Elevation from sea level for BK-12 ~ 69.0 m
- Elevation from sea level for BK-14 ~ 190.0 m
- Elevation from sea level for BK-15 ~ 125.0 m

7.5 SOILS CONDITIONS

BINAK New GCS:

The basic data required are as follows:

- Seismic Zone : 0.3 g
- Soil Temp. in Winter : 15.6°C
- Soil Temp. in Summer: 32.2°C

	نگهداشت و افزایش تولید میدان نفتی بینک سطح الارض و ابنیه تحت الارض عمومی و مشترک								
	PROCESS BASIS OF DESIGN								
شماره پیمان: 053 - 073 - 9184	پروژه BK	بسته کاری GNRAL	صادر کننده PEDCO	تسهیلات 000	رشته PR	نوع مدرک DB	سریال 0001	نسخه D06	شماره صفحه : 20 از 24

Flow Lines & Wellhead Facilities:

- Seismic Zone : 0.3 g

7.6 SOLAR RADIATION

BINAK New GCS:

- Solar radiation (maximum): 1010 W /m²

Flow Lines & Wellhead Facilities:

- Solar radiation: 946 W /m²

7.7 AMBIENT CONDITIONS

Table No.7-7.1: Ambient Conditions

LOCATION	BINAK New GCS	Flow Lines & Wellhead Facilities
Maximum ambient temperature (°C)	50	50
Minimum ambient temperature (°C)	5	-5
Maximum steel surface exposed to sun (°C)	85	85
Maximum summer dry bulb (°C)	50	-
DB/RH for Summer HVAC Design	41 °C / 61 % (Note */ Note**)	
DB FOR Winter HVAC Design	6 °C Note *	

* Refer to " HVAC Design Criteria; N.I.O.C. NO.: F-1-B-422001".

**Refer to "NISOC Meteorological Studies Report".

7.8 RELATIVE HUMIDITY

BINAK New GCS & Flow Lines & Wellhead Facilities:

- Maximum Design relative humidity (%): 100
- Minimum Design relative humidity (%): 0

 <p>NISOC</p>	<p>نگهداشت و افزایش تولید میدان نفتی بینک سطح الارض و ابنیه تحت الارض عمومی و مشترک</p>																	
<p>شماره پیمان: 053 - 073 - 9184</p>	<p>PROCESS BASIS OF DESIGN</p> <table border="1" style="width: 100%; border-collapse: collapse;"> <tr> <td>پروژه</td> <td>بسته کاری</td> <td>صادر کننده</td> <td>تسهیلات</td> <td>رشته</td> <td>نوع مدرک</td> <td>سریال</td> <td>نسخه</td> </tr> <tr> <td>BK</td> <td>GNRAL</td> <td>PEDCO</td> <td>000</td> <td>PR</td> <td>DB</td> <td>0001</td> <td>D06</td> </tr> </table>	پروژه	بسته کاری	صادر کننده	تسهیلات	رشته	نوع مدرک	سریال	نسخه	BK	GNRAL	PEDCO	000	PR	DB	0001	D06	<p>شماره صفحه : 21 از 24</p>
پروژه	بسته کاری	صادر کننده	تسهیلات	رشته	نوع مدرک	سریال	نسخه											
BK	GNRAL	PEDCO	000	PR	DB	0001	D06											

7.9 RAINFALL

BINAK New GCS:

- Maximum rainfall during one hour: 53 mm

Table No.7-9.1: BINAK New GCS RAINFALL

Month	Average Monthly (mm)
January	83.5
February	37.2
March	45.0
April	18.2
May	5.6
June	0.7
July	0.0
August	0.4
September	0.2
October	3.4
November	57.5
December	81.2
Annual	332.9

Flow Lines & Wellhead Facilities:

- Maximum rainfall during one year: 487.5 mm
- Maximum rainfall during one day: 138 mm

7.10 WIND CONDITIONS

BINAK New GCS:

Design velocity and direction of prevailing wind:

Wind velocity at 10m above ground level for:

- | | |
|--|----------|
| - Structure calculation: | 120 Km/h |
| - Wind velocity for thermal calculations | 5 m/s |
| - Prevailing wind direction: | NW to SE |
| - Flare thermal radiation | 10 m/s |

	نگهداشت و افزایش تولید میدان نفتی بینک سطح الارض و ابنیه تحت الارض عمومی و مشترک								
	PROCESS BASIS OF DESIGN								
شماره پیمان: 053 - 073 - 9184	پروژه BK	بسته کاری GNRAL	صادر کننده PEDCO	تسهیلات 000	رشته PR	نوع مدرک DB	سریال 0001	نسخه D06	شماره صفحه : 22 از 24

Flow Lines & Wellhead Facilities:

- Structure calculation: 120 Km/h

7.11 LIGHTNING STORMS

BINAK New GCS:

Isoceraunic Level 15 storm-day/year. The EPC Contractor shall inquiry and verifies these data from the related authorities.

7.12 AVERAGE LIGHTNING FLASH DENSITY

Flow Lines & Wellhead Facilities:

According to below map, 10-15 thunderstorm days per year exist in BINAK field. Average lightning flash density (N_g) may be estimated from following relationship:

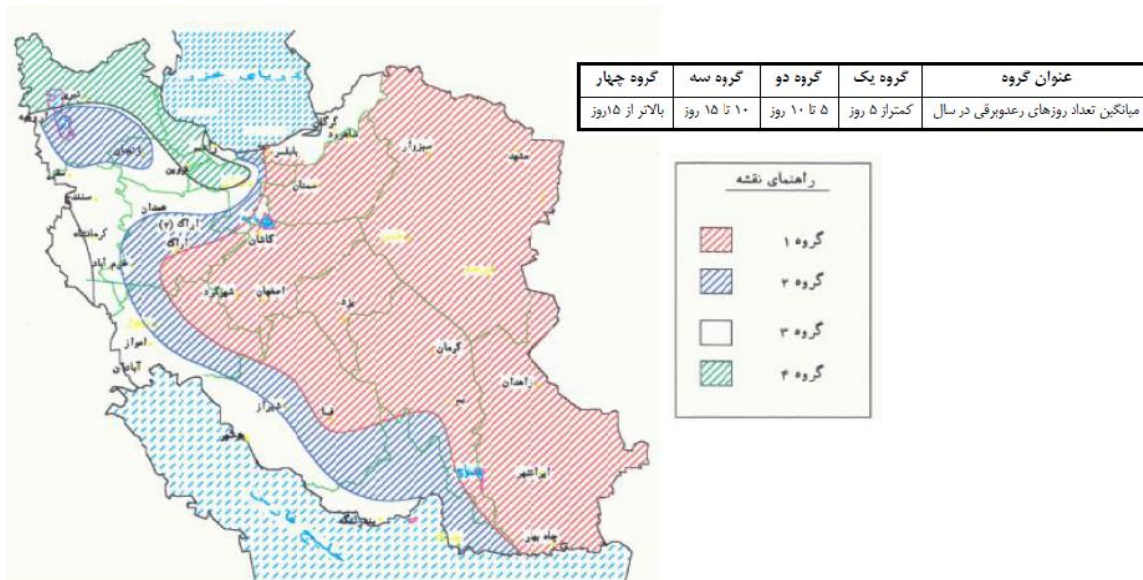
$$N_g = 0.04(T_d)^{1.25}$$

$$T_d = 15$$

$$N_g = 0.04(15)^{1.25} = 1.18$$

N_d = yearly lightning strike frequency to the structure or object

N_g = lightning ground flash density in flashes/km²/year



 <p>NISOC</p>	<p>نگهداشت و افزایش تولید میدان نفتی بینک سطح الارض و ابنیه تحت الارض عمومی و مشترک</p>																	
<p>شماره پیمان: 053 - 073 - 9184</p>	<p>PROCESS BASIS OF DESIGN</p> <table border="1" style="width: 100%; border-collapse: collapse;"> <tr> <td style="width: 10%;">پروژه</td> <td style="width: 10%;">بسته کاری</td> <td style="width: 10%;">صادر کننده</td> <td style="width: 10%;">تسهیلات</td> <td style="width: 10%;">رشته</td> <td style="width: 10%;">نوع مدرک</td> <td style="width: 10%;">سریال</td> <td style="width: 10%;">نسخه</td> </tr> <tr> <td>BK</td> <td>GNRAL</td> <td>PEDCO</td> <td>000</td> <td>PR</td> <td>DB</td> <td>0001</td> <td>D06</td> </tr> </table>	پروژه	بسته کاری	صادر کننده	تسهیلات	رشته	نوع مدرک	سریال	نسخه	BK	GNRAL	PEDCO	000	PR	DB	0001	D06	<p>شماره صفحه : 23 از 24</p>
پروژه	بسته کاری	صادر کننده	تسهیلات	رشته	نوع مدرک	سریال	نسخه											
BK	GNRAL	PEDCO	000	PR	DB	0001	D06											

8.0 GENERAL MATTERS

8.1 UNITS OF MEASUREMENT

As a general rule, the SI metric system of units shall be used and particularly:

- Pressure (gauge) Barg
- Pressure (absolute) Bara
- Mass kg
- Temperature °C
- Length m & mm except the pipes diameter for which "inches" are allowed
- Liquid relative density sp. gr. T °C /15°C
- Liquid absolute density kg/cm³ at 15°C
- Vapour flowing density kg/cm³
- Mass kg/h
- Liquid m³/h, l/min for fire fighting
- Normal conditions :
Vapour Nm³ (m³ at 0°C & 1.013 bar a) or Sm³ vapour (at 15°C & 1.013 bar a)
Liquid Std m³ (m³ at 15°C)
- Specific enthalpy kj/kg
- Heat rate MW
- Gross calorific value kj/kg
- Viscosity (Dynamic) cp
- In addition to the above units, the following units shall be used for material balance purposes:
- Vapour flow rate MMSCFD Million Standard cubic feet per day (at 15°C and 1.013 Bara).
- Liquid flow rate SBLPD or SBOPD Standard barrel of liquid, or Oil, per day (at 15°C & 1.013 bar a).
- Absolute press=gauge press + barometric pressure.
- Gas Volumetric flow rate (standard [m³/hr], MMSCFD)
- Liquid volumetric flow rate ([m³/hr], STB/D at 15.50 [°C] and 14.70 [psia])

8.2 SERVICE LIFE

The design service life of the onshore plant is 25 years. (For Gas Compressor Station) and for other facilities (Transmission Pipelines & Flow lines & Wellhead facilities) shall be designed for a service life of 20 years.

 <p>NISOC</p>	<p>نگهداشت و افزایش تولید میدان نفتی بینک سطح الارض و ابنیه تحت الارض عمومی و مشترک</p>																	
<p>شماره پیمان: 053 – 073 – 9184</p>	<p>PROCESS BASIS OF DESIGN</p> <table border="1" style="width: 100%; border-collapse: collapse;"> <tr> <td style="width: 10%;">پروژه</td> <td style="width: 10%;">بسته کاری</td> <td style="width: 10%;">صادر کننده</td> <td style="width: 10%;">تسهیلات</td> <td style="width: 10%;">رشته</td> <td style="width: 10%;">نوع مدرک</td> <td style="width: 10%;">سریال</td> <td style="width: 10%;">نسخه</td> </tr> <tr> <td>BK</td> <td>GNRAL</td> <td>PEDCO</td> <td>000</td> <td>PR</td> <td>DB</td> <td>0001</td> <td>D06</td> </tr> </table>	پروژه	بسته کاری	صادر کننده	تسهیلات	رشته	نوع مدرک	سریال	نسخه	BK	GNRAL	PEDCO	000	PR	DB	0001	D06	<p>شماره صفحه : 24 از 24</p>
پروژه	بسته کاری	صادر کننده	تسهیلات	رشته	نوع مدرک	سریال	نسخه											
BK	GNRAL	PEDCO	000	PR	DB	0001	D06											

8.3 TURNDOWN AND OVERDESIGN

Turndown refers to how flexible a compressor is at different operating conditions (flow and pressure). The greater the turndown capability of the compressor unit, the greater the flexibility the compressor unit has to operate under different flow and pressure conditions.

The turn down ratio and over design of compressor station plant is considered to be 40 % and 110% respectively.

9.0 LIST OF ENGINEERING SOFTWARES

Following computer programs approved and authorized for use during EPC stage:

Aspen HYSYS (Ver. 7.3 and higher): Plant Thermodynamic Simulation

Aspen Flare System Analyzer: Flare Network Calculation

Honeywell Predict 6.1: Corrosion prediction Tool

Flare sim: Flare Radiation Studies

Olga: Steady State Pipeline Hydraulic Calculation and Surge Analysis

AutoCAD P&ID: Process Drawing (PFD, P&IDs)

DNV Phast: Fire and Explosion Analysis (Consequence Analysis)

HTRI: Heat Exchanger Thermal Calculations