AREA ELECTRICAL CABLE ROUTE & SECTION LAYOUT

NOTES

1- UNLESS OTHERWISE SPECIFIED ALL DIMENSIONS ARE IN MILLIMETERS.
2- SINGLE CORE CABLES SHALL BE LAID IN TREFOIL GROUPS WITH CLEAR SPACING BETWEEN THE TREFOILS. TREFOIL FORMATION SHALL BE USED FOR EACH PHASE GROUP OF SINGLE CORE CABLES.
3- ALL BURIED TRENCHES SHALL BE EQUIPPED WITH CABLE MARKER & BACK FILLED WITH FINE SAND.

LEGEND

REFERENCE DRAWING	DRG. No.
CABLE TRENCH AND DUCT BANK LAYOUT	BK-GCS-PEDCO-120-CV-PY-0002
CALCULATION NOTE FOR CABLE SIZING	BK-GCS-PEDCO-120-EL-CN-0003
ELECTRICAL POWER & CONTROL CABLE SCHEDULE	BK-GCS-PEDCO-120-EL-LJ-0002

KEY PLAN

REV.	DATE	P.O.I.S	PREP.	CHK.	APP.	AUT.
D00	JUL.2022	IFC	H.SHAKIBA	M.PAKMARIAN	M.MEHRSHAD	**.**

REV.	DESCRIPTION	CHECKED BY	CHECKED DATE	REV. APPR. BY	REV. APPR. DATE
***	**********	**.**	***.****	**.**	***.****

PROJECT NAME: BINAK OILFIELD DEVELOPMENT/SUB-SURFACE WORK PACKAGES GENERAL

PROJECT NO.: 971020

اصل و کلیه نسخ این نقشه و حق اقتباس متعلق به شرکت ملی مناطق نفت خیز جنوب میباشد.

THE ORIGINAL AND ALL COPIES OF THIS DRAWING TOGETHER WITH THE COPYRIGHT THEREIN ARE THE SOLE PROPERTY OF N.I.S.O.C./ FIELDS

EPC CONTRACTOR: HIRGAN ENERGY – DESIGN & INSPECTION COMPANIES

EPD/EPC CONTRACTOR (GC): PEDCO — PETROIRAN DEVELOPMENT COMPANY

BINAK OILFIELD DEVELOPMENT
SUB-SURFACE WORK PACKAGES
GENERAL

DATE	SCALE	DRAWING BY	CHECKED BY	PROJECT ENG.

(VENDOR TITLE BLOCK)**

DRAWING TITLE: AREA ELECTRICAL CABLE ROUTE & SECTION LAYOUT

NO CONSTRUCTION PERMITTED UNLESS DRAWING APPROVED

APPROVED FOR CONSTRUCTION BY: DATE:

SCALE	SIZE	DRAWING NO.	SHEET NO.	REV.
1:1000	A3	BK-GCS-PEDCO-120-EL-PY-0005	01 OF 31	D00

BUDGET REF.	LOCATION	SIZE	CLASS	SERIAL NO.	SHEET	REVISION
053-073-9184	F	2	P	709050	01 OF 31	D00

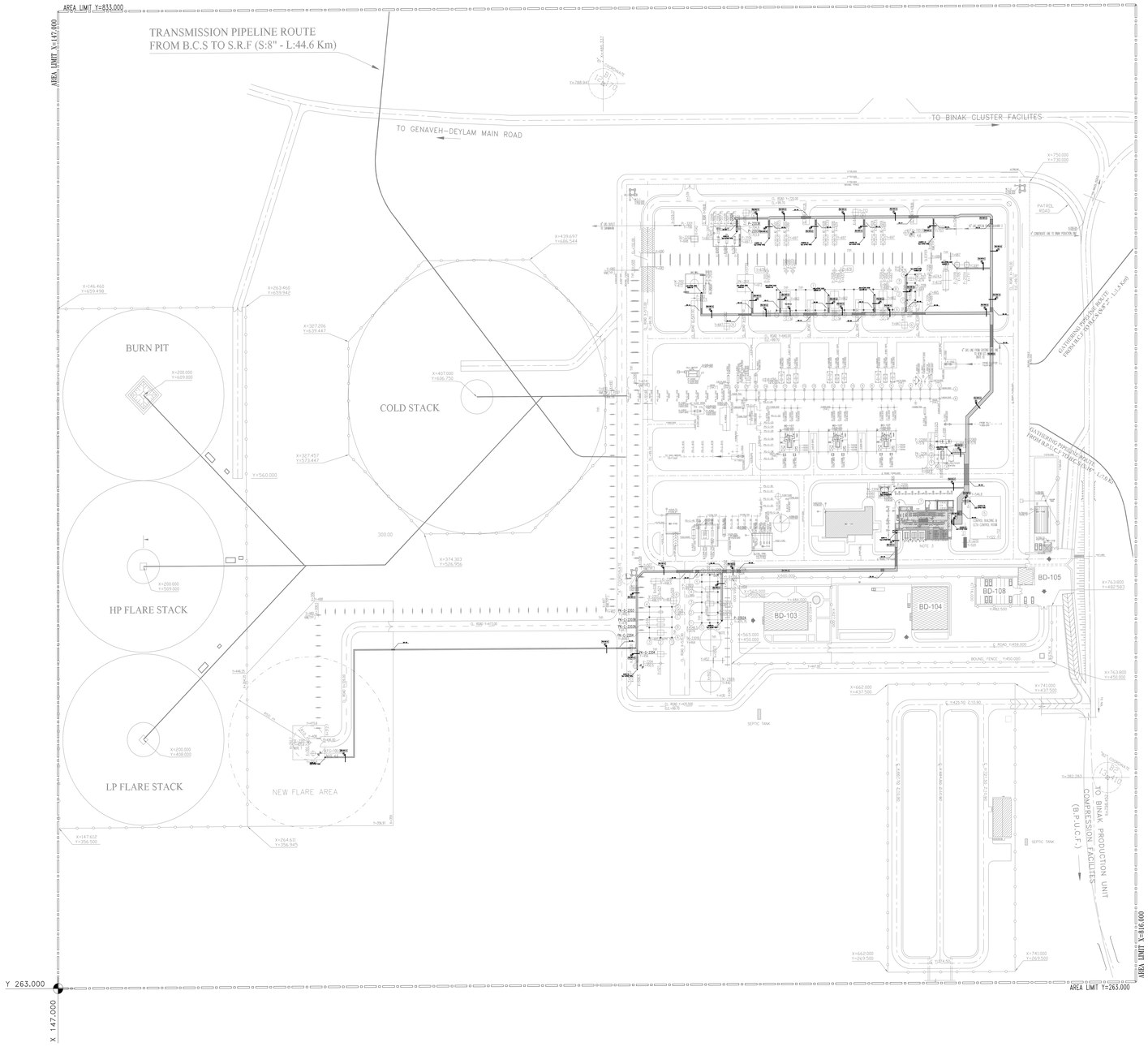

NOTES

1- UNLESS OTHERWISE SPECIFIED ALL DIMENSIONS ARE IN MILLIMETERS.
2- SINGLE CORE CABLES SHALL BE LAID IN TREFOIL GROUPS WITH CLEAR SPACING BETWEEN THE TREFOILS. TREFOIL FORMATION SHALL BE USED FOR EACH PHASE GROUP OF SINGLE CORE CABLES.
3- ALL BURIED TRENCHES SHALL BE EQUIPPED WITH CABLE MARKER & BACK FILLED WITH FINE SAND.

LEGEND

REFERENCE DRAWING	DRG. No.
CABLE TRENCH AND DUCT BANK LAYOUT	BK-GCS-PEDCO-120-CV-PY-0002
CALCULATION NOTE FOR CABLE SIZING	BK-GCS-PEDCO-120-EL-CN-0003
ELECTRICAL POWER & CONTROL CABLE SCHEDULE	BK-GCS-PEDCO-120-EL-LI-0002

KEY PLAN

REV.	DATE	P.O.I.S	PREP.	CHK.	APP.	AUT.
D00	JUL.2022	IFC	H.SHAKIBA	M.FAKHARIAN	M.Mehrshad	**.**

REV.	DESCRIPTION	CHECKED BY	CHECKED DATE	REV. APPR. BY	REV. APPR. DATE
***	**********	**.**	***.****	**.**	***.****

PROJECT NAME: BINAK OILFIELD DEVELOPMENT/SURFACE FACILITIES GAS COMPRESSOR STATION

PROJECT NO.: 971020

EPC CONTRACTOR: HIRGAN ENERGY – DESIGN & INSPECTION COMPANIES

EPD/EPC CONTRACTOR (GC): PETROIRAN DEVELOPMENT COMPANY (PEDCO)

اصل و کلیه نسخ این نقشه و حق اقتباس متعلق به شرکت ملی مناطق نفت خیز جنوب میباشد.

THE ORIGINAL AND ALL COPIES OF THIS DRAWING TOGETHER WITH THE COPYRIGHT THEREIN ARE THE SOLE PROPERTY OF N.I.S.O.C./ FIELDS

BINAK OILFIELD DEVELOPMENT
SURFACE FACILITIES
GAS COMPRESSOR STATION

DATE	SCALE	DRAWING BY	CHECKED BY	PROJECT ENG.

(VENDOR TITLE BLOCK)**

DRAWING TITLE: AREA ELECTRICAL CABLE ROUTE & SECTION LAYOUT

NO CONSTRUCTION PERMITTED UNLESS DRAWING APPROVED

APPROVED FOR CONSTRUCTION BY: DATE:

SCALE	SIZE	DRAWING NO.	SHEET NO.	REV.	BUDGET REF.	LOCATION	SIZE	CLASS	SERIAL NO.	SHEET	REVISION
1:1000	A0	BK-GCS-PEDCO-120-EL-PY-0005	02 of 31	D00	053-073-9184	F	2	P	709050	02 of 31	D00

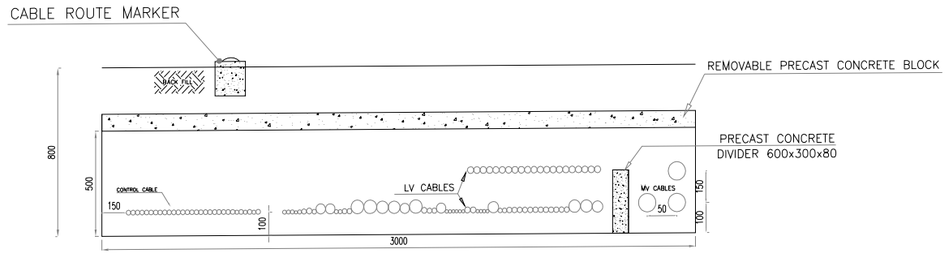

SECTION-01

01

MV CABLE		
Item	Cable Tag	O.D(mm)
1	C-2101A-MP-A1	67.7
2	C-2101B-MP-B1	67.7
3	C-2101C-MP-C1	67.7

LV CABLE		
Item	Cable Tag	O.D(mm)
1	NDP-2101A-LP-01	53.5
2	NDP-2101B-LP-01	59.3
3	NDP-2101C-LP-01	59.3
4	AC-2121A-LP-01	26.4
5	AC-2122A-LP-01	26.4
6	AC-2121B-LP-01	26.4
7	AC-2122B-LP-01	26.4
8	AC-2121C-LP-01	26.4
9	AC-2122C-LP-01	26.4
10	AC-2131A-LP-01	26.4
11	AC-2132A-LP-01	26.4
12	AC-2131B-LP-01	26.4
13	AC-2132B-LP-01	26.4
14	AC-2131C-LP-01	26.4
15	AC-2132C-LP-01	26.4
16	PK-2207-LP-01	22.1
17	PK-2208-LP-01	22.1
18	PK-2101-LP-01	53.5
19	P-2203A-LP-A	18.6
20	P-2203B-LP-B	18.6
21	P-2202A-LP-A	18.6
22	P-2202B-LP-B	18.6
23	P-2101A-LP-A	26.6
24	P-2101B-LP-B	26.6
25	P-2201A-LP-A	18.6
26	P-2201B-LP-B	18.6
27	P-2103A-LP-A	18.6
28	P-2103B-LP-B	18.6
29	P-2102-LP-01	18.6
30	P-2104-LP-01	18.6
31	CR-01-LP-01	47.8
32	CR-02-LP-01	34.6
33	CP01-LP-01	34.6
34	CP02-LP-01	26.4
35	NDB-01-LP-01	64.8
36	EDB-01-LP-01	47.8
37	WS-01-LP-A1	59.3
38	WS-01-LP-A2	59.3
39	HVAC-LP-A1	64.8
40	HVAC-LP-A2	64.8
41	CHG-001-LP-A1	34.6
42	CHG-002-LP-A2	34.6
43	CHG-002-LP-A3	19.7
44	CHG-002-LP-A4	19.7
45	UPS-001-LP-A5	47.8
46	UPS-002-LP-A6	47.8
47	UPS-Bypass-LP-01	22.1
48	NDP-CRM-LP-01	28.4
49	EDP-CRM-LP-01	34.5
50	NON UPS-LP-01	19.7
51	GCS-DG-001-LP-A1	32.1
52	GCS-DG-001-LP-A2	32.1
53	GCS-DG-001-LP-A3	32.1
54	GCS-DG-001-LP-A4	32.1
55	GCS-DG-001-LP-A5	32.1
56	GCS-DG-001-LP-A6	32.1
57	GCS-DG-001-LP-B1	32.1
58	GCS-DG-001-LP-B2	32.1
59	GCS-DG-001-LP-B3	32.1
60	GCS-DG-001-LP-B4	32.1
61	GCS-DG-001-LP-B5	32.1
62	GCS-DG-001-LP-B6	32.1
63	GCS-DG-001-LP-C1	32.1
64	GCS-DG-001-LP-C2	32.1
65	GCS-DG-001-LP-C3	32.1
66	GCS-DG-001-LP-C4	32.1
67	GCS-DG-001-LP-C5	32.1
68	GCS-DG-001-LP-C6	32.1
69	GCS-DG-001-LP-N1	32.1
70	GCS-DG-001-LP-N2	32.1
71	GCS-DG-001-LP-N3	32.1
72	P-2209-LP-01	18.6
73	MOV 1-LP-01	19.7
74	FDP 01-LP-01	19.7
75	FDP 02-LP-02	19.7

CONTROL CABLE		
Item	Cable Tag	O.D(mm)
1	C-2101A-C-A3	22.9
2	C-2101A-C-A5	19.5
3	C-2101B-C-B3	22.9
4	C-2101A-C-B5	19.5
5	C-2101C-C-C3	22.9
6	C-2101A-C-C5	19.5
7	AC-2121A-C-03	22.9
8	AC-2122A-C-03	22.9
9	AC-2121B-C-03	22.9
10	AC-2122B-C-03	22.9
11	AC-2121C-C-03	22.9
12	AC-2122C-C-03	22.9
13	AC-2131A-C-03	22.9
14	AC-2132A-C-03	22.9
15	AC-2131B-C-03	22.9
16	AC-2132B-C-03	22.9
17	AC-2131C-C-03	22.9
18	AC-2132C-C-03	22.9
19	P-2203A-C-03	22.9
20	P-2203B-C-03	22.9
21	P-2202A-C-03	22.9
22	P-2202B-C-03	22.9
23	P-2101A-C-03	22.9
24	P-2101B-C-03	22.9
25	P-2201A-C-03	22.9
26	P-2201B-C-03	22.9
27	P-2103A-C-03	22.9
28	P-2103B-C-03	22.9
29	P-2104-C-03	22.9
30	P-2209-C-03	22.9

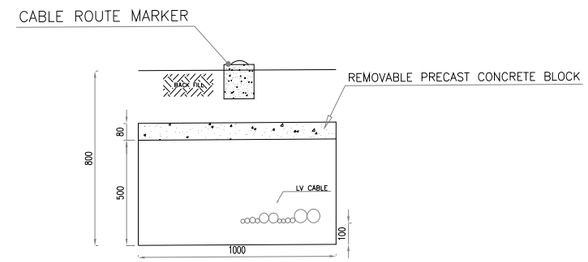

SECTION-02

02

SECTION-02		
#	Cable Tag	O.D(mm)
1	HVAC-LP-A1	64.8
2	HVAC-LP-A2	64.8
3	CHG-001-LP-A1	24.5
4	CHG-002-LP-A2	24.5
5	CHG-002-LP-A3	19.7
6	CHG-002-LP-A4	19.7
7	UPS-001-LP-A5	47.9
8	UPS-002-LP-A6	47.9
9	UPS-Bypass-LP-01	22.1
10	NDP-CRM-LP-01	28.4
11	EDP-CRM-LP-01	24.5
12	Non UPS-LP-01	19.7

NOTES

1- UNLESS OTHERWISE SPECIFIED ALL DIMENSIONS ARE IN MILLIMETERS.
2- SINGLE CORE CABLES SHALL BE LAID IN TREFOIL GROUPS WITH CLEAR SPACING BETWEEN THE TREFOILS. TREFOIL FORMATION SHALL BE USED FOR EACH PHASE GROUP OF SINGLE CORE CABLES.
3- ALL BURIED TRENCHES SHALL BE EQUIPPED WITH CABLE MARKER & BACK FILLED WITH FINE SAND.

LEGEND

REFERENCE DRAWING	DRG. No.
CABLE TRENCH AND DUCT BANK LAYOUT	BK-GCS-PEDCO-120-CV-PY-0002
CALCULATION NOTE FOR CABLE SIZING	BK-GCS-PEDCO-120-EL-CN-0003
ELECTRICAL POWER & CONTROL CABLE SCHEDULE	BK-GCS-PEDCO-120-EL-LJ-0002

KEY PLAN

REV.	DATE	P.O.I.S	PREP.	CHK.	APP.	AUT.
D00	JUL.2022	IFC	H.SHAKIBA	M.FARKHARIAN	M.MEHRSHAD	**.**

REV.	DESCRIPTION	BY	DATE	BY	DATE
***	**********	**.**	***.****	**.**	***.****
		CHECKED		REV. APPR.	

PROJECT NAME: BINAK OILFIELD DEVELOPMENT/SUB-SURFACE WORK PACKAGES/ GENERAL

PROJECT NO.: 971020

اصل و کلیه نسخ این نقشه و حق اقتباس متعلق به شرکت ملی مناطق نفت خیز جنوب میباشد.
THE ORIGINAL AND ALL COPIES OF THIS DRAWING TOGETHER WITH THE COPYRIGHT THEREIN ARE THE SOLE PROPERTY OF N.I.S.O.C./ FIELDS

EPC CONTRACTOR: HIRGAN ENERGY – DESIGN & INSPECTION COMPANIES

EPD/EPC CONTRACTOR (GC): PEDCO — PETROIRAN DEVELOPMENT COMPANY

BINAK OILFIELD DEVELOPMENT
SUB-SURFACE WORK PACKAGES
GENERAL

DATE	SCALE	DRAWING BY	CHECKED BY	PROJECT ENG.

(VENDOR TITLE BLOCK)**

DRAWING TITLE: AREA ELECTRICAL CABLE ROUTE & SECTION LAYOUT

NO CONSTRUCTION PERMITTED UNLESS DRAWING APPROVED

APPROVED FOR CONSTRUCTION BY: DATE:

SCALE	SIZE	DRAWING NO.	SHEET NO.	REV.
1:1000	A3	BK-GCS-PEDCO-120-EL-PY-0005	03 OF 31	D00

BUDGET REF.	LOCATION	SIZE	CLASS	SERIAL NO.	SHEET	REVISION
053-073-9184	F	2	P	709050	03 OF 31	D00

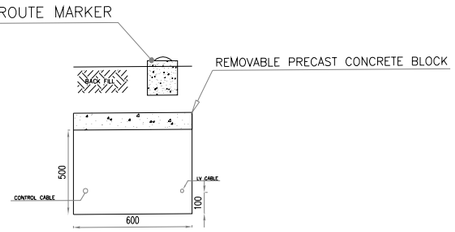

SECTION-03

03

SECTION-03		
#	Cable Tag	O.D(mm)
1	P-2209-LP-01	18.8
2	P-2209-C-03	22.9

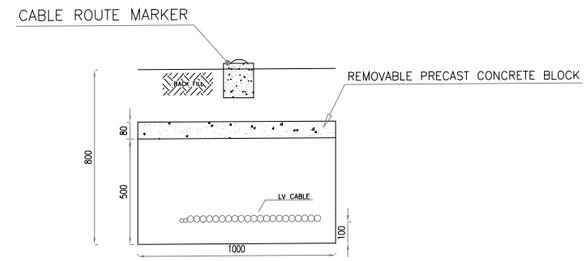

SECTION-04

04

SECTION-04		
#	Cable Tag	O.D(mm)
1	GCS-DG-001-LP-A1	32.1
2	GCS-DG-001-LP-A2	32.1
3	GCS-DG-001-LP-A3	32.1
4	GCS-DG-001-LP-A4	32.1
5	GCS-DG-001-LP-A5	32.1
6	GCS-DG-001-LP-A6	32.1
7	GCS-DG-001-LP-B1	32.1
8	GCS-DG-001-LP-B2	32.1
9	GCS-DG-001-LP-B3	32.1
10	GCS-DG-001-LP-B4	32.1
11	GCS-DG-001-LP-B5	32.1
12	GCS-DG-001-LP-B6	32.1
13	GCS-DG-001-LP-C1	32.1
14	GCS-DG-001-LP-C2	32.1
15	GCS-DG-001-LP-C3	32.1
16	GCS-DG-001-LP-C4	32.1
17	GCS-DG-001-LP-C5	32.1
18	GCS-DG-001-LP-C6	32.1
19	GCS-DG-001-LP-N1	32.1
20	GCS-DG-001-LP-N2	32.1
21	GCS-DG-001-LP-N3	32.1
22	FDP 01-LP-01	19.7
23	FDP 02-LP-02	19.7

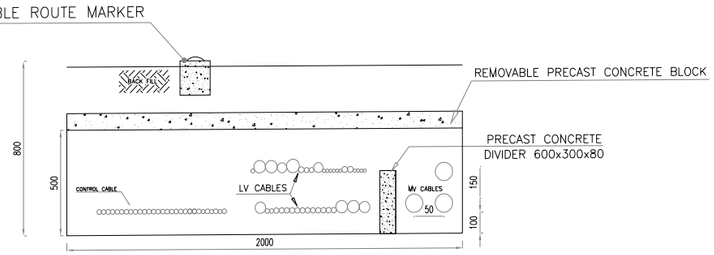

SECTION-05

05

MV CABLE		
#	Cable Tag	O.D(mm)
1	C-2101A-MP-A1	87.7
2	C-2101B-MP-B1	87.7
3	C-2101C-MP-C1	87.7

LV CABLE		
#	Cable Tag	O.D(mm)
1	NDP-2101A-LP-01	63.8
2	NDP-2101B-LP-01	69.3
3	NDP-2101C-LP-01	69.3
4	AC-2121A-LP-01	28.4
5	AC-2122A-LP-01	28.4
6	AC-2121B-LP-01	28.4
7	AC-2122B-LP-01	28.4
8	AC-2121C-LP-01	28.4
9	AC-2122C-LP-01	28.4
10	AC-2131A-LP-01	28.4
11	AC-2132A-LP-01	28.4
12	AC-2131B-LP-01	28.4
13	AC-2132B-LP-01	28.4
14	AC-2131C-LP-01	28.4
15	AC-2132C-LP-01	28.4
16	PK-2207-LP-01	22.1
17	PK-2208-LP-01	22.1
18	PK-2101-LP-01	63.8
19	P-2202A-LP-A	18
20	P-2203B-LP-B	18
21	P-2202A-LP-A	18.8
22	P-2202B-LP-B	18.8
23	P-2101A-LP-A	28.8
24	P-2101B-LP-B	28.8
25	P-2201A-LP-A	18.8
26	P-2201B-LP-B	18.8
27	P-2103A-LP-A	18.8
28	P-2103B-LP-B	18.8
29	P-2102-LP-01	18.8
30	P-2104-LP-01	18.8
31	CR-01-LP-01	47.9
32	CR-02-LP-01	24.5
33	CP01-LP-01	24.5
34	CP02-LP-01	28.4
35	NDB-01-LP-01	64.5
36	EDB-01-LP-01	47.9
37	WS-01-LP-A1	69.3
38	WS-01-LP-A2	69.3
39	MOV 1-LP-01	19.7

CONTROL CABLE		
#	Cable Tag	O.D(mm)
1	C-2101A-C-A3	22.9
2	C-2101A-C-A5	19.8
3	C-2101B-C-B5	22.9
4	C-2101A-C-B6	19.8
5	C-2101C-C-C3	22.9
6	C-2101A-C-C5	19.8
7	AC-2121A-C-03	22.9
8	AC-2122A-C-03	22.9
9	AC-2121B-C-03	22.9
10	AC-2122B-C-03	22.9
11	AC-2121C-C-03	22.9
12	AC-2122C-C-03	22.9
13	AC-2131A-C-03	22.9
14	AC-2132A-C-03	22.9
15	AC-2131B-C-03	22.9
16	AC-2132B-C-03	22.9
17	AC-2131C-C-03	22.9
18	AC-2132C-C-03	22.9
19	P-2202A-C-03	22.9
20	P-2203B-C-03	22.9
21	P-2202A-C-03	22.9
22	P-2202B-C-03	22.9
23	P-2101A-C-03	22.9
24	P-2101B-C-03	22.9
25	P-2201A-C-03	22.9
26	P-2201B-C-03	22.9
27	P-2103A-C-03	22.9
28	P-2103B-C-03	22.9
29	P-2104-C-03	22.9

NOTES

1- UNLESS OTHERWISE SPECIFIED ALL DIMENSIONS ARE IN MILLIMETERS.
2- SINGLE CORE CABLES SHALL BE LAID IN TREFOIL GROUPS WITH CLEAR SPACING BETWEEN THE TREFOILS. TREFOIL FORMATION SHALL BE USED FOR EACH PHASE GROUP OF SINGLE CORE CABLES.
3- ALL BURIED TRENCHES SHALL BE EQUIPPED WITH CABLE MARKER & BACK FILLED WITH FINE SAND.

LEGEND

REFERENCE DRAWING	DRG. No.
CABLE TRENCH AND DUCT BANK LAYOUT	BK-GCS-PEDCO-120-CV-PY-0002
CALCULATION NOTE FOR CABLE SIZING	BK-GCS-PEDCO-120-EL-CN-0003
ELECTRICAL POWER & CONTROL CABLE SCHEDULE	BK-GCS-PEDCO-120-EL-LJ-0002

KEY PLAN

REV.	DESCRIPTION	BY	DATE	BY	DATE
***	**********	**.**	***.****	**.**	***.****
		CHECKED		REV. APPR.	

REV.	DATE	P.O.I.S	PREP.	CHK.	APP.	AUT.
D00	JUL.2022	IFC	H.SHAKIBA	M.PAKMARIAN	M.MEHRSHAD	**.**

اصل و کلیه نسخ این نقشه و حق اقتباس متعلق به شرکت ملی مناطق نفت خیز جنوب میباشد.
THE ORIGINAL AND ALL COPIES OF THIS DRAWING TOGETHER WITH THE COPYRIGHT THEREIN ARE THE SOLE PROPERTY OF N.I.S.O.C./ FIELDS

PROJECT NAME: BINAK OILFIELD DEVELOPMENT/SUB-SURFACE WORK PACKAGES GENERAL

PROJECT NO.: 971020

EPC CONTRACTOR: HIRGAN ENERGY – DESIGN & INSPECTION COMPANIES

EPD/EPC CONTRACTOR (GC): PEDCO — PETROIRAN DEVELOPMENT COMPANY

BINAK OILFIELD DEVELOPMENT
SUB-SURFACE WORK PACKAGES
GENERAL

DATE	SCALE	DRAWING BY	CHECKED BY	PROJECT ENG.

NO CONSTRUCTION PERMITTED UNLESS DRAWING APPROVED

APPROVED FOR CONSTRUCTION BY: DATE:

(VENDOR TITLE BLOCK)**

DRAWING TITLE: AREA ELECTRICAL CABLE ROUTE & SECTION LAYOUT

SCALE	SIZE	DRAWING NO.	SHEET NO.	REV.
1:1000	A3	BK-GCS-PEDCO-120-EL-PY-0005	04 OF 31	D00

BUDGET REP.	LOCATION	SIZE	CLASS	SERIAL NO.	SHEET	REVISION
053-073-9184	F	2	P	709050	04 OF 31	D00

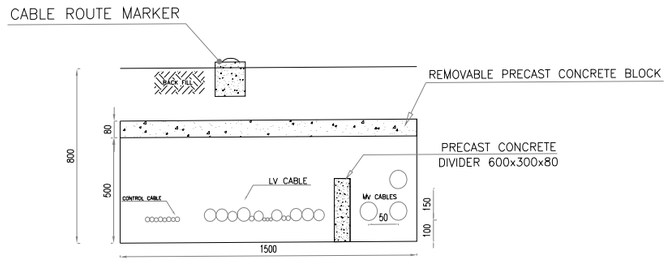

SECTION-06

06

MV CABLE		
#	Cable Tag	O.D(mm)
1	C-2101A-MP-A1	87.7
2	C-2101B-MP-B1	87.7
3	C-2101C-MP-C1	87.7

LV CABLE		
#	Cable Tag	O.D(mm)
1	NDP-2101A-LP-01	53.8
2	NDP-2101B-LP-01	59.3
3	NDP-2101C-LP-01	59.3
4	PK-2207-LP-01	22.1
5	PK-2208-LP-01	22.1
6	PK-2101-LP-01	53.8
7	P-2103A-LP-A	19.8
8	P-2103B-LP-B	19.8
9	P-2102-LP-01	19.8
10	CR-01-LP-01	47.9
11	CR-03-LP-01	34.6
12	ND8-01-LP-01	64.8
13	ED8-01-LP-01	47.9
14	WS-01-LP-A1	59.3
15	WS-01-LP-A2	59.3

CONTROL CABLE		
#	Cable Tag	O.D(mm)
1	C-2101A-C-A3	22.9
2	C-2101A-C-A5	19.8
3	C-2101B-C-B3	22.9
4	C-2101A-C-B5	19.8
5	C-2101C-C-C3	22.9
6	C-2101A-C-C5	19.8
7	P-2103A-C-03	22.9
8	P-2103B-C-03	22.9

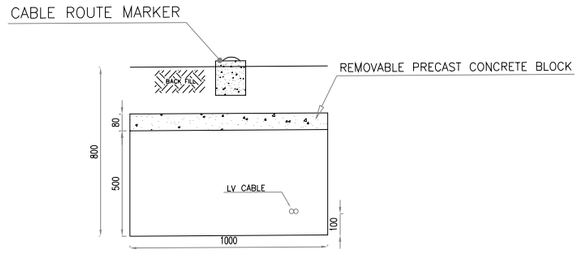

SECTION-07

07

SECTION-07		
#	Cable Tag	O.D(mm)
1	PK-2207-LP-01	22.1
2	PK-2208-LP-01	22.1

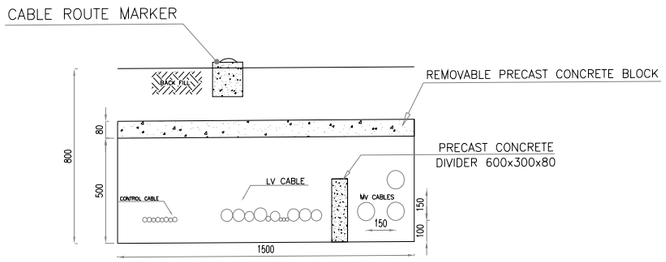

SECTION-08

08

MV CABLE		
#	Cable Tag	O.D(mm)
1	C-2101A-MP-A1	87.7
2	C-2101B-MP-B1	87.7
3	C-2101C-MP-C1	87.7

LV CABLE		
#	Cable Tag	O.D(mm)
1	NDP-2101A-LP-01	53.8
2	NDP-2101B-LP-01	59.3
3	NDP-2101C-LP-01	59.3
4	PK-2101-LP-01	53.8
5	P-2103A-LP-A	19.8
6	P-2103B-LP-B	19.8
7	P-2102-LP-01	19.8
8	CR-01-LP-01	47.9
9	CR-03-LP-01	34.6
10	ND8-01-LP-01	64.8
11	ED8-01-LP-01	47.9
12	WS-01-LP-A1	59.3
13	WS-01-LP-A2	59.3

CONTROL CABLE		
#	Cable Tag	O.D(mm)
1	C-2101A-C-A3	22.9
2	C-2101A-C-A5	19.8
3	C-2101B-C-B3	22.9
4	C-2101A-C-B5	19.8
5	C-2101C-C-C3	22.9
6	C-2101A-C-C5	19.8
7	P-2103A-C-03	22.9
8	P-2103B-C-03	22.9

NOTES

1- UNLESS OTHERWISE SPECIFIED ALL DIMENSIONS ARE IN MILLIMETERS.
2- SINGLE CORE CABLES SHALL BE LAID IN TREFOIL GROUPS WITH CLEAR SPACING BETWEEN THE TREFOILS. TREFOIL FORMATION SHALL BE USED FOR EACH PHASE GROUP OF SINGLE CORE CABLES.
3- ALL BURIED TRENCHES SHALL BE EQUIPPED WITH CABLE MARKER & BACK FILLED WITH FINE SAND.

LEGEND

REFERENCE DRAWING	DRG. No.
CABLE TRENCH AND DUCT BANK LAYOUT	BK-GCS-PEDCO-120-CV-PY-0002
CALCULATION NOTE FOR CABLE SIZING	BK-GCS-PEDCO-120-EL-CN-0003
ELECTRICAL POWER & CONTROL CABLE SCHEDULE	BK-GCS-PEDCO-120-EL-LJ-0002

KEY PLAN

REV.	DESCRIPTION	BY	DATE	BY	DATE
***	**********	**.**	***.****	**.**	***.****
		CHECKED		REV. APPR.	

D00	JUL.2022	IFC	H.SHAKIBA	M.PAKHARIAN	M.MEHRSHAD	**.**
REV.	DATE	P.O.I.S	PREP.	CHK.	APP.	AUT.

PROJECT NAME: BINAK OILFIELD DEVELOPMENT/SUB-SURFACE WORK PACKAGES/ GENERAL

PROJECT NO.: 971020

اصل و کلیه نسخ این نقشه و حق اقتباس متعلق به شرکت ملی مناطق نفت خیز جنوب میباشد.
THE ORIGINAL AND ALL COPIES OF THIS DRAWING TOGETHER WITH THE COPYRIGHT THEREIN ARE THE SOLE PROPERTY OF
N.I.S.O.C./ FIELDS

EPC CONTRACTOR: HIRGAN ENERGY – DESIGN & INSPECTION COMPANIES

EPD/EPC CONTRACTOR (GC): PEDCO — PETROIRAN DEVELOPMENT COMPANY

BINAK OILFIELD DEVELOPMENT
SUB-SURFACE WORK PACKAGES
GENERAL

DATE	SCALE	DRAWING BY	CHECKED BY	PROJECT ENG.

(VENDOR TITLE BLOCK)**

DRAWING TITLE: AREA ELECTRICAL CABLE ROUTE & SECTION LAYOUT

SCALE	SIZE	DRAWING NO.	SHEET NO.	REV.
1:1000	A3	BK-GCS-PEDCO-120-EL-PY-0005	05 OF 31	D00

NO CONSTRUCTION PERMITTED UNLESS DRAWING APPROVED

APPROVED FOR CONSTRUCTION BY: DATE:

BUDGET REF.	LOCATION	SIZE	CLASS	SERIAL NO.	SHEET	REVISION
053-073-9184	F	2	P	709050	05 OF 31	D00

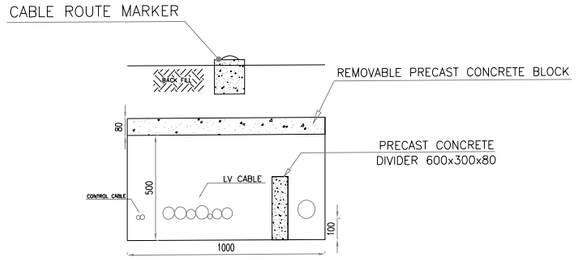

SECTION-09

09

MV CABLE		
#	Cable Tag	O.D(mm)
1	C-2101A-MP-A1	87.7

LV CABLE		
#	Cable Tag	O.D(mm)
1	NDP-2101A-LP-01	53.5
2	CR-01-LP-01	47.9
3	CR-02-LP-01	24.5
4	NDB-01-LP-01	64.9
5	EDB-01-LP-01	47.9
6	WS-01-LP-A1	59.3
7	WS-01-LP-A2	59.3

CONTROL CABLE		
#	Cable Tag	O.D(mm)
1	C-2101A-C-A3	22.9
2	C-2101A-C-A5	19.5

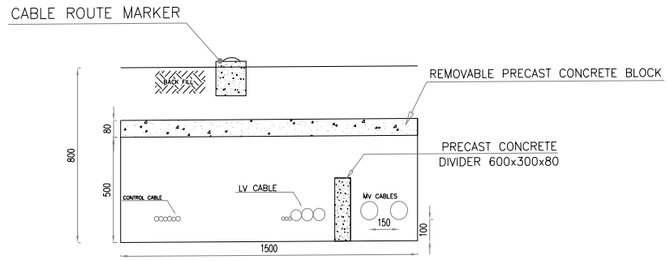

SECTION-10

10

MV CABLE		
#	Cable Tag	O.D(mm)
1	C-2101B-MP-B1	87.7
2	C-2101C-MP-C1	87.7

LV CABLE		
#	Cable Tag	O.D(mm)
1	NDP-2101B-LP-01	59.3
2	NDP-2101C-LP-01	59.3
3	PK-2101-LP-01	53.5
4	P-2103A-LP-A	16.5
5	P-2103B-LP-B	16.5
6	P-2103-LP-01	16.5

CONTROL CABLE		
#	Cable Tag	O.D(mm)
1	C-2101B-C-B3	22.9
2	C-2101A-C-B5	19.5
3	C-2101C-C-C3	22.9
4	C-2101A-C-C5	19.5
5	P-2103A-C-D3	22.9
6	P-2103B-C-D3	22.9

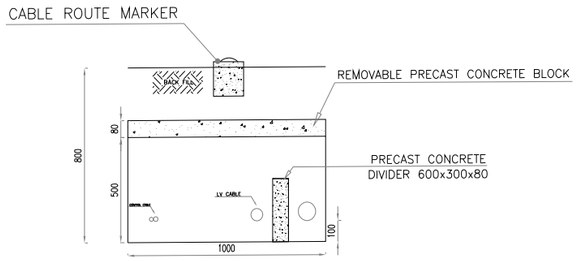

SECTION-11

11

SECTION-11		
#	Cable Tag	O.D(mm)
1	C-2101B-MP-B1	87.7
2	C-2101B-C-B3	22.9
3	NDP-2101B-LP-01	59.3
4	C-2101A-C-B5	19.5

NOTES

1- UNLESS OTHERWISE SPECIFIED ALL DIMENSIONS ARE IN MILLIMETERS.
2- SINGLE CORE CABLES SHALL BE LAID IN TREFOIL GROUPS WITH CLEAR SPACING BETWEEN THE TREFOILS. TREFOIL FORMATION SHALL BE USED FOR EACH PHASE GROUP OF SINGLE CORE CABLES.
3- ALL BURIED TRENCHES SHALL BE EQUIPPED WITH CABLE MARKER & BACK FILLED WITH FINE SAND.

LEGEND

REFERENCE DRAWING	DRG. No.
CABLE TRENCH AND DUCT BANK LAYOUT	BK-GCS-PEDCO-120-CV-PY-0002
CALCULATION NOTE FOR CABLE SIZING	BK-GCS-PEDCO-120-EL-CN-0003
ELECTRICAL POWER & CONTROL CABLE SCHEDULE	BK-GCS-PEDCO-120-EL-LJ-0002

KEY PLAN

REV.	DESCRIPTION	CHECKED BY	CHECKED DATE	REV. APPR. BY	REV. APPR. DATE
***	**********	**.**	***.****	**.**	***.****

REV.	DATE	P.O.I.S	PREP.	CHK.	APP.	AUT.
D00	JUL.2022	IFC	H.SHAKIBA	M.PAKMARIAN	M.MEHRSHAD	**.**

اصل و کلیه نسخ این نقشه و حق اقتباس متعلق به شرکت ملی مناطق نفت خیز جنوب میباشد.
THE ORIGINAL AND ALL COPIES OF THIS DRAWING TOGETHER WITH THE COPYRIGHT THEREIN ARE THE SOLE PROPERTY OF
N.I.S.O.C./ FIELDS

PROJECT NAME: BINAK OILFIELD DEVELOPMENT/SUB-SURFACE WORK PACKAGES/ GENERAL

PROJECT NO.: 971020

EPC CONTRACTOR: HIRGAN ENERGY – DESIGN & INSPECTION COMPANIES

EPD/EPC CONTRACTOR (GC): PETROIRAN DEVELOPMENT COMPANY (PEDCO)

BINAK OILFIELD DEVELOPMENT
SUB-SURFACE WORK PACKAGES
GENERAL

DATE	SCALE	DRAWING BY	CHECKED BY	PROJECT ENG.

(VENDOR TITLE BLOCK)**

DRAWING TITLE: AREA ELECTRICAL CABLE ROUTE & SECTION LAYOUT

NO CONSTRUCTION PERMITTED UNLESS DRAWING APPROVED

APPROVED FOR CONSTRUCTION BY: DATE:

SCALE	SIZE	DRAWING NO.	SHEET NO.	REV.
1:1000	A3	BK-GCS-PEDCO-120-EL-PY-0005	06 OF 31	D00

BUDGET REF.	LOCATION	SIZE	CLASS	SERIAL NO.	SHEET	REVISION
053-073-9184	F	2	P	709050	06 OF 31	D00

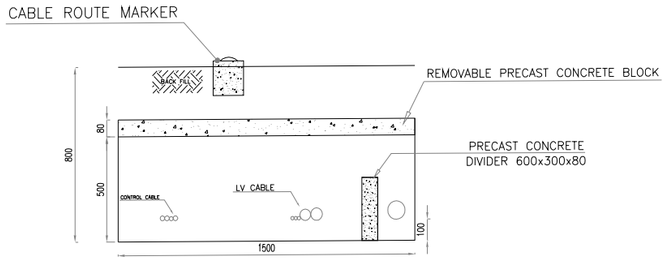

SECTION-12

12

MV CABLE		
#	Cable Tag	O.D(mm)
1	C-2101C-MP-C1	67.7

LV CABLE		
#	Cable Tag	O.D(mm)
1	NDP-2101C-LP-01	59.3
2	PK-2101-LP-01	53.8
3	P-2103A-LP-A	16.8
4	P-2103B-LP-B	16.8
5	P-2102-LP-01	16.8

CONTROL CABLE		
#	Cable Tag	O.D(mm)
1	C-2101C-C-C3	22.9
2	C-2101A-C-C5	19.8
3	P-2103A-C-03	22.9
4	P-2103B-C-03	22.9

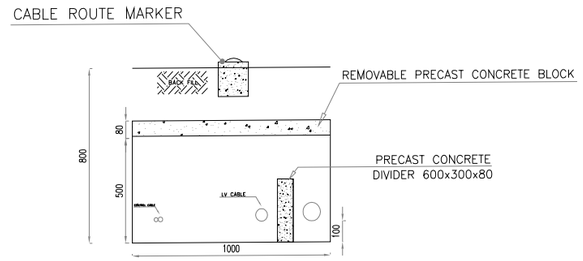

SECTION-13

13

SECTION-13		
#	Cable Tag	O.D(mm)
1	C-2101C-MP-C1	67.7
2	C-2101C-C-C3	22.9
3	NDP-2101C-LP-01	59.3
4	C-2101A-C-C5	19.8

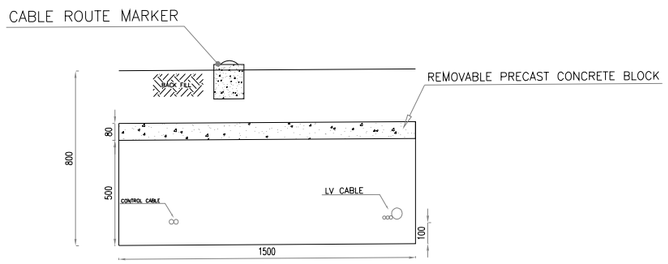

SECTION-14

14

SECTION-14		
#	Cable Tag	O.D(mm)
1	PK-2101-LP-01	53.8
2	P-2103A-LP-A	16.8
3	P-2103A-C-03	22.9
4	P-2103B-LP-B	16.8
5	P-2103B-C-03	22.9
6	P-2102-LP-01	16.8

NOTES

1- UNLESS OTHERWISE SPECIFIED ALL DIMENSIONS ARE IN MILLIMETERS.
2- SINGLE CORE CABLES SHALL BE LAID IN TREFOIL GROUPS WITH CLEAR SPACING BETWEEN THE TREFOILS. TREFOIL FORMATION SHALL BE USED FOR EACH PHASE GROUP OF SINGLE CORE CABLES.
3- ALL BURIED TRENCHES SHALL BE EQUIPPED WITH CABLE MARKER & BACK FILLED WITH FINE SAND.

LEGEND

REFERENCE DRAWING	DRG. No.
CABLE TRENCH AND DUCT BANK LAYOUT	BK-GCS-PEDCO-120-CV-PY-0002
CALCULATION NOTE FOR CABLE SIZING	BK-GCS-PEDCO-120-EL-CN-0003
ELECTRICAL POWER & CONTROL CABLE SCHEDULE	BK-GCS-PEDCO-120-EL-LJ-0002

KEY PLAN

REV.	DESCRIPTION	BY	DATE	BY	DATE
		CHECKED		REV. APPR.	
***	**********	**.**	***.****	**.**	***.****

REV.	DATE	P.O.I.S	PREP.	CHK.	APP.	AUT.
D00	JUL.2022	IFC	H.SHAKIBA	M.FAKHARIAN	M.MEHRSHAD	**.**

PROJECT NAME: BINAK OILFIELD DEVELOPMENT/SUB-SURFACE WORK PACKAGES/ GENERAL

PROJECT NO.: 971020

EPC CONTRACTOR: HIRGAN ENERGY – DESIGN & INSPECTION COMPANIES

EPD/EPC CONTRACTOR (GC): PETROIRAN DEVELOPMENT COMPANY (PEDCO)

اصل و کلیه نسخ این نقشه و حق اقتباس متعلق به شرکت ملی مناطق نفت خیز جنوب میباشد.

THE ORIGINAL AND ALL COPIES OF THIS DRAWING TOGETHER WITH THE COPYRIGHT THEREIN ARE THE SOLE PROPERTY OF N.I.S.O.C./ FIELDS

BINAK OILFIELD DEVELOPMENT
SUB-SURFACE WORK PACKAGES
GENERAL

DATE	SCALE	DRAWING BY	CHECKED BY	PROJECT ENG.

(VENDOR TITLE BLOCK)**

DRAWING TITLE: AREA ELECTRICAL CABLE ROUTE & SECTION LAYOUT

NO CONSTRUCTION PERMITTED UNLESS DRAWING APPROVED

APPROVED FOR CONSTRUCTION BY: DATE:

SCALE	SIZE	DRAWING NO.	SHEET NO.	REV.
1:1000	A3	BK-GCS-PEDCO-120-EL-PY-0005	07 OF 31	D00

BUDGET REF.	LOCATION	SIZE	CLASS	SERIAL NO.	SHEET	REVISION
053-073-9184	F	2	P	709050	07 OF 31	D00

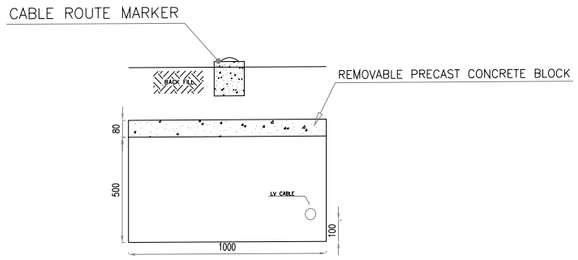

SECTION-15

15

SECTION-15		
#	Cable Tag	O.D(mm)
1	PK-2101-LP-01	53.8

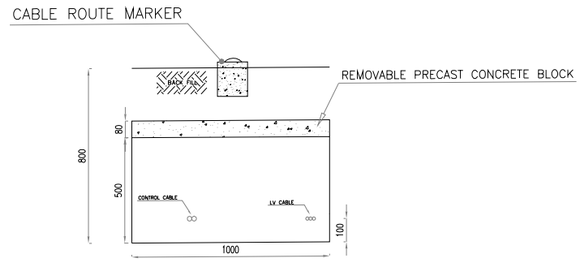

SECTION-16

16

SECTION-16		
#	Cable Tag	O.D(mm)
1	P-2103A-LP-A	18.5
2	P-2103A-C-03	22.9
3	P-2103B-LP-B	18.5
4	P-2103B-C-03	22.9
5	P-2102-LP-01	18.5

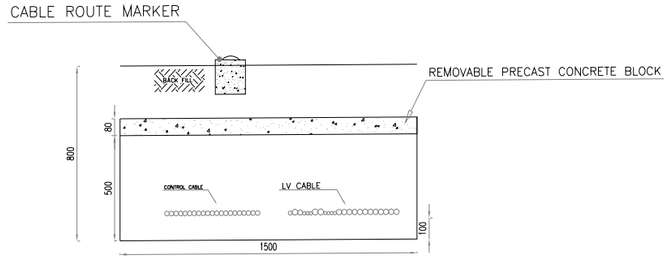

SECTION-17

17

LV CABLE		
#	Cable Tag	O.D(mm)
1	AC-2121A-LP-01	28.4
2	AC-2122A-LP-01	28.4
3	AC-2121B-LP-01	28.4
4	AC-2122B-LP-01	28.4
5	AC-2121C-LP-01	28.4
6	AC-2122C-LP-01	28.4
7	AC-2131A-LP-01	28.4
8	AC-2132A-LP-01	28.4
9	AC-2131B-LP-01	28.4
10	AC-2132B-LP-01	28.4
11	AC-2131C-LP-01	28.4
12	AC-2132C-LP-01	28.4
13	P-2203A-LP-A	18
14	P-2203B-LP-B	18
15	P-2202A-LP-A	18.5
16	P-2202B-LP-B	18.5
17	P-2101A-LP-A	28.8
18	P-2101B-LP-B	28.8
19	P-2201A-LP-A	18.5
20	P-2201B-LP-B	18.5
21	P-2104-LP-01	18.5
22	CP01-LP-01	34.5
23	CP02-LP-01	28.4
24	MOV 1-LP-01	18.7

CONTROL CABLE		
#	Cable Tag	O.D(mm)
1	AC-2121A-C-03	22.9
2	AC-2122A-C-03	22.9
3	AC-2121B-C-03	22.9
4	AC-2122B-C-03	22.9
5	AC-2121C-C-03	22.9
6	AC-2122C-C-03	22.9
7	AC-2131A-C-03	22.9
8	AC-2132A-C-03	22.9
9	AC-2131B-C-03	22.9
10	AC-2132B-C-03	22.9
11	AC-2131C-C-03	22.9
12	AC-2132C-C-03	22.9
13	P-2203A-C-03	22.9
14	P-2203B-C-03	22.9
15	P-2202A-C-03	22.9
16	P-2202B-C-03	22.9
17	P-2101A-C-03	22.9
18	P-2101B-C-03	22.9
19	P-2201A-C-03	22.9
20	P-2201B-C-03	22.9
21	P-2104-C-03	22.9

NOTES

1- UNLESS OTHERWISE SPECIFIED ALL DIMENSIONS ARE IN MILLIMETERS.
2- SINGLE CORE CABLES SHALL BE LAID IN TREFOIL GROUPS WITH CLEAR SPACING BETWEEN THE TREFOILS. TREFOIL FORMATION SHALL BE USED FOR EACH PHASE GROUP OF SINGLE CORE CABLES.
3- ALL BURIED TRENCHES SHALL BE EQUIPPED WITH CABLE MARKER & BACK FILLED WITH FINE SAND.

LEGEND

REFERENCE DRAWING	DRG. No.
CABLE TRENCH AND DUCT BANK LAYOUT	BK-GCS-PEDCO-120-CV-PY-0002
CALCULATION NOTE FOR CABLE SIZING	BK-GCS-PEDCO-120-EL-CN-0003
ELECTRICAL POWER & CONTROL CABLE SCHEDULE	BK-GCS-PEDCO-120-EL-LJ-0002

KEY PLAN

REV.	DATE	P.O.I.S	PREP.	CHK.	APP.	AUT.
D00	JUL.2022	IFC	H.SHAKIBA	M.FARHARIAN	M.MEHRSHAD	**.**

REV.	DESCRIPTION	BY	DATE	BY	DATE
		CHECKED		REV. APPR.	
***	**********	**.**	***.****	**.**	***.****

PROJECT NAME: BINAK OILFIELD DEVELOPMENT/SUB-SURFACE WORK PACKAGES/ GENERAL

PROJECT NO.: 971020

EPC CONTRACTOR: HIRGAN ENERGY – DESIGN & INSPECTION COMPANIES

EPD/EPC CONTRACTOR (GC): PETROIRAN DEVELOPMENT COMPANY (PEDCO)

اصل و کلیه نسخ این نقشه و حق اقتباس متعلق به شرکت ملی مناطق نفت خیز جنوب میباشد.
THE ORIGINAL AND ALL COPIES OF THIS DRAWING TOGETHER WITH THE COPYRIGHT THEREIN ARE THE SOLE PROPERTY OF N.I.S.O.C./ FIELDS

BINAK OILFIELD DEVELOPMENT
SUB-SURFACE WORK PACKAGES
GENERAL

DATE	SCALE	DRAWING BY	CHECKED BY	PROJECT ENG.

(VENDOR TITLE BLOCK)**

DRAWING TITLE: AREA ELECTRICAL CABLE ROUTE & SECTION LAYOUT

NO CONSTRUCTION PERMITTED UNLESS DRAWING APPROVED

APPROVED FOR CONSTRUCTION BY: DATE:

SCALE	SIZE	DRAWING NO.	SHEET NO.	REV.	BUDGET REF.	LOCATION	SIZE	CLASS	SERIAL NO.	SHEET	REVISION
1:1000	A3	BK-GCS-PEDCO-120-EL-PY-0005	08 OF 31	D00	053-073-9184	F	2	P	709050	08 OF 31	D00

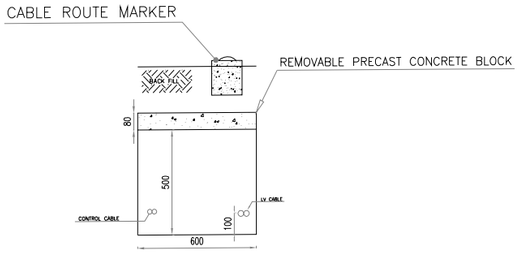

SECTION-18

18

SECTION-18		
#	Cable Tag	O.D(mm)
1	P-2101A-LP-A	28.6
2	P-2101A-C-03	22.9
3	P-2101B-LP-B	28.6
4	P-2101B-C-03	22.9

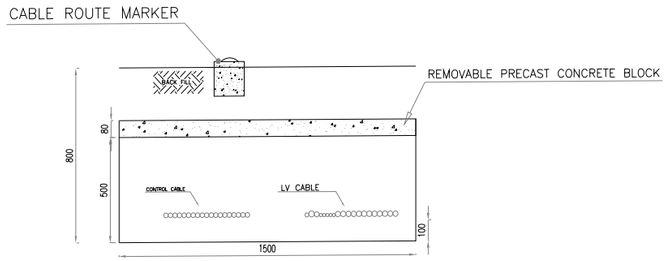

SECTION-19

19

LV CABLE		
#	Cable Tag	O.D(mm)
1	AC-2121A-LP-01	28.4
2	AC-2122A-LP-01	28.4
3	AC-2121B-LP-01	28.4
4	AC-2122B-LP-01	28.4
5	AC-2121C-LP-01	28.4
6	AC-2122C-LP-01	28.4
7	AC-2121A-LP-01	28.4
8	AC-2122A-LP-01	28.4
9	AC-2121B-LP-01	28.4
10	AC-2122B-LP-01	28.4
11	AC-2121C-LP-01	28.4
12	AC-2122C-LP-01	28.4
13	P-2222A-LP-A	19
14	P-2222B-LP-B	19
15	P-2223A-LP-A	19.6
16	P-2223B-LP-B	19.6
17	P-2221A-LP-A	19.6
18	P-2221B-LP-B	19.6
19	P-2104-LP-01	19.6
20	CP01-LP-01	24.5
21	CP02-LP-01	28.4
22	MOV 1-LP-01	19.7

CONTROL CABLE		
#	Cable Tag	O.D(mm)
1	AC-2121A-C-03	22.9
2	AC-2122A-C-03	22.9
3	AC-2121B-C-03	22.9
4	AC-2122B-C-03	22.9
5	AC-2121C-C-03	22.9
6	AC-2122C-C-03	22.9
7	AC-2121A-C-03	22.9
8	AC-2122A-C-03	22.9
9	AC-2121B-C-03	22.9
10	AC-2122B-C-03	22.9
11	AC-2121C-C-03	22.9
12	AC-2122C-C-03	22.9
13	P-2222A-C-03	22.9
14	P-2222B-C-03	22.9
15	P-2223A-C-03	22.9
16	P-2223B-C-03	22.9
17	P-2221A-C-03	22.9
18	P-2221B-C-03	22.9
19	P-2104-C-03	22.9

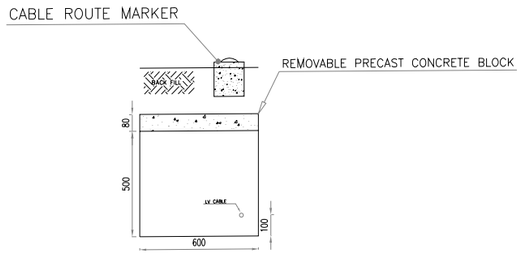

SECTION-20

20

SECTION-20		
#	Cable Tag	O.D(mm)
1	MOV1-LP-01	19.7

NOTES

1- UNLESS OTHERWISE SPECIFIED ALL DIMENSIONS ARE IN MILLIMETERS.
2- SINGLE CORE CABLES SHALL BE LAID IN TREFOIL GROUPS WITH CLEAR SPACING BETWEEN THE TREFOILS. TREFOIL FORMATION SHALL BE USED FOR EACH PHASE GROUP OF SINGLE CORE CABLES.
3- ALL BURIED TRENCHES SHALL BE EQUIPPED WITH CABLE MARKER & BACK FILLED WITH FINE SAND.

LEGEND

REFERENCE DRAWING	DRG. No.
CABLE TRENCH AND DUCT BANK LAYOUT	BK-GCS-PEDCO-120-CV-PY-0002
CALCULATION NOTE FOR CABLE SIZING	BK-GCS-PEDCO-120-EL-CN-0003
ELECTRICAL POWER & CONTROL CABLE SCHEDULE	BK-GCS-PEDCO-120-EL-LJ-0002

KEY PLAN

REV.	DESCRIPTION	BY	DATE	BY	DATE
***	**********	**.**	***.****	**.**	***.****
		CHECKED		REV. APPR.	

D00	JUL.2022	IFC	H.SHAKIBA	M.PAKMARIAN	M.MEHRSHAD	**.**
REV.	DATE	P.O.I.S	PREP.	CHK.	APP.	AUT.

اصل و کلیه نسخ این نقشه و حق اقتباس متعلق به شرکت ملی مناطق نفت خیز جنوب میباشد.
THE ORIGINAL AND ALL COPIES OF THIS DRAWING TOGETHER WITH THE COPYRIGHT THEREIN ARE THE SOLE PROPERTY OF
N.I.S.O.C./ FIELDS

PROJECT NAME: BINAK OILFIELD DEVELOPMENT/SUB-SURFACE WORK PACKAGES GENERAL

PROJECT NO.: 971020

EPC CONTRACTOR: HIRGAN ENERGY – DESIGN & INSPECTION COMPANIES

EPD/EPC CONTRACTOR (GC): PEDCO — PETROIRAN DEVELOPMENT COMPANY

BINAK OILFIELD DEVELOPMENT
SUB-SURFACE WORK PACKAGES
GENERAL

DATE	SCALE	DRAWING BY	CHECKED BY	PROJECT ENG.

(VENDOR TITLE BLOCK)**

DRAWING TITLE: AREA ELECTRICAL CABLE ROUTE & SECTION LAYOUT

NO CONSTRUCTION PERMITTED UNLESS DRAWING APPROVED

APPROVED FOR CONSTRUCTION BY: DATE:

SCALE	SIZE	DRAWING NO.	SHEET NO.	REV.
1:1000	A3	BK-GCS-PEDCO-120-EL-PY-0005	09 OF 31	D00

BUDGET REF.	LOCATION	SIZE	CLASS	SERIAL NO.	SHEET	REVISION
053-073-9184	F	2	P	709050	09 OF 31	D00

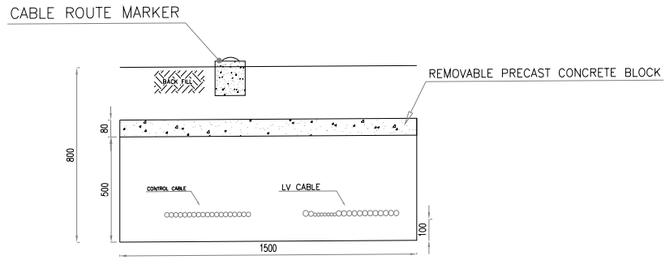

SECTION-21

21

LV CABLE		
#	Cable Tag	O.D(mm)
1	AC-2121A-LP-01	28.4
2	AC-2123A-LP-01	28.4
3	AC-2121B-LP-01	28.4
4	AC-2123B-LP-01	28.4
5	AC-2121C-LP-01	28.4
6	AC-2123C-LP-01	28.4
7	AC-2131A-LP-01	28.4
8	AC-2133A-LP-01	28.4
9	AC-2131B-LP-01	28.4
10	AC-2133B-LP-01	28.4
11	AC-2131C-LP-01	28.4
12	AC-2133C-LP-01	28.4
13	P-2203A-LP-A	16
14	P-2203B-LP-B	16
15	P-2202A-LP-A	16.6
16	P-2202B-LP-B	16.6
17	P-2201A-LP-A	16.6
18	P-2201B-LP-B	16.6
19	P-2104-LP-01	16.6
20	CP01-LP-01	24.9
21	CP02-LP-01	28.4

CONTROL CABLE		
#	Cable Tag	O.D(mm)
1	AC-2121A-C-03	22.9
2	AC-2123A-C-03	22.9
3	AC-2121B-C-03	22.9
4	AC-2123B-C-03	22.9
5	AC-2121C-C-03	22.9
6	AC-2123C-C-03	22.9
7	AC-2131A-C-03	22.9
8	AC-2133A-C-03	22.9
9	AC-2131B-C-03	22.9
10	AC-2133B-C-03	22.9
11	AC-2131C-C-03	22.9
12	AC-2133C-C-03	22.9
13	P-2203A-C-03	22.9
14	P-2203B-C-03	22.9
15	P-2202A-C-03	22.9
16	P-2202B-C-03	22.9
17	P-2201A-C-03	22.9
18	P-2201B-C-03	22.9
19	P-2104-C-03	22.9

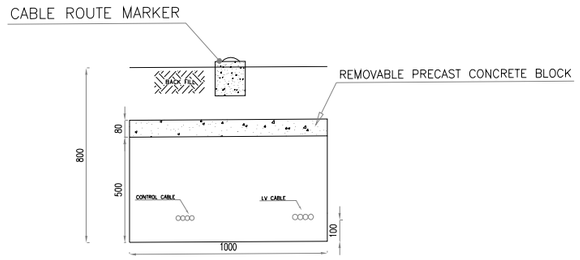

SECTION-22

22

SECTION-22		
#	Cable Tag	O.D(mm)
1	AC-2121A-LP-01	28.4
2	AC-2121A-C-03	22.9
3	AC-2122A-LP-01	28.4
4	AC-2122A-C-03	22.9
5	AC-2131A-LP-01	28.4
6	AC-2131A-C-03	22.9
7	AC-2132A-LP-01	28.4
8	AC-2132A-C-03	22.9

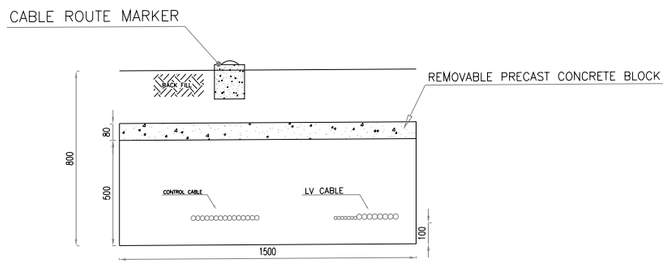

SECTION-23

23

LV CABLE		
#	Cable Tag	O.D(mm)
1	AC-2121B-LP-01	28.4
2	AC-2122B-LP-01	28.4
3	AC-2121C-LP-01	28.4
4	AC-2122C-LP-01	28.4
5	AC-2131B-LP-01	28.4
6	AC-2132B-LP-01	28.4
7	AC-2131C-LP-01	28.4
8	AC-2132C-LP-01	28.4
9	P-2203A-LP-A	16
10	P-2203B-LP-B	16
11	P-2202A-LP-A	16.6
12	P-2202B-LP-B	16.6
13	P-2201A-LP-A	16.6
14	P-2201B-LP-B	16.6
15	P-2104-LP-01	16.6

CONTROL CABLE		
#	Cable Tag	O.D(mm)
1	AC-2121B-C-03	22.9
2	AC-2122B-C-03	22.9
3	AC-2121C-C-03	22.9
4	AC-2122C-C-03	22.9
5	AC-2131B-C-03	22.9
6	AC-2132B-C-03	22.9
7	AC-2131C-C-03	22.9
8	AC-2132C-C-03	22.9
9	P-2203A-C-03	22.9
10	P-2203B-C-03	22.9
11	P-2202A-C-03	22.9
12	P-2202B-C-03	22.9
13	P-2201A-C-03	22.9
14	P-2201B-C-03	22.9
15	P-2104-C-03	22.9

NOTES

1- UNLESS OTHERWISE SPECIFIED ALL DIMENSIONS ARE IN MILLIMETERS.
2- SINGLE CORE CABLES SHALL BE LAID IN TREFOIL GROUPS WITH CLEAR SPACING BETWEEN THE TREFOILS. TREFOIL FORMATION SHALL BE USED FOR EACH PHASE GROUP OF SINGLE CORE CABLES.
3- ALL BURIED TRENCHES SHALL BE EQUIPPED WITH CABLE MARKER & BACK FILLED WITH FINE SAND.

LEGEND

REFERENCE DRAWING	DRG. No.
CABLE TRENCH AND DUCT BANK LAYOUT	BK-GCS-PEDCO-120-CV-PY-0002
CALCULATION NOTE FOR CABLE SIZING	BK-GCS-PEDCO-120-EL-CN-0003
ELECTRICAL POWER & CONTROL CABLE SCHEDULE	BK-GCS-PEDCO-120-EL-LJ-0002

KEY PLAN

REV.	DESCRIPTION	BY	DATE	BY	DATE
***	**********	**.**	***.****	**.**	***.****
		CHECKED		REV. APPR.	

REV.	DATE	P.O.I.S	PREP.	CHK.	APP.	AUT.
D00	JUL.2022	IFC	H.SHAKIBA	M.FAKHARIAN	M.MEHRSHAD	**.**

PROJECT NAME: BINAK OILFIELD DEVELOPMENT/SUB-SURFACE WORK PACKAGES GENERAL

PROJECT NO.: 971020

EPC CONTRACTOR: HIRGAN ENERGY – DESIGN & INSPECTION COMPANIES

EPD/EPC CONTRACTOR (GC): PETROIRAN DEVELOPMENT COMPANY — PEDCO

اصل و کلیه نسخ این نقشه و حق اقتباس متعلق به شرکت ملی مناطق نفت خیز جنوب میباشد.
THE ORIGINAL AND ALL COPIES OF THIS DRAWING TOGETHER WITH THE COPYRIGHT THEREIN ARE THE SOLE PROPERTY OF N.I.S.O.C./ FIELDS

BINAK OILFIELD DEVELOPMENT
SUB-SURFACE WORK PACKAGES
GENERAL

DATE	SCALE	DRAWING BY	CHECKED BY	PROJECT ENG.

(VENDOR TITLE BLOCK)**

DRAWING TITLE: AREA ELECTRICAL CABLE ROUTE & SECTION LAYOUT

NO CONSTRUCTION PERMITTED UNLESS DRAWING APPROVED

APPROVED FOR CONSTRUCTION BY: DATE:

SCALE	SIZE	DRAWING NO.	SHEET NO.	REV.	BUDGET REF.	LOCATION	SIZE	CLASS	SERIAL NO.	SHEET	REVISION
1:1000	A3	BK-GCS-PEDCO-120-EL-PY-0005	10 OF 31	D00	053-073-9184	F	2	P	709050	10 OF 31	D00

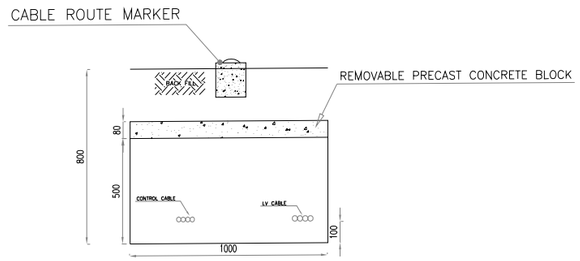

SECTION-24

24

SECTION-24		
#	Cable Tag	O.D(mm)
1	AC-2121B-LP-01	26.4
2	AC-2121B-C-03	22.9
3	AC-2122B-LP-01	26.4
4	AC-2122B-C-03	22.9
5	AC-2131B-LP-01	26.4
6	AC-2131B-C-03	22.9
7	AC-2132B-LP-01	26.4
8	AC-2132B-C-03	22.9

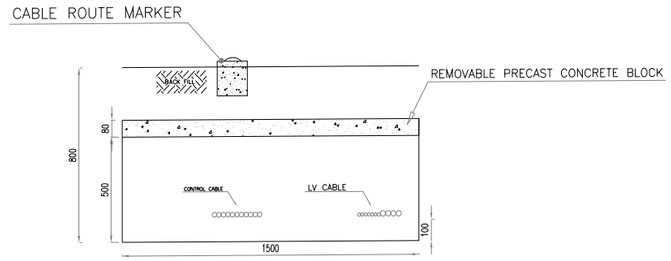

SECTION-25

25

LV CABLE		
#	Cable Tag	O.D(mm)
1	AC-2121C-LP-01	26.4
2	AC-2122C-LP-01	26.4
3	AC-2131C-LP-01	26.4
4	AC-2132C-LP-01	26.4
5	P-2203A-LP-A	16
6	P-2203B-LP-B	16
7	P-2202A-LP-A	16.6
8	P-2202B-LP-B	16.6
9	P-2201A-LP-A	16.6
10	P-2201B-LP-B	16.6
11	P-2104-LP-01	16.6

CONTROL CABLE		
#	Cable Tag	O.D(mm)
1	AC-2121C-C-03	22.9
2	AC-2122C-C-03	22.9
3	AC-2131C-C-03	22.9
4	AC-2132C-C-03	22.9
5	P-2203A-C-03	22.9
6	P-2203B-C-03	22.9
7	P-2202A-C-03	22.9
8	P-2202B-C-03	22.9
9	P-2201A-C-03	22.9
10	P-2201B-C-03	22.9
11	P-2104-C-03	22.9

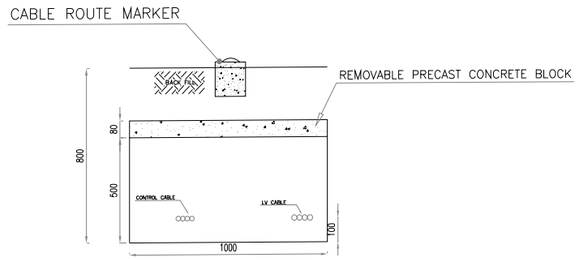

SECTION-26

26

SECTION-26		
#	Cable Tag	O.D(mm)
1	AC-2121C-LP-01	26.4
2	AC-2121C-C-03	22.9
3	AC-2122C-LP-01	26.4
4	AC-2122C-C-03	22.9
5	AC-2131C-LP-01	26.4
6	AC-2131C-C-03	22.9
7	AC-2132C-LP-01	26.4
8	AC-2132C-C-03	22.9

NOTES

1- UNLESS OTHERWISE SPECIFIED ALL DIMENSIONS ARE IN MILLIMETERS.
2- SINGLE CORE CABLES SHALL BE LAID IN TREFOIL GROUPS WITH CLEAR SPACING BETWEEN THE TREFOILS. TREFOIL FORMATION SHALL BE USED FOR EACH PHASE GROUP OF SINGLE CORE CABLES.
3- ALL BURIED TRENCHES SHALL BE EQUIPPED WITH CABLE MARKER & BACK FILLED WITH FINE SAND.

LEGEND

REFERENCE DRAWING	DRG. No.
CABLE TRENCH AND DUCT BANK LAYOUT	BK-GCS-PEDCO-120-CV-PY-0002
CALCULATION NOTE FOR CABLE SIZING	BK-GCS-PEDCO-120-EL-CN-0003
ELECTRICAL POWER & CONTROL CABLE SCHEDULE	BK-GCS-PEDCO-120-EL-LJ-0002

KEY PLAN

REV.	DESCRIPTION	CHECKED BY	CHECKED DATE	REV. APPR. BY	REV. APPR. DATE
***	**********	**.**	***.****	**.**	***.****

REV.	DATE	P.O.I.S	PREP.	CHK.	APP.	AUT.
D00	JUL.2022	IFC	H.SHAKIBA	M.PAKMARIAN	M.MEHRSHAD	**.**

PROJECT NAME: BINAK OILFIELD DEVELOPMENT/SUB-SURFACE WORK PACKAGES GENERAL

PROJECT NO.: 971020

EPC CONTRACTOR: HIRGAN ENERGY – DESIGN & INSPECTION COMPANIES

EPD/EPC CONTRACTOR (GC): PETROIRAN DEVELOPMENT COMPANY (PEDCO)

اصل و کلیه نسخ این نقشه و حق اقتباس متعلق به شرکت ملی مناطق نفت خیز جنوب میباشد.
THE ORIGINAL AND ALL COPIES OF THIS DRAWING TOGETHER WITH THE COPYRIGHT THEREIN ARE THE SOLE PROPERTY OF N.I.S.O.C./ FIELDS

BINAK OILFIELD DEVELOPMENT
SUB-SURFACE WORK PACKAGES
GENERAL

DATE	SCALE	DRAWING BY	CHECKED BY	PROJECT ENG.

NO CONSTRUCTION PERMITTED UNLESS DRAWING APPROVED

APPROVED FOR CONSTRUCTION BY: DATE:

(VENDOR TITLE BLOCK)**

DRAWING TITLE: AREA ELECTRICAL CABLE ROUTE & SECTION LAYOUT

SCALE	SIZE	DRAWING NO.	SHEET NO.	REV.
1:1000	A3	BK-GCS-PEDCO-120-EL-PY-0005	11 OF 31	D00

BUDGET REF.	LOCATION	SIZE	CLASS	SERIAL NO.	SHEET	REVISION
053-073-9184	F	2	P	709050	11 OF 31	D00

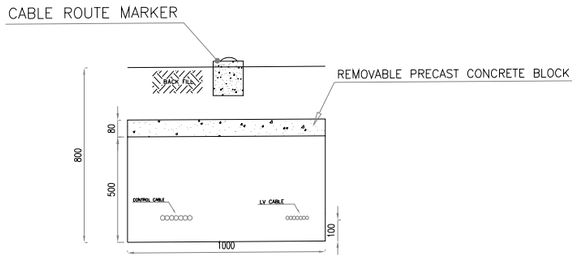

SECTION-27

27

LV CABLE		
#	Cable Tag	O.D(mm)
1	P-2203A-LP-A	16
2	P-2203B-LP-B	16
3	P-2202A-LP-A	16.6
4	P-2202B-LP-B	16.6
5	P-2201A-LP-A	16.6
6	P-2201B-LP-B	16.6
7	P-2104-LP-01	16.6

CONTROL CABLE		
#	Cable Tag	O.D(mm)
1	P-2203A-C-03	22.9
2	P-2203B-C-03	22.9
3	P-2202A-C-03	22.9
4	P-2202B-C-03	22.9
5	P-2201A-C-03	22.9
6	P-2201B-C-03	22.9
7	P-2104-C-03	22.9

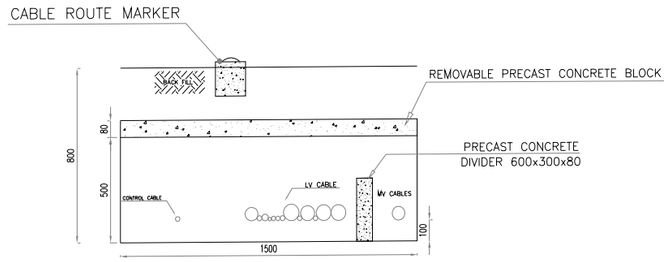

SECTION-28

28

MV CABLE		
#	Cable Tag	O.D(mm)
1	P-2301A-MP-A1	64.5

LV CABLE		
#	Cable Tag	O.D(mm)
1	PK-C-2203A-LP-A	74.8
2	PK-C-2203B-LP-B	74.8
3	PK-Dr-2203-LP-01	22.1
4	PK-C-2204-LP-01	70.7
5	PK-2204-LP-01	22.1
6	PK-2201-LP-01	78.4
7	IG-2201-LP-01	24.5
8	P-2302A-LP-A	22.2
9	P-2302B-LP-B	22.2
10	P-2206-LP-01	16.6
11	NDB-02-LP-01	32.1
12	EDB-02-LP-01	24.5
13	WS-02-LP-01	64.8

CONTROL CABLE		
#	Cable Tag	O.D(mm)
1	P-2206-C-03	22.9

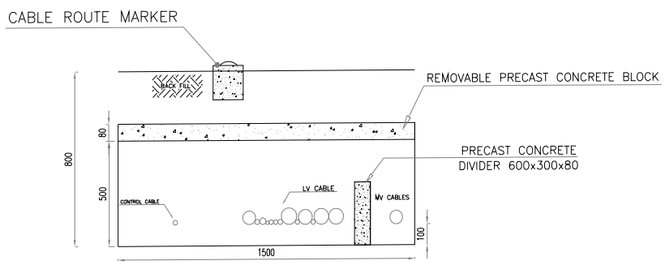

SECTION-29

29

MV CABLE		
#	Cable Tag	O.D(mm)
1	P-2301A-MP-A1	64.5

LV CABLE		
#	Cable Tag	O.D(mm)
1	PK-C-2203A-LP-A	74.8
2	PK-C-2203B-LP-B	74.8
3	PK-Dr-2203-LP-01	22.1
4	PK-C-2204-LP-01	70.7
5	PK-2204-LP-01	22.1
6	PK-2201-LP-01	78.4
7	IG-2201-LP-01	24.5
8	P-2302A-LP-A	22.2
9	P-2302B-LP-B	22.2
10	P-2206-LP-01	16.6
11	NDB-02-LP-01	32.1
12	EDB-02-LP-01	24.5
13	WS-02-LP-01	64.8

CONTROL CABLE		
#	Cable Tag	O.D(mm)
1	P-2206-C-03	22.9

NOTES

1- UNLESS OTHERWISE SPECIFIED ALL DIMENSIONS ARE IN MILLIMETERS.
2- SINGLE CORE CABLES SHALL BE LAID IN TREFOIL GROUPS WITH CLEAR SPACING BETWEEN THE TREFOILS. TREFOIL FORMATION SHALL BE USED FOR EACH PHASE GROUP OF SINGLE CORE CABLES.
3- ALL BURIED TRENCHES SHALL BE EQUIPPED WITH CABLE MARKER & BACK FILLED WITH FINE SAND.

LEGEND

REFERENCE DRAWING	DRG. No.
CABLE TRENCH AND DUCT BANK LAYOUT	BK-GCS-PEDCO-120-CV-PY-0002
CALCULATION NOTE FOR CABLE SIZING	BK-GCS-PEDCO-120-EL-CN-0003
ELECTRICAL POWER & CONTROL CABLE SCHEDULE	BK-GCS-PEDCO-120-EL-LJ-0002

KEY PLAN

REV.	DATE	P.O.I.S	PREP.	CHK.	APP.	AUT.
D00	JUL.2022	IFC	H.SHAKIBA	M.FARMARIAN	M.MEHRSHAD	**.**

REV.	DESCRIPTION	CHECKED BY	CHECKED DATE	REV. APPR. BY	REV. APPR. DATE
***	**********	**.**	***.****	**.**	***.****

PROJECT NAME: BINAK OILFIELD DEVELOPMENT/SUB-SURFACE WORK PACKAGES GENERAL

PROJECT NO.: 971020

EPC CONTRACTOR: HIRGAN ENERGY – DESIGN & INSPECTION COMPANIES

EPD/EPC CONTRACTOR (GC): PETROIRAN DEVELOPMENT COMPANY — PEDCO

اصل و کلیه نسخ این نقشه و حق اقتباس متعلق به شرکت ملی مناطق نفت خیز جنوب میباشد.
THE ORIGINAL AND ALL COPIES OF THIS DRAWING TOGETHER WITH THE COPYRIGHT THEREIN ARE THE SOLE PROPERTY OF N.I.S.O.C./ FIELDS

BINAK OILFIELD DEVELOPMENT
SUB-SURFACE WORK PACKAGES
GENERAL

DATE	SCALE	DRAWING BY	CHECKED BY	PROJECT ENG.

NO CONSTRUCTION PERMITTED UNLESS DRAWING APPROVED

APPROVED FOR CONSTRUCTION BY: DATE:

(VENDOR TITLE BLOCK)**

DRAWING TITLE: AREA ELECTRICAL CABLE ROUTE & SECTION LAYOUT

SCALE	SIZE	DRAWING NO.	SHEET NO.	REV.
1:1000	A3	BK-GCS-PEDCO-120-EL-PY-0005	12 OF 31	D00

BUDGET REF.	LOCATION	SIZE	CLASS	SERIAL NO.	SHEET	REVISION
053-073-9184	F	2	P	709050	12 OF 31	D00

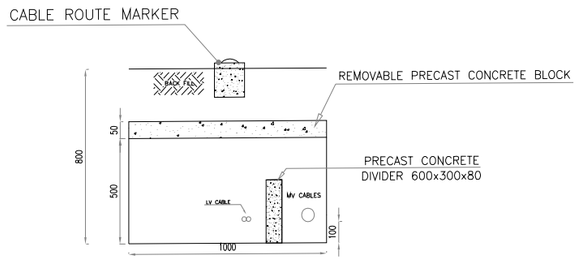

SECTION-30

30

SECTION-30		
#	Cable Tag	O.D(mm)
1	P-2302A-LP-A	22.2
2	P-2302B-LP-B	22.2
3	P-2301A-MP-A1	64.5

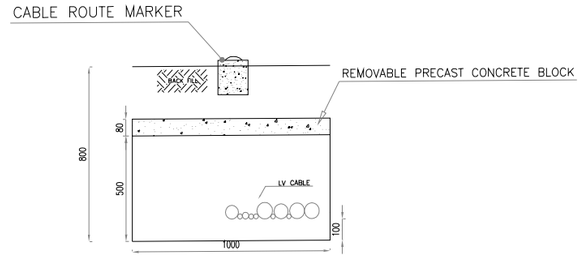

SECTION-31

31

LV CABLE		
#	Cable Tag	O.D(mm)
1	PK-C-2203A-LP-A	74.8
2	PK-C-2203B-LP-B	74.8
3	PK-Dr-2203-LP-01	22.1
4	PK-C-2204-LP-01	70.7
5	PK-2204-LP-01	22.1
6	PK-2201-LP-01	78.4
7	IG-2201-LP-01	24.5
8	IG-2201-LP-02	24.5
9	NDB-02-LP-01	32.1
10	EDB-02-LP-01	24.5
11	WS-02-LP-01	64.8

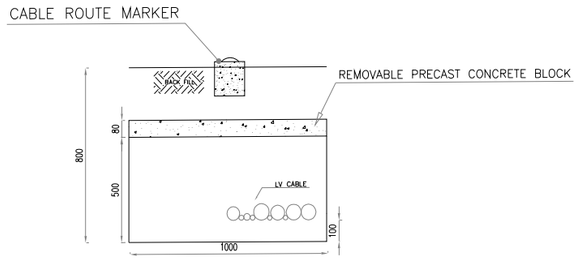

SECTION-32

32

LV CABLE		
#	Cable Tag	O.D(mm)
1	PK-C-2203A-LP-A	74.8
2	PK-C-2203B-LP-B	74.8
3	PK-Dr-2203-LP-01	22.1
4	PK-C-2204-LP-01	70.7
5	PK-2204-LP-01	22.1
6	PK-2201-LP-01	78.4
7	IG-2201-LP-02	24.5
8	NDB-02-LP-01	32.1
9	EDB-02-LP-01	24.5
10	WS-02-LP-01	64.8

NOTES

1- UNLESS OTHERWISE SPECIFIED ALL DIMENSIONS ARE IN MILLIMETERS.
2- SINGLE CORE CABLES SHALL BE LAID IN TREFOIL GROUPS WITH CLEAR SPACING BETWEEN THE TREFOILS. TREFOIL FORMATION SHALL BE USED FOR EACH PHASE GROUP OF SINGLE CORE CABLES.
3- ALL BURIED TRENCHES SHALL BE EQUIPPED WITH CABLE MARKER & BACK FILLED WITH FINE SAND.

LEGEND

REFERENCE DRAWING	DRG. No.
CABLE TRENCH AND DUCT BANK LAYOUT	BK-GCS-PEDCO-120-CV-PY-0002
CALCULATION NOTE FOR CABLE SIZING	BK-GCS-PEDCO-120-EL-CN-0003
ELECTRICAL POWER & CONTROL CABLE SCHEDULE	BK-GCS-PEDCO-120-EL-LJ-0002

KEY PLAN

REV.	DESCRIPTION	CHECKED BY	CHECKED DATE	REV. APPR. BY	REV. APPR. DATE
***	**********	**.**	***.****	**.**	***.****

REV.	DATE	P.O.I.S	PREP.	CHK.	APP.	AUT.
D00	JUL.2022	IFC	H.SHAKIBA	M.FARKHARIAN	M.MEHRSHAD	**.**

PROJECT NAME: BINAK OILFIELD DEVELOPMENT/SUB-SURFACE WORK PACKAGES GENERAL

PROJECT NO.: 971020

EPC CONTRACTOR: HIRGAN ENERGY – DESIGN & INSPECTION COMPANIES

EPD/EPC CONTRACTOR (GC): PETROIRAN DEVELOPMENT COMPANY — PEDCO

اصل و کلیه نسخ این نقشه و حق اقتباس متعلق به شرکت ملی مناطق نفت خیز جنوب میباشد.

THE ORIGINAL AND ALL COPIES OF THIS DRAWING TOGETHER WITH THE COPYRIGHT THEREIN ARE THE SOLE PROPERTY OF N.I.S.O.C./ FIELDS

BINAK OILFIELD DEVELOPMENT
SUB-SURFACE WORK PACKAGES
GENERAL

DATE	SCALE	DRAWING BY	CHECKED BY	PROJECT ENG.

(VENDOR TITLE BLOCK)**

DRAWING TITLE: AREA ELECTRICAL CABLE ROUTE & SECTION LAYOUT

NO CONSTRUCTION PERMITTED UNLESS DRAWING APPROVED

APPROVED FOR CONSTRUCTION BY: DATE:

SCALE	SIZE	DRAWING NO.	SHEET NO.	REV.
1:1000	A3	BK-GCS-PEDCO-120-EL-PY-0005	13 OF 31	D00

BUDGET REF.	LOCATION	SIZE	CLASS	SERIAL NO.	SHEET	REVISION
063-073-9184	F	2	P	709050	13 OF 31	D00

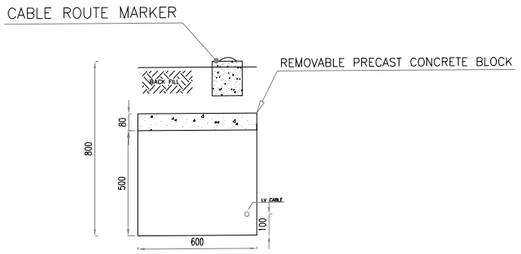

SECTION-33

33

SECTION-33		
#	Cable Tag	O.D(mm)
1	PK-2204-LP-01	22.1

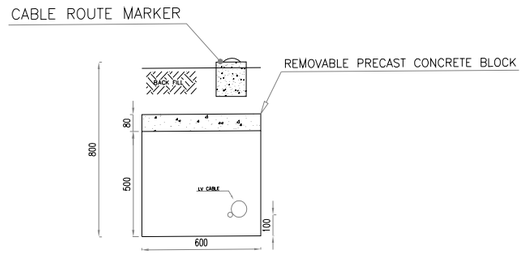

SECTION-34

34

SECTION-34		
#	Cable Tag	O.D(mm)
1	PK-2201-LP-01	78.4
2	IG-2201-LP-02	24.5

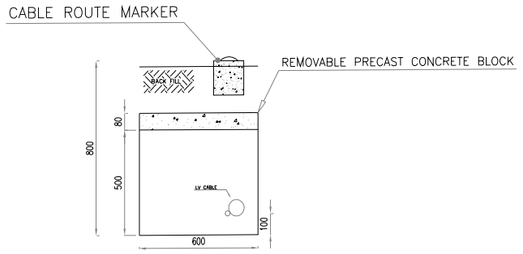

SECTION-35

35

SECTION-35		
#	Cable Tag	O.D(mm)
1	PK-2201-LP-01	78.4
2	IG-2201-LP-02	24.5

NOTES

1- UNLESS OTHERWISE SPECIFIED ALL DIMENSIONS ARE IN MILLIMETERS.
2- SINGLE CORE CABLES SHALL BE LAID IN TREFOIL GROUPS WITH CLEAR SPACING BETWEEN THE TREFOILS. TREFOIL FORMATION SHALL BE USED FOR EACH PHASE GROUP OF SINGLE CORE CABLES.
3- ALL BURIED TRENCHES SHALL BE EQUIPPED WITH CABLE MARKER & BACK FILLED WITH FINE SAND.

LEGEND

REFERENCE DRAWING	DRG. No.
CABLE TRENCH AND DUCT BANK LAYOUT	BK-GCS-PEDCO-120-CV-PY-0002
CALCULATION NOTE FOR CABLE SIZING	BK-GCS-PEDCO-120-EL-CN-0003
ELECTRICAL POWER & CONTROL CABLE SCHEDULE	BK-GCS-PEDCO-120-EL-LJ-0002

KEY PLAN

REV.	DESCRIPTION	CHECKED BY	CHECKED DATE	REV. APPR. BY	REV. APPR. DATE
***	**********	**.**	***.****	**.**	***.****

REV.	DATE	P.O.I.S	PREP.	CHK.	APP.	AUT.
D00	JUL.2022	IFC	H.SHAKIBA	M.PAKMARIAN	M.MEHRSHAD	**.**

PROJECT NAME: BINAK OILFIELD DEVELOPMENT/SUB-SURFACE WORK PACKAGES/ GENERAL

PROJECT NO.: 971020

EPC CONTRACTOR: HIRGAN ENERGY – DESIGN & INSPECTION COMPANIES

EPD/EPC CONTRACTOR (GC): PETROIRAN DEVELOPMENT COMPANY (PEDCO)

اصل و کلیه نسخ این نقشه و حق اقتباس متعلق به شرکت ملی مناطق نفت خیز جنوب میباشد.

THE ORIGINAL AND ALL COPIES OF THIS DRAWING TOGETHER WITH THE COPYRIGHT THEREIN ARE THE SOLE PROPERTY OF N.I.S.O.C./ FIELDS

BINAK OILFIELD DEVELOPMENT
SUB-SURFACE WORK PACKAGES
GENERAL

DATE	SCALE	DRAWING BY	CHECKED BY	PROJECT ENG.

(VENDOR TITLE BLOCK)**

DRAWING TITLE: AREA ELECTRICAL CABLE ROUTE & SECTION LAYOUT

SCALE	SIZE	DRAWING NO.	SHEET NO.	REV.
1:1000	A3	BK-GCS-PEDCO-120-EL-PY-0005	14 OF 31	D00

NO CONSTRUCTION PERMITTED UNLESS DRAWING APPROVED

APPROVED FOR CONSTRUCTION BY: DATE:

BUDGET REF.	LOCATION	SIZE	CLASS	SERIAL NO.	SHEET	REVISION
053-073-9184	F	2	P	709050	14 OF 31	D00

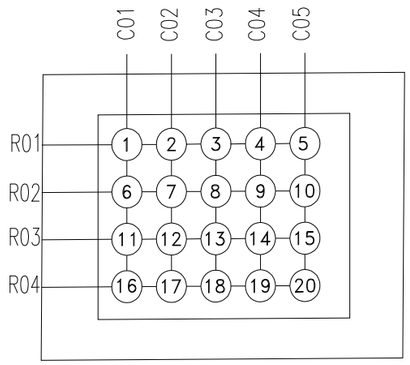

SLEEVES-01

01

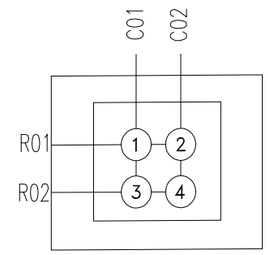

SLEEVES-02

02

MV CABLE		
Item	Cable Tag	O.D(mm)
1	C-2101A-MP-A1	87.7
2	C-2101B-MP-B1	87.7
3	C-2101C-MP-C1	87.7

LV CABLE		
Item	Cable Tag	O.D(mm)
1	NDP-2101A-LP-01	59.8
2	NDP-2101B-LP-01	59.3
3	NDP-2101C-LP-01	59.3
4	AC-2121A-LP-01	28.4
5	AC-2122A-LP-01	28.4
6	AC-2121B-LP-01	28.4
7	AC-2122B-LP-01	28.4
8	AC-2121C-LP-01	28.4
9	AC-2122C-LP-01	28.4
10	AC-2131A-LP-01	28.4
11	AC-2132A-LP-01	28.4
12	AC-2131B-LP-01	28.4
13	AC-2132B-LP-01	28.4
14	AC-2131C-LP-01	28.4
15	AC-2132C-LP-01	28.4
16	PK-2207-LP-01	22.1
17	PK-2208-LP-01	22.1
18	PK-2101-LP-01	59.8
19	P-2203A-LP-A	16.6
20	P-2203B-LP-B	16.6
21	P-2202A-LP-A	16.6
22	P-2202B-LP-B	16.6
23	P-2101A-LP-A	28.5
24	P-2101B-LP-B	28.5
25	P-2201A-LP-A	16.6
26	P-2201B-LP-B	16.6
27	P-2103A-LP-A	16.6
28	P-2103B-LP-B	16.6
29	P-2102-LP-01	16.6
30	P-2104-LP-01	16.6
31	CR-01-LP-01	47.9
32	CR-02-LP-01	24.5
33	CP01-LP-01	24.5
34	CP02-LP-01	28.4
35	NDB-01-LP-01	64.8
36	EDB-01-LP-01	47.9
37	WB-01-LP-A1	59.3
38	WB-01-LP-A2	59.3
39	HVAC-LP-A1	64.8
40	HVAC-LP-A2	64.8
41	CHG-001-LP-A1	24.5
42	CHG-002-LP-A2	24.5
43	CHG-002-LP-A3	19.7
44	CHG-002-LP-A4	19.7
45	UPS-001-LP-A5	47.9
46	UPS-002-LP-A6	47.9
47	UPS-Bypass-LP-01	22.1
48	NDP-CRM-LP-01	28.4
49	EDP-CRM-LP-01	24.5
50	NON UPS-LP-01	19.7
51	GCS-DG-001-LP-A1	32.1
52	GCS-DG-001-LP-A2	32.1
53	GCS-DG-001-LP-A3	32.1
54	GCS-DG-001-LP-A4	32.1
55	GCS-DG-001-LP-A5	32.1
56	GCS-DG-001-LP-A6	32.1
57	GCS-DG-001-LP-B1	32.1
58	GCS-DG-001-LP-B2	32.1
59	GCS-DG-001-LP-B3	32.1
60	GCS-DG-001-LP-B4	32.1
61	GCS-DG-001-LP-B5	32.1
62	GCS-DG-001-LP-B6	32.1
63	GCS-DG-001-LP-C1	32.1
64	GCS-DG-001-LP-C2	32.1
65	GCS-DG-001-LP-C3	32.1
66	GCS-DG-001-LP-C4	32.1
67	GCS-DG-001-LP-C5	32.1
68	GCS-DG-001-LP-C6	32.1
69	GCS-DG-001-LP-N1	32.1
70	GCS-DG-001-LP-N2	32.1
71	GCS-DG-001-LP-N3	32.1
72	P-2209-LP-01	16.6
73	MOV 1-LP-01	19.7
74	FDP 01-LP-01	19.7
75	FDP 02-LP-02	19.7

CONTROL CABLE		
Item	Cable Tag	O.D(mm)
1	C-2101A-C-A3	22.9
2	C-2101A-C-A5	19.5
3	C-2101B-C-B3	22.9
4	C-2101A-C-B5	19.5
5	C-2101C-C-C3	22.9
6	C-2101A-C-C5	19.5
7	AC-2121A-C-03	22.9
8	AC-2122A-C-03	22.9
9	AC-2121B-C-03	22.9
10	AC-2122B-C-03	22.9
11	AC-2121C-C-03	22.9
12	AC-2122C-C-03	22.9
13	AC-2131A-C-03	22.9
14	AC-2132A-C-03	22.9
15	AC-2131B-C-03	22.9
16	AC-2132B-C-03	22.9
17	AC-2131C-C-03	22.9
18	AC-2132C-C-03	22.9
19	P-2203A-C-03	22.9
20	P-2203B-C-03	22.9
21	P-2202A-C-03	22.9
22	P-2202B-C-03	22.9
23	P-2101A-C-03	22.9
24	P-2101B-C-03	22.9
25	P-2201A-C-03	22.9
26	P-2201B-C-03	22.9
27	P-2103A-C-03	22.9
28	P-2103B-C-03	22.9
29	P-2104-C-03	22.9
30	P-2209-C-03	22.9

SLEEVES-02		
#	Cable Tag	O.D(mm)
1	HVAC-LP-A1	64.8
2	HVAC-LP-A2	64.8
3	CHG-001-LP-A1	24.5
4	CHG-002-LP-A2	24.5
5	CHG-002-LP-A3	19.7
6	CHG-002-LP-A4	19.7
7	UPS-001-LP-A5	47.9
8	UPS-002-LP-A6	47.9
9	UPS-Bypass-LP-01	22.1
10	NDP-CRM-LP-01	28.4
11	EDP-CRM-LP-01	24.5
12	Non UPS-LP-01	19.7

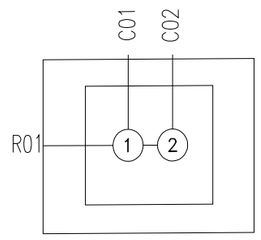

SLEEVES-03

03

SLEEVES-03		
#	Cable Tag	O.D(mm)
1	P-2209-LP-01	16.6
2	P-2209-C-03	22.9

NOTES

1- UNLESS OTHERWISE SPECIFIED ALL DIMENSIONS ARE IN MILLIMETERS.
2- SINGLE CORE CABLES SHALL BE LAID IN TREFOIL GROUPS WITH CLEAR SPACING BETWEEN THE TREFOILS. TREFOIL FORMATION SHALL BE USED FOR EACH PHASE GROUP OF SINGLE CORE CABLES.
3- ALL BURIED TRENCHES SHALL BE EQUIPPED WITH CABLE MARKER & BACK FILLED WITH FINE SAND.

LEGEND

REFERENCE DRAWING	DRG. No.
CABLE TRENCH AND DUCT BANK LAYOUT	BK-GCS-PEDCO-120-CV-PY-0002
CALCULATION NOTE FOR CABLE SIZING	BK-GCS-PEDCO-120-EL-CN-0003
ELECTRICAL POWER & CONTROL CABLE SCHEDULE	BK-GCS-PEDCO-120-EL-LJ-0002

KEY PLAN

REV.	DATE	P.O.I.S	PREP.	CHK.	APP.	AUT.
D00	JUL.2022	IFC	H.SHAKIBA	M.FARKHARIAN	M.MEHRSHAD	**.**

REV.	DESCRIPTION	CHECKED BY	CHECKED DATE	REV. APPR. BY	REV. APPR. DATE
***	**********	**.**	***.****	**.**	***.****

PROJECT NAME: BINAK OILFIELD DEVELOPMENT/SUB-SURFACE WORK PACKAGES/ GENERAL

PROJECT NO.: 971020

اصل و کلیه نسخ این نقشه و حق اقتباس متعلق به شرکت ملی مناطق نفت خیز جنوب میباشد.

THE ORIGINAL AND ALL COPIES OF THIS DRAWING TOGETHER WITH THE COPYRIGHT THEREIN ARE THE SOLE PROPERTY OF N.I.S.O.C./ FIELDS

EPC CONTRACTOR: HIRGAN ENERGY – DESIGN & INSPECTION COMPANIES

EPD/EPC CONTRACTOR (GC): PEDCO — PETROIRAN DEVELOPMENT COMPANY

BINAK OILFIELD DEVELOPMENT
SUB-SURFACE WORK PACKAGES
GENERAL

DATE	SCALE	DRAWING BY	CHECKED BY	PROJECT ENG.

(VENDOR TITLE BLOCK)**

DRAWING TITLE: AREA ELECTRICAL CABLE ROUTE & SECTION LAYOUT

NO CONSTRUCTION PERMITTED UNLESS DRAWING APPROVED

APPROVED FOR CONSTRUCTION BY: DATE:

SCALE	SIZE	DRAWING NO.	SHEET NO.	REV.	BUDGET REF.	LOCATION	SIZE	CLASS	SERIAL NO.	SHEET	REVISION
1:1000	A3	BK-GCS-PEDCO-120-EL-PY-0005	15 OF 31	D00	053-073-9184	F	2	P	709050	15 OF 31	D00

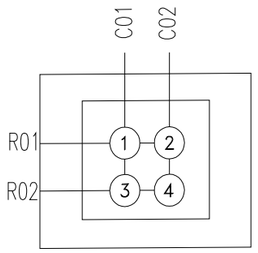

SLEEVES-04

04

SLEEVES-04		
#	Cable Tag	O.D(mm)
1	GCS-DG-001-LP-A1	32.1
2	GCS-DG-001-LP-A2	32.1
3	GCS-DG-001-LP-A3	32.1
4	GCS-DG-001-LP-A4	32.1
5	GCS-DG-001-LP-A5	32.1
6	GCS-DG-001-LP-A6	32.1
7	GCS-DG-001-LP-B1	32.1
8	GCS-DG-001-LP-B2	32.1
9	GCS-DG-001-LP-B3	32.1
10	GCS-DG-001-LP-B4	32.1
11	GCS-DG-001-LP-B5	32.1
12	GCS-DG-001-LP-B6	32.1
13	GCS-DG-001-LP-C1	32.1
14	GCS-DG-001-LP-C2	32.1
15	GCS-DG-001-LP-C3	32.1
16	GCS-DG-001-LP-C4	32.1
17	GCS-DG-001-LP-C5	32.1
18	GCS-DG-001-LP-C6	32.1
19	GCS-DG-001-LP-N1	32.1
20	GCS-DG-001-LP-N2	32.1
21	GCS-DG-001-LP-N3	32.1
22	FDP 01-LP-01	19.7
23	FDP 02-LP-02	19.7

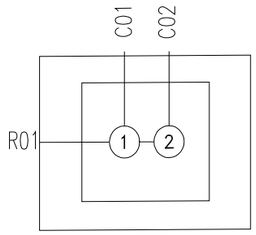

SLEEVES-05

05

SLEEVES-05		
#	Cable Tag	O.D(mm)
1	PK-2207-LP-01	22.1
2	PK-2208-LP-01	22.1

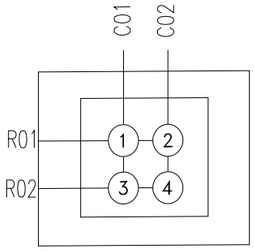

SLEEVES-06

06

MV CABLE		
#	Cable Tag	O.D(mm)
1	C-2101A-MP-A1	87.7

LV CABLE		
#	Cable Tag	O.D(mm)
1	NDP-2101A-LP-01	53.5
2	CR-01-LP-01	47.9
3	CR-02-LP-01	24.5
4	NDB-01-LP-01	64.8
5	EDB-01-LP-01	47.9
6	WS-01-LP-A1	59.3
7	WS-01-LP-A2	59.3

CONTROL CABLE		
#	Cable Tag	O.D(mm)
1	C-2101A-C-A3	22.9
2	C-2101A-C-A5	19.8

NOTES

1- UNLESS OTHERWISE SPECIFIED ALL DIMENSIONS ARE IN MILLIMETERS.
2- SINGLE CORE CABLES SHALL BE LAID IN TREFOIL GROUPS WITH CLEAR SPACING BETWEEN THE TREFOILS. TREFOIL FORMATION SHALL BE USED FOR EACH PHASE GROUP OF SINGLE CORE CABLES.
3- ALL BURIED TRENCHES SHALL BE EQUIPPED WITH CABLE MARKER & BACK FILLED WITH FINE SAND.

LEGEND

REFERENCE DRAWING	DRG. No.
CABLE TRENCH AND DUCT BANK LAYOUT	BK-GCS-PEDCO-120-CV-PY-0002
CALCULATION NOTE FOR CABLE SIZING	BK-GCS-PEDCO-120-EL-CN-0003
ELECTRICAL POWER & CONTROL CABLE SCHEDULE	BK-GCS-PEDCO-120-EL-LJ-0002

KEY PLAN

REV.	DATE	P.O.I.S	PREP.	CHK.	APP.	AUT.
D00	JUL.2022	IFC	H.SHAKIBA	M.FARAHARIAN	M.MEHRSHAD	**.**

REV.	DESCRIPTION	BY	DATE	BY	DATE
		CHECKED		REV. APPR.	
***	**********	**.**	***.****	**.**	***.****

اصل و کلیه نسخ این نقشه و حق اقتباس متعلق به شرکت ملی مناطق نفت خیز جنوب میباشد.
THE ORIGINAL AND ALL COPIES OF THIS DRAWING TOGETHER WITH THE COPYRIGHT THEREIN ARE THE SOLE PROPERTY OF
N.I.S.O.C./ FIELDS

PROJECT NAME: BINAK OILFIELD DEVELOPMENT/SUB-SURFACE WORK PACKAGES GENERAL

PROJECT NO.: 971020

EPC CONTRACTOR:
HIRGAN ENERGY – DESIGN & INSPECTION COMPANIES

EPD/EPC CONTRACTOR (GC):
PEDCO
PETROIRAN DEVELOPMENT COMPANY

BINAK OILFIELD DEVELOPMENT
SUB-SURFACE WORK PACKAGES
GENERAL

DATE	SCALE	DRAWING BY	CHECKED BY	PROJECT ENG.

(VENDOR TITLE BLOCK)**

DRAWING TITLE:
AREA ELECTRICAL CABLE ROUTE & SECTION LAYOUT

NO CONSTRUCTION PERMITTED UNLESS DRAWING APPROVED

APPROVED FOR CONSTRUCTION BY: DATE:

SCALE	SIZE	DRAWING NO.	SHEET NO.	REV.
1:1000	A3	BK-GCS-PEDCO-120-EL-PY-0005	16 OF 31	D00

BUDGET REF.	LOCATION	SIZE	CLASS	SERIAL NO.	SHEET	REVISION
053-073-9184	F	2	P	709050	16 OF 31	D00

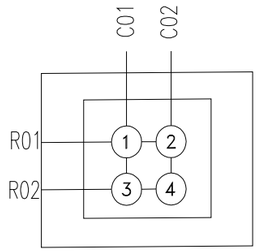

SLEEVES-07

07

SLEEVES-07		
#	Cable Tag	O.D(mm)
1	C-2101B-MP-B1	87.7
2	C-2101B-C-B3	22.9
3	NDP-2101B-LP-01	59.3
4	C-2101A-C-B5	19.8

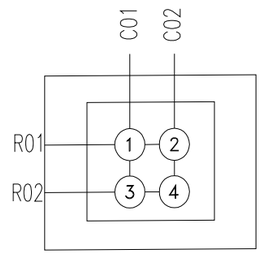

SLEEVES-08

08

SLEEVES-08		
#	Cable Tag	O.D(mm)
1	C-2101C-MP-C1	87.7
2	C-2101C-C-C3	22.9
3	NDP-2101C-LP-01	59.3
4	C-2101A-C-C5	19.8

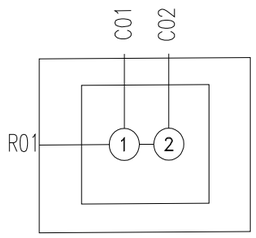

SLEEVES-09

09

SLEEVES-09		
#	Cable Tag	O.D(mm)
1	PK-2101-LP-01	53.8

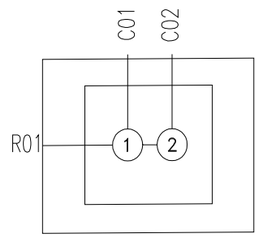

SLEEVES-10

10

SLEEVES-10		
#	Cable Tag	O.D(mm)
1	P-2103A-LP-A	16.8
2	P-2103A-C-03	22.9
3	P-2103B-LP-B	16.8
4	P-2103B-C-03	22.9
5	P-2102-LP-01	16.8

NOTES

1- UNLESS OTHERWISE SPECIFIED ALL DIMENSIONS ARE IN MILLIMETERS.
2- SINGLE CORE CABLES SHALL BE LAID IN TREFOIL GROUPS WITH CLEAR SPACING BETWEEN THE TREFOILS. TREFOIL FORMATION SHALL BE USED FOR EACH PHASE GROUP OF SINGLE CORE CABLES.
3- ALL BURIED TRENCHES SHALL BE EQUIPPED WITH CABLE MARKER & BACK FILLED WITH FINE SAND.

LEGEND

REFERENCE DRAWING	DRG. No.
CABLE TRENCH AND DUCT BANK LAYOUT	BK-GCS-PEDCO-120-CV-PY-0002
CALCULATION NOTE FOR CABLE SIZING	BK-GCS-PEDCO-120-EL-CN-0003
ELECTRICAL POWER & CONTROL CABLE SCHEDULE	BK-GCS-PEDCO-120-EL-LJ-0002

KEY PLAN

REV.	DESCRIPTION	CHECKED BY	CHECKED DATE	REV. APPR. BY	REV. APPR. DATE
***	**********	**.**	***.****	**.**	***.****
D00	JUL.2022	IFC	H.SHAKIBA	M.PAKMARIAN	M.MEHRSHAD	**.**
REV.	DATE	P.O.I.S	PREP.	CHK.	APP.	AUT.

اصل و کلیه نسخ این نقشه و حق اقتباس متعلق به شرکت ملی مناطق نفت خیز جنوب میباشد.
THE ORIGINAL AND ALL COPIES OF THIS DRAWING TOGETHER WITH THE COPYRIGHT THEREIN ARE THE SOLE PROPERTY OF
N.I.S.O.C./ FIELDS

PROJECT NAME: BINAK OILFIELD DEVELOPMENT/SUB-SURFACE WORK PACKAGES/ GENERAL

PROJECT NO.: 971020

EPC CONTRACTOR: HIRGAN ENERGY – DESIGN & INSPECTION COMPANIES

EPD/EPC CONTRACTOR (GC): PETROIRAN DEVELOPMENT COMPANY — PEDCO

BINAK OILFIELD DEVELOPMENT
SUB-SURFACE WORK PACKAGES
GENERAL

DATE	SCALE	DRAWING BY	CHECKED BY	PROJECT ENG.

(VENDOR TITLE BLOCK)**

DRAWING TITLE: AREA ELECTRICAL CABLE ROUTE & SECTION LAYOUT

NO CONSTRUCTION PERMITTED UNLESS DRAWING APPROVED

APPROVED FOR CONSTRUCTION BY: DATE:

SCALE	SIZE	DRAWING NO.	SHEET NO.	REV.	BUDGET REF.	LOCATION	SIZE	CLASS	SERIAL NO.	SHEET	REVISION
1:1000	A3	BK-GCS-PEDCO-120-EL-PY-0005	17 OF 31	D00	053-073-9184	F	2	P	709050	17 OF 31	D00

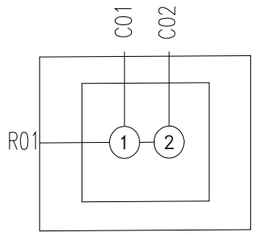

SLEEVES-11

11

SLEEVES-11		
#	Cable Tag	O.D(mm)
1	P-2101A-LP-A	26.6
2	P-2101A-C-03	22.9
3	P-2101B-LP-B	26.6
4	P-2101B-C-03	22.9

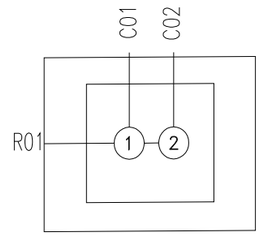

SLEEVES-12

12

SLEEVES-12		
#	Cable Tag	O.D(mm)
1	MOV1-LP-01	19.7

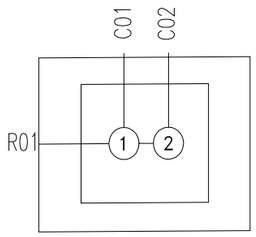

SLEEVES-13

13

SLEEVES-13		
#	Cable Tag	O.D(mm)
1	AC-2121A-LP-01	26.4
2	AC-2121A-C-03	22.9
3	AC-2122A-LP-01	26.4
4	AC-2122A-C-03	22.9
5	AC-2131A-LP-01	26.4
6	AC-2131A-C-03	22.9
7	AC-2132A-LP-01	26.4
8	AC-2132A-C-03	22.9

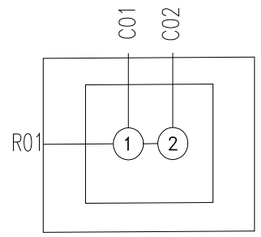

SLEEVES-14

14

SLEEVES-14		
#	Cable Tag	O.D(mm)
1	AC-2121B-LP-01	26.4
2	AC-2121B-C-03	22.9
3	AC-2122B-LP-01	26.4
4	AC-2122B-C-03	22.9
5	AC-2131B-LP-01	26.4
6	AC-2131B-C-03	22.9
7	AC-2132B-LP-01	26.4
8	AC-2132B-C-03	22.9

NOTES

1- UNLESS OTHERWISE SPECIFIED ALL DIMENSIONS ARE IN MILLIMETERS.
2- SINGLE CORE CABLES SHALL BE LAID IN TREFOIL GROUPS WITH CLEAR SPACING BETWEEN THE TREFOILS. TREFOIL FORMATION SHALL BE USED FOR EACH PHASE GROUP OF SINGLE CORE CABLES.
3- ALL BURIED TRENCHES SHALL BE EQUIPPED WITH CABLE MARKER & BACK FILLED WITH FINE SAND.

LEGEND

REFERENCE DRAWING	DRG. No.
CABLE TRENCH AND DUCT BANK LAYOUT	BK-GCS-PEDCO-120-CV-PY-0002
CALCULATION NOTE FOR CABLE SIZING	BK-GCS-PEDCO-120-EL-CN-0003
ELECTRICAL POWER & CONTROL CABLE SCHEDULE	BK-GCS-PEDCO-120-EL-LJ-0002

KEY PLAN

REV.	DESCRIPTION	BY	DATE	BY	DATE
		CHECKED		REV. APPR.	
***	**********	**.**	***.****	**.**	***.****
D00	JUL.2022	IFC	H.SHAKIBA	M.PAKMARIAN	M.MEHRSHAD
REV.	DATE	P.O.I.S	PREP.	CHK.	APP.

اصل و کلیه نسخ این نقشه و حق اقتباس متعلق به شرکت ملی مناطق نفت خیز جنوب میباشد.
THE ORIGINAL AND ALL COPIES OF THIS DRAWING TOGETHER WITH THE COPYRIGHT THEREIN ARE THE SOLE PROPERTY OF
N.I.S.O.C./ FIELDS

PROJECT NAME: BINAK OILFIELD DEVELOPMENT/SUB-SURFACE WORK PACKAGES/ GENERAL

PROJECT NO.: 971020

EPC CONTRACTOR: HIRGAN ENERGY – DESIGN & INSPECTION COMPANIES

EPD/EPC CONTRACTOR (GC): PEDCO — PETROIRAN DEVELOPMENT COMPANY

BINAK OILFIELD DEVELOPMENT
SUB-SURFACE WORK PACKAGES
GENERAL

DATE	SCALE	DRAWING BY	CHECKED BY	PROJECT ENG.

NO CONSTRUCTION PERMITTED UNLESS DRAWING APPROVED

APPROVED FOR CONSTRUCTION BY: DATE:

(VENDOR TITLE BLOCK)**

DRAWING TITLE: AREA ELECTRICAL CABLE ROUTE & SECTION LAYOUT

SCALE	SIZE	DRAWING NO.	SHEET NO.	REV.
1:1000	A3	BK-GCS-PEDCO-120-EL-PY-0005	18 OF 31	D00

BUDGET REF.	LOCATION	SIZE	CLASS	SERIAL NO.	SHEET	REVISION
053-073-9184	F	2	P	709050	18 OF 31	D00

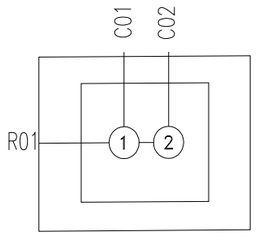

SLEEVES-15

15

SLEEVES-15		
#	Cable Tag	O.D(mm)
1	AC-2121C-LP-01	26.4
2	AC-2121C-C-03	22.9
3	AC-2122C-LP-01	26.4
4	AC-2122C-C-03	22.9
5	AC-2131C-LP-01	26.4
6	AC-2131C-C-03	22.9
7	AC-2132C-LP-01	26.4
8	AC-2132C-C-03	22.9

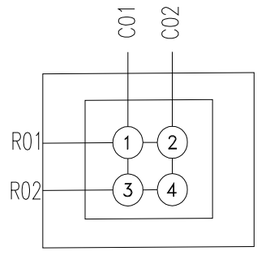

SLEEVES-16

16

LV CABLE		
#	Cable Tag	O.D(mm)
1	P-2203A-LP-A	16
2	P-2203B-LP-B	16
3	P-2202A-LP-A	16.6
4	P-2202B-LP-B	16.6
5	P-2201A-LP-A	16.6
6	P-2201B-LP-B	16.6
7	P-2104-LP-01	16.6

CONTROL CABLE		
#	Cable Tag	O.D(mm)
1	P-2203A-C-03	22.9
2	P-2203B-C-03	22.9
3	P-2202A-C-03	22.9
4	P-2202B-C-03	22.9
5	P-2201A-C-03	22.9
6	P-2201B-C-03	22.9
7	P-2104-C-03	22.9

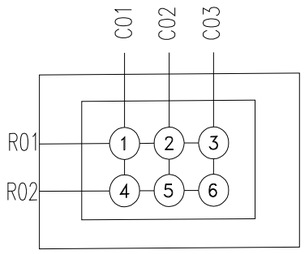

SLEEVES-17

17

MV CABLE		
#	Cable Tag	O.D(mm)
1	P-2301A-MP-A1	54.5

LV CABLE		
#	Cable Tag	O.D(mm)
1	PK-C-2203A-LP-A	74.8
2	PK-C-2203B-LP-B	74.8
3	PK-D#-2203-LP-01	22.1
4	PK-C-2204-LP-01	70.7
5	PK-2204-LP-01	22.1
6	PK-2201-LP-01	78.4
7	IG-2201-LP-01	24.5
8	P-2302A-LP-A	22.2
9	P-2302B-LP-B	22.2
10	P-2206-LP-01	16.8
11	NDB-02-LP-01	32.1
12	EDB-02-LP-01	24.5
13	WS-02-LP-01	64.8

CONTROL CABLE		
#	Cable Tag	O.D(mm)
1	P-2206-C-03	22.9

NOTES

1- UNLESS OTHERWISE SPECIFIED ALL DIMENSIONS ARE IN MILLIMETERS.
2- SINGLE CORE CABLES SHALL BE LAID IN TREFOIL GROUPS WITH CLEAR SPACING BETWEEN THE TREFOILS. TREFOIL FORMATION SHALL BE USED FOR EACH PHASE GROUP OF SINGLE CORE CABLES.
3- ALL BURIED TRENCHES SHALL BE EQUIPPED WITH CABLE MARKER & BACK FILLED WITH FINE SAND.

LEGEND

REFERENCE DRAWING	DRG. No.
CABLE TRENCH AND DUCT BANK LAYOUT	BK-GCS-PEDCO-120-CV-PY-0002
CALCULATION NOTE FOR CABLE SIZING	BK-GCS-PEDCO-120-EL-CN-0003
ELECTRICAL POWER & CONTROL CABLE SCHEDULE	BK-GCS-PEDCO-120-EL-LJ-0002

KEY PLAN

REV.	DESCRIPTION	CHECKED BY	CHECKED DATE	REV. APPR. BY	REV. APPR. DATE
***	**********	**.**	***.****	**.**	***.****

REV.	DATE	P.O.I.S	PREP.	CHK.	APP.	AUT.
D00	JUL.2022	IFC	H.SHAKIBA	M.PAKMARIAN	M.MEHRSHAD	**.**

PROJECT NAME: BINAK OILFIELD DEVELOPMENT/SUB-SURFACE WORK PACKAGES/ GENERAL

PROJECT NO.: 971020

EPC CONTRACTOR: HIRGAN ENERGY – DESIGN & INSPECTION COMPANIES

EPD/EPC CONTRACTOR (GC): PETROIRAN DEVELOPMENT COMPANY (PEDCO)

اصل و کلیه نسخ این نقشه و حق اقتباس متعلق به شرکت ملی مناطق نفت خیز جنوب میباشد.

THE ORIGINAL AND ALL COPIES OF THIS DRAWING TOGETHER WITH THE COPYRIGHT THEREIN ARE THE SOLE PROPERTY OF N.I.S.O.C./ FIELDS

BINAK OILFIELD DEVELOPMENT
SUB-SURFACE WORK PACKAGES
GENERAL

DATE	SCALE	DRAWING BY	CHECKED BY	PROJECT ENG.

NO CONSTRUCTION PERMITTED UNLESS DRAWING APPROVED

APPROVED FOR CONSTRUCTION BY: DATE:

(VENDOR TITLE BLOCK)**

DRAWING TITLE: AREA ELECTRICAL CABLE ROUTE & SECTION LAYOUT

SCALE	SIZE	DRAWING NO.	SHEET NO.	REV.
1:1000	A3	BK-GCS-PEDCO-120-EL-PY-0005	19 OF 31	D00

BUDGET REF.	LOCATION	SIZE	CLASS	SERIAL NO.	SHEET	REVISION
053-073-9184	F	2	P	709050	19 OF 31	D00

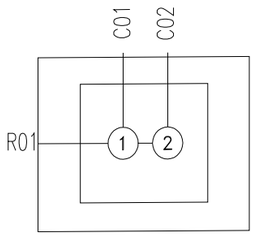

SLEEVES-18

18

SLEEVES-18		
#	Cable Tag	O.D(mm)
1	P-2302A-LP-A	22.2
2	P-2302B-LP-B	22.2
3	P-2301A-MP-A1	64.5

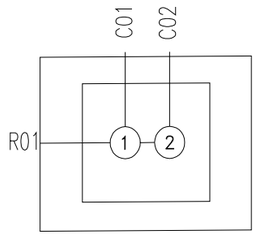

SLEEVES-19

19

SLEEVES-19		
#	Cable Tag	O.D(mm)
1	PK-2204-LP-01	22.1

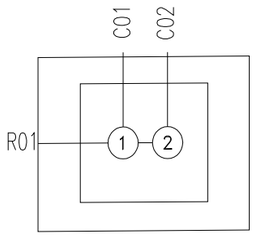

SLEEVES-20

20

SLEEVES-20		
#	Cable Tag	O.D(mm)
1	PK-2201-LP-01	78.4
2	IG-2201-LP-02	24.5

NOTES

1- UNLESS OTHERWISE SPECIFIED ALL DIMENSIONS ARE IN MILLIMETERS.
2- SINGLE CORE CABLES SHALL BE LAID IN TREFOIL GROUPS WITH CLEAR SPACING BETWEEN THE TREFOILS. TREFOIL FORMATION SHALL BE USED FOR EACH PHASE GROUP OF SINGLE CORE CABLES.
3- ALL BURIED TRENCHES SHALL BE EQUIPPED WITH CABLE MARKER & BACK FILLED WITH FINE SAND.

LEGEND

REFERENCE DRAWING	DRG. No.
CABLE TRENCH AND DUCT BANK LAYOUT	BK-GCS-PEDCO-120-CV-PY-0002
CALCULATION NOTE FOR CABLE SIZING	BK-GCS-PEDCO-120-EL-CN-0003
ELECTRICAL POWER & CONTROL CABLE SCHEDULE	BK-GCS-PEDCO-120-EL-LJ-0002

KEY PLAN

REV.	DESCRIPTION	BY	DATE	BY	DATE
		CHECKED		REV. APPR.	
***	**********	**.**	***.****	**.**	***.****

REV.	DATE	P.O.I.S	PREP.	CHK.	APP.	AUT.
D00	JUL.2022	IFC	H.SHAKIBA	M.FAKHARIAN	M.MEHRSHAD	**.**

اصل و کلیه نسخ این نقشه و حق اقتباس متعلق به شرکت ملی مناطق نفت خیز جنوب میباشد.
THE ORIGINAL AND ALL COPIES OF THIS DRAWING TOGETHER WITH THE COPYRIGHT THEREIN ARE THE SOLE PROPERTY OF
N.I.S.O.C./ FIELDS

PROJECT NAME: BINAK OILFIELD DEVELOPMENT/SUB-SURFACE WORK PACKAGES/ GENERAL

PROJECT NO.: 971020

EPC CONTRACTOR: HIRGAN ENERGY – DESIGN & INSPECTION COMPANIES

EPD/EPC CONTRACTOR (GC): PETROIRAN DEVELOPMENT COMPANY — PEDCO

BINAK OILFIELD DEVELOPMENT
SUB-SURFACE WORK PACKAGES
GENERAL

DATE	SCALE	DRAWING BY	CHECKED BY	PROJECT ENG.

(VENDOR TITLE BLOCK)**

DRAWING TITLE: AREA ELECTRICAL CABLE ROUTE & SECTION LAYOUT

NO CONSTRUCTION PERMITTED UNLESS DRAWING APPROVED

APPROVED FOR CONSTRUCTION BY: DATE:

SCALE	SIZE	DRAWING NO.	SHEET NO.	REV.
1:1000	A3	BK-GCS-PEDCO-120-EL-PY-0005	20 OF 31	D00

BUDGET REF.	LOCATION	SIZE	CLASS	SERIAL NO.	SHEET	REVISION
053-073-9184	F	2	P	709050	20 OF 31	D00

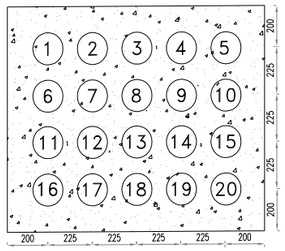

DUCT BANK-01

01

MV CABLE		
Item	Cable Tag	O.D(mm)
1	C-2101A-MP-A1	87.7
2	C-2101B-MP-B1	87.7
3	C-2101C-MP-C1	87.7

LV CABLE		
Item	Cable Tag	O.D(mm)
1	NDP-2101A-LP-01	53.8
2	NDP-2101B-LP-01	58.3
3	NDP-2101C-LP-01	58.3
4	AC-2121A-LP-01	28.4
5	AC-2122A-LP-01	28.4
6	AC-2121B-LP-01	28.4
7	AC-2122B-LP-01	28.4
8	AC-2121C-LP-01	28.4
9	AC-2122C-LP-01	28.4
10	AC-2131A-LP-01	28.4
11	AC-2132A-LP-01	28.4
12	AC-2131B-LP-01	28.4
13	AC-2132B-LP-01	28.4
14	AC-2131C-LP-01	28.4
15	AC-2132C-LP-01	28.4
16	PK-2207-LP-01	22.1
17	PK-2208-LP-01	22.1
18	PK-2101-LP-01	53.8
19	P-2203A-LP-A	16.8
20	P-2203B-LP-B	16.8
21	P-2203A-LP-A	16.8
22	P-2203B-LP-B	16.8
23	P-2101A-LP-A	28.6
24	P-2101B-LP-B	28.6
25	P-2201A-LP-A	16.8
26	P-2201B-LP-B	16.8
27	P-2103A-LP-A	16.8
28	P-2103B-LP-B	16.8
29	P-2102-LP-01	16.8
30	P-2104-LP-01	16.8
31	CR-01-LP-01	47.9
32	CR-02-LP-01	24.5
33	CP01-LP-01	24.5
34	CP02-LP-01	28.4
35	NDB-01-LP-01	64.8
36	EDB-01-LP-01	47.9
37	WS-01-LP-A1	58.3
38	WS-01-LP-A2	58.3
39	HVAC-LP-A1	64.8
40	HVAC-LP-A2	64.8
41	CHG-001-LP-A1	24.5
42	CHG-002-LP-A2	24.5
43	CHG-002-LP-A3	19.7
44	CHG-002-LP-A4	19.7
45	UPS-001-LP-A5	47.9
46	UPS-002-LP-A6	47.9
47	UPS-Bypass-LP-01	22.1
48	NDP-CRM-LP-01	28.4
49	EDP-CRM-LP-01	24.5
50	NON UPS-LP-01	19.7
51	GCS-DG-001-LP-A1	32.1
52	GCS-DG-001-LP-A2	32.1
53	GCS-DG-001-LP-A3	32.1
54	GCS-DG-001-LP-A4	32.1
55	GCS-DG-001-LP-A5	32.1
56	GCS-DG-001-LP-A6	32.1
57	GCS-DG-001-LP-B1	32.1
58	GCS-DG-001-LP-B2	32.1
59	GCS-DG-001-LP-B3	32.1
60	GCS-DG-001-LP-B4	32.1
61	GCS-DG-001-LP-B5	32.1
62	GCS-DG-001-LP-B6	32.1
63	GCS-DG-001-LP-C1	32.1
64	GCS-DG-001-LP-C2	32.1
65	GCS-DG-001-LP-C3	32.1
66	GCS-DG-001-LP-C4	32.1
67	GCS-DG-001-LP-C5	32.1
68	GCS-DG-001-LP-C6	32.1
69	GCS-DG-001-LP-N1	32.1
70	GCS-DG-001-LP-N2	32.1
71	GCS-DG-001-LP-N3	32.1
72	P-2206-LP-01	16.8
73	MOV 1-LP-01	19.7
74	FDP 01-LP-01	19.7
75	FDP 02-LP-02	19.7

CONTROL CABLE		
Item	Cable Tag	O.D(mm)
1	C-2101A-C-A3	22.9
2	C-2101A-C-A5	19.8
3	C-2101B-C-B3	22.9
4	C-2101A-C-B5	19.8
5	C-2101C-C-C3	22.9
6	C-2101A-C-C5	19.8
7	AC-2121A-C-03	22.9
8	AC-2122A-C-03	22.9
9	AC-2121B-C-03	22.9
10	AC-2122B-C-03	22.9
11	AC-2121C-C-03	22.9
12	AC-2122C-C-03	22.9
13	AC-2131A-C-03	22.9
14	AC-2132A-C-03	22.9
15	AC-2131B-C-03	22.9
16	AC-2132B-C-03	22.9
17	AC-2131C-C-03	22.9
18	AC-2132C-C-03	22.9
19	P-2203A-C-03	22.9
20	P-2203B-C-03	22.9
21	P-2203A-C-03	22.9
22	P-2203B-C-03	22.9
23	P-2101A-C-03	22.9
24	P-2101B-C-03	22.9
25	P-2201A-C-03	22.9
26	P-2201B-C-03	22.9
27	P-2103A-C-03	22.9
28	P-2103B-C-03	22.9
29	P-2104-C-03	22.9
30	P-2206-C-03	22.9

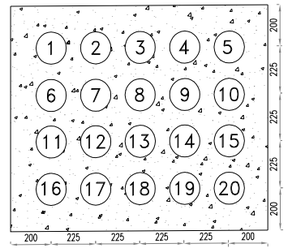

DUCT BANK-02

02

MV CABLE		
Item	Cable Tag	O.D(mm)
1	C-2101A-MP-A1	87.7
2	C-2101B-MP-B1	87.7
3	C-2101C-MP-C1	87.7

LV CABLE		
Item	Cable Tag	O.D(mm)
1	NDP-2101A-LP-01	53.8
2	NDP-2101B-LP-01	58.3
3	NDP-2101C-LP-01	58.3
4	AC-2121A-LP-01	28.4
5	AC-2122A-LP-01	28.4
6	AC-2121B-LP-01	28.4
7	AC-2122B-LP-01	28.4
8	AC-2121C-LP-01	28.4
9	AC-2122C-LP-01	28.4
10	AC-2131A-LP-01	28.4
11	AC-2132A-LP-01	28.4
12	AC-2131B-LP-01	28.4
13	AC-2132B-LP-01	28.4
14	AC-2131C-LP-01	28.4
15	AC-2132C-LP-01	28.4
16	PK-2207-LP-01	22.1
17	PK-2208-LP-01	22.1
18	PK-2101-LP-01	53.8
19	P-2203A-LP-A	16.8
20	P-2203B-LP-B	16.8
21	P-2203A-LP-A	16.8
22	P-2203B-LP-B	16.8
23	P-2101A-LP-A	28.6
24	P-2101B-LP-B	28.6
25	P-2201A-LP-A	16.8
26	P-2201B-LP-B	16.8
27	P-2103A-LP-A	16.8
28	P-2103B-LP-B	16.8
29	P-2102-LP-01	16.8
30	P-2104-LP-01	16.8
31	CR-01-LP-01	47.9
32	CR-02-LP-01	24.5
33	CP01-LP-01	24.5
34	CP02-LP-01	28.4
35	NDB-01-LP-01	64.8
36	EDB-01-LP-01	47.9
37	WS-01-LP-A1	58.3
38	WS-01-LP-A2	58.3
39	GCS-DG-001-LP-A1	32.1
40	GCS-DG-001-LP-A2	32.1
41	GCS-DG-001-LP-A3	32.1
42	GCS-DG-001-LP-A4	32.1
43	GCS-DG-001-LP-A5	32.1
44	GCS-DG-001-LP-A6	32.1
45	GCS-DG-001-LP-B1	32.1
46	GCS-DG-001-LP-B2	32.1
47	GCS-DG-001-LP-B3	32.1
48	GCS-DG-001-LP-B4	32.1
49	GCS-DG-001-LP-B5	32.1
50	GCS-DG-001-LP-B6	32.1
51	GCS-DG-001-LP-C1	32.1
52	GCS-DG-001-LP-C2	32.1
53	GCS-DG-001-LP-C3	32.1
54	GCS-DG-001-LP-C4	32.1
55	GCS-DG-001-LP-C5	32.1
56	GCS-DG-001-LP-C6	32.1
57	GCS-DG-001-LP-N1	32.1
58	GCS-DG-001-LP-N2	32.1
59	GCS-DG-001-LP-N3	32.1
60	MOV 1-LP-01	19.7
61	FDP 01-LP-01	19.7
62	FDP 02-LP-02	19.7

CONTROL CABLE		
Item	Cable Tag	O.D(mm)
1	C-2101A-C-A3	22.9
2	C-2101A-C-A5	19.8
3	C-2101B-C-B3	22.9
4	C-2101A-C-B5	19.8
5	C-2101C-C-C3	22.9
6	C-2101A-C-C5	19.8
7	AC-2121A-C-03	22.9
8	AC-2122A-C-03	22.9
9	AC-2121B-C-03	22.9
10	AC-2122B-C-03	22.9
11	AC-2121C-C-03	22.9
12	AC-2122C-C-03	22.9
13	AC-2131A-C-03	22.9
14	AC-2132A-C-03	22.9
15	AC-2131B-C-03	22.9
16	AC-2132B-C-03	22.9
17	AC-2131C-C-03	22.9
18	AC-2132C-C-03	22.9
19	P-2203A-C-03	22.9
20	P-2203B-C-03	22.9
21	P-2203A-C-03	22.9
22	P-2203B-C-03	22.9
23	P-2101A-C-03	22.9
24	P-2101B-C-03	22.9
25	P-2201A-C-03	22.9
26	P-2201B-C-03	22.9
27	P-2103A-C-03	22.9
28	P-2103B-C-03	22.9
29	P-2104-C-03	22.9

NOTES

1- UNLESS OTHERWISE SPECIFIED ALL DIMENSIONS ARE IN MILLIMETERS.
2- SINGLE CORE CABLES SHALL BE LAID IN TREFOIL GROUPS WITH CLEAR SPACING BETWEEN THE TREFOILS. TREFOIL FORMATION SHALL BE USED FOR EACH PHASE GROUP OF SINGLE CORE CABLES.
3- ALL BURIED TRENCHES SHALL BE EQUIPPED WITH CABLE MARKER & BACK FILLED WITH FINE SAND.

LEGEND

REFERENCE DRAWING	DRG. No.
CABLE TRENCH AND DUCT BANK LAYOUT	BK-GCS-PEDCO-120-CV-PY-0002
CALCULATION NOTE FOR CABLE SIZING	BK-GCS-PEDCO-120-EL-CN-0003
ELECTRICAL POWER & CONTROL CABLE SCHEDULE	BK-GCS-PEDCO-120-EL-LJ-0002

KEY PLAN

REV.	DATE	P.O.I.S	PREP.	CHK.	APP.	AUT.
D00	JUL.2022	IFC	H.SHAKIBA	M.FAKHARIAN	M.MEHRSHAD	**.**

REV.	DESCRIPTION	CHECKED BY	CHECKED DATE	REV. APPR. BY	REV. APPR. DATE
***	**********	**.**	***.****	**.**	***.****

PROJECT NAME: BINAK OILFIELD DEVELOPMENT/SUB-SURFACE WORK PACKAGES GENERAL

PROJECT NO.: 971020

اصل و کلیه نسخ این نقشه و حق اقتباس متعلق به شرکت ملی مناطق نفت خیز جنوب میباشد.
THE ORIGINAL AND ALL COPIES OF THIS DRAWING TOGETHER WITH THE COPYRIGHT THEREIN ARE THE SOLE PROPERTY OF N.I.S.O.C./ FIELDS

EPC CONTRACTOR: HIRGAN ENERGY – DESIGN & INSPECTION COMPANIES

EPD/EPC CONTRACTOR (GC): PETROIRAN DEVELOPMENT COMPANY (PEDCO)

BINAK OILFIELD DEVELOPMENT
SUB-SURFACE WORK PACKAGES
GENERAL

DATE	SCALE	DRAWING BY	CHECKED BY	PROJECT ENG.

(VENDOR TITLE BLOCK)**

DRAWING TITLE: AREA ELECTRICAL CABLE ROUTE & SECTION LAYOUT

SCALE	SIZE	DRAWING NO.	SHEET NO.	REV.
1:1000	A3	BK-GCS-PEDCO-120-EL-PY-0005	21 OF 31	D00

NO CONSTRUCTION PERMITTED UNLESS DRAWING APPROVED

APPROVED FOR CONSTRUCTION BY: DATE:

BUDGET REF.	LOCATION	SIZE	CLASS	SERIAL NO.	SHEET	REVISION
053-073-9184	F	2	P	709050	21 OF 31	D00

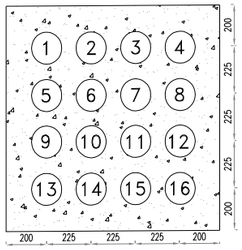

DUCT BANK-03

03

M/V CABLE		
#	Cable Tag	O.D(mm)
1	C-2101A-MP-A1	67.7
2	C-2101B-MP-B1	67.7
3	C-2101C-MP-C1	67.7

LV CABLE		
#	Cable Tag	O.D(mm)
1	NDP-2101A-LP-01	59.8
2	NDP-2101B-LP-01	59.3
3	NDP-2101C-LP-01	59.3
4	AC-2121A-LP-01	28.4
5	AC-2122A-LP-01	28.4
6	AC-2121B-LP-01	28.4
7	AC-2122B-LP-01	28.4
8	AC-2121C-LP-01	28.4
9	AC-2122C-LP-01	28.4
10	AC-2131A-LP-01	28.4
11	AC-2132A-LP-01	28.4
12	AC-2131B-LP-01	28.4
13	AC-2132B-LP-01	28.4
14	AC-2131C-LP-01	28.4
15	AC-2132C-LP-01	28.4
16	PK-2207-LP-01	22.1
17	PK-2208-LP-01	22.1
18	PK-2101-LP-01	59.8
19	P-2203A-LP-A	16
20	P-2203B-LP-B	16
21	P-2202A-LP-A	16.5
22	P-2202B-LP-B	16.5
23	P-2101A-LP-A	28.5
24	P-2101B-LP-B	28.5
25	P-2201A-LP-A	16.5
26	P-2201B-LP-B	16.5
27	P-2103A-LP-A	16.5
28	P-2103B-LP-B	16.5
29	P-2102-LP-01	16.5
30	P-2104-LP-01	16.5
31	CR-01-LP-01	47.9
32	CR-02-LP-01	24.5
33	CP01-LP-01	24.5
34	CP02-LP-01	28.4
35	NDS-01-LP-01	64.8
36	EDS-01-LP-01	47.9
37	WS-01-LP-A1	59.3
38	WS-01-LP-A2	59.3
39	MOV 1-LP-01	19.7

CONTROL CABLE		
#	Cable Tag	O.D(mm)
1	C-2101A-C-C3	22.9
2	C-2101A-C-A5	19.8
3	C-2101B-C-B3	22.9
4	C-2101A-C-B5	19.8
5	C-2101C-C-C3	22.9
6	C-2101A-C-C5	19.8
7	AC-2121A-C-03	22.9
8	AC-2122A-C-03	22.9
9	AC-2121B-C-03	22.9
10	AC-2122B-C-03	22.9
11	AC-2121C-C-03	22.9
12	AC-2122C-C-03	22.9
13	AC-2131A-C-03	22.9
14	AC-2132A-C-03	22.9
15	AC-2131B-C-03	22.9
16	AC-2132B-C-03	22.9
17	AC-2131C-C-03	22.9
18	AC-2132C-C-03	22.9
19	P-2203A-C-03	22.9
20	P-2203B-C-03	22.9
21	P-2202A-C-03	22.9
22	P-2202B-C-03	22.9
23	P-2101A-C-03	22.9
24	P-2101B-C-03	22.9
25	P-2201A-C-03	22.9
26	P-2201B-C-03	22.9
27	P-2103A-C-03	22.9
28	P-2103B-C-03	22.9
29	P-2104-C-03	22.9

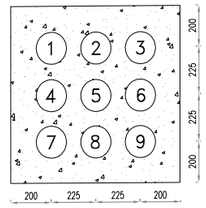

DUCT BANK-04

04

LV CABLE		
#	Cable Tag	O.D(mm)
1	AC-2121A-LP-01	28.4
2	AC-2122A-LP-01	28.4
3	AC-2121B-LP-01	28.4
4	AC-2122B-LP-01	28.4
5	AC-2121C-LP-01	28.4
6	AC-2122C-LP-01	28.4
7	AC-2131A-LP-01	28.4
8	AC-2132A-LP-01	28.4
9	AC-2131B-LP-01	28.4
10	AC-2132B-LP-01	28.4
11	AC-2131C-LP-01	28.4
12	AC-2132C-LP-01	28.4
13	P-2203A-LP-A	16
14	P-2203B-LP-B	16
15	P-2202A-LP-A	16.5
16	P-2202B-LP-B	16.5
17	P-2101A-LP-A	28.5
18	P-2101B-LP-B	28.5
19	P-2201A-LP-A	16.5
20	P-2201B-LP-B	16.5
21	P-2104-LP-01	16.5
22	CP01-LP-01	24.5
23	CP02-LP-01	28.4
24	MOV 1-LP-01	19.7

CONTROL CABLE		
#	Cable Tag	O.D(mm)
1	AC-2121A-C-03	22.9
2	AC-2122A-C-03	22.9
3	AC-2121B-C-03	22.9
4	AC-2122B-C-03	22.9
5	AC-2121C-C-03	22.9
6	AC-2122C-C-03	22.9
7	AC-2131A-C-03	22.9
8	AC-2132A-C-03	22.9
9	AC-2131B-C-03	22.9
10	AC-2132B-C-03	22.9
11	AC-2131C-C-03	22.9
12	AC-2132C-C-03	22.9
13	P-2203A-C-03	22.9
14	P-2203B-C-03	22.9
15	P-2202A-C-03	22.9
16	P-2202B-C-03	22.9
17	P-2101A-C-03	22.9
18	P-2101B-C-03	22.9
19	P-2201A-C-03	22.9
20	P-2201B-C-03	22.9
21	P-2104-C-03	22.9

NOTES

1- UNLESS OTHERWISE SPECIFIED ALL DIMENSIONS ARE IN MILLIMETERS.
2- SINGLE CORE CABLES SHALL BE LAID IN TREFOIL GROUPS WITH CLEAR SPACING BETWEEN THE TREFOILS. TREFOIL FORMATION SHALL BE USED FOR EACH PHASE GROUP OF SINGLE CORE CABLES.
3- ALL BURIED TRENCHES SHALL BE EQUIPPED WITH CABLE MARKER & BACK FILLED WITH FINE SAND.

LEGEND

REFERENCE DRAWING	DRG. No.
CABLE TRENCH AND DUCT BANK LAYOUT	BK-GCS-PEDCO-120-CV-PY-0002
CALCULATION NOTE FOR CABLE SIZING	BK-GCS-PEDCO-120-EL-CN-0003
ELECTRICAL POWER & CONTROL CABLE SCHEDULE	BK-GCS-PEDCO-120-EL-LJ-0002

KEY PLAN

REV.	DATE	P.O.I.S	PREP.	CHK.	APP.	AUT.
D00	JUL.2022	IFC	H.SHAKIBA	M.FARHARIAN	M.MEHRSHAD	**.**

REV.	DESCRIPTION	CHECKED BY	CHECKED DATE	REV. APPR. BY	REV. APPR. DATE
***	**********	**.**	***.****	**.**	***.****

PROJECT NAME: BINAK OILFIELD DEVELOPMENT/SUB-SURFACE WORK PACKAGES/ GENERAL

PROJECT NO.: 971020

EPC CONTRACTOR: HIRGAN ENERGY – DESIGN & INSPECTION COMPANIES

EPD/EPC CONTRACTOR (GC): PETROIRAN DEVELOPMENT COMPANY — PEDCO

اصل و کلیه نسخ این نقشه و حق اقتباس متعلق به شرکت ملی مناطق نفت خیز جنوب میباشد.
THE ORIGINAL AND ALL COPIES OF THIS DRAWING TOGETHER WITH THE COPYRIGHT THEREIN ARE THE SOLE PROPERTY OF N.I.S.O.C./ FIELDS

BINAK OILFIELD DEVELOPMENT
SUB-SURFACE WORK PACKAGES
GENERAL

DATE	SCALE	DRAWING BY	CHECKED BY	PROJECT ENG.

(VENDOR TITLE BLOCK)**

DRAWING TITLE: AREA ELECTRICAL CABLE ROUTE & SECTION LAYOUT

NO CONSTRUCTION PERMITTED UNLESS DRAWING APPROVED

APPROVED FOR CONSTRUCTION BY: DATE:

SCALE	SIZE	DRAWING NO.	SHEET NO.	REV.	BUDGET REF.	LOCATION	SIZE	CLASS	SERIAL NO.	SHEET	REVISION
1:1000	A3	BK-GCS-PEDCO-120-EL-PY-0005	22 OF 31	D00	053-073-9184	F	2	P	709050	22 OF 31	D00

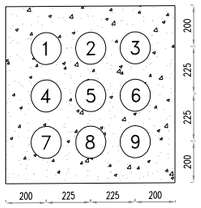

DUCT BANK-05

05

MV CABLE		
#	Cable Tag	O.D(mm)
1	C-2101A-MP-A1	87.7
2	C-2101B-MP-B1	87.7
3	C-2101C-MP-C1	87.7

LV CABLE		
#	Cable Tag	O.D(mm)
1	NDP-2101A-LP-01	53.5
2	NDP-2101B-LP-01	53.3
3	NDP-2101C-LP-01	53.3
4	PK-2207-LP-01	22.1
5	PK-2208-LP-01	22.1
6	PK-2101-LP-01	22.7
7	P-2103A-LP-A	16.5
8	P-2103B-LP-B	16.5
9	P-2103-LP-01	16.5
10	CR-01-LP-01	47.9
11	CR-02-LP-01	24.5
12	NDB-01-LP-01	64.5
13	EDB-01-LP-01	47.9
14	WS-01-LP-A1	58.3
15	WS-01-LP-A2	58.3

CONTROL CABLE		
#	Cable Tag	O.D(mm)
1	C-2101A-C-A3	22.8
2	C-2101A-C-A5	19.8
3	C-2101B-C-B3	22.8
4	C-2101A-C-B5	19.8
5	C-2101C-C-C3	22.8
6	C-2101A-C-C5	19.8
7	P-2103A-C-B3	22.8
8	P-2103B-C-B3	22.8

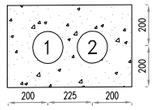

DUCT BANK-06

06

SECTION-06		
#	Cable Tag	O.D(mm)
1	PK-2207-LP-01	22.1
2	PK-2208-LP-01	22.1

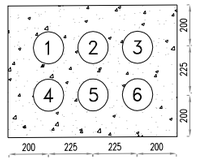

DUCT BANK-07

07

MV CABLE		
#	Cable Tag	O.D(mm)
1	C-2101A-MP-A1	87.7

LV CABLE		
#	Cable Tag	O.D(mm)
1	NDP-2101A-LP-01	53.5
2	CR-01-LP-01	47.9
3	CR-02-LP-01	24.5
4	NDB-01-LP-01	64.5
5	EDB-01-LP-01	47.9
6	WS-01-LP-A1	58.3
7	WS-01-LP-A2	58.3

CONTROL CABLE		
#	Cable Tag	O.D(mm)
1	C-2101A-C-A3	22.8
2	C-2101A-C-A5	19.8

NOTES

1- UNLESS OTHERWISE SPECIFIED ALL DIMENSIONS ARE IN MILLIMETERS.
2- SINGLE CORE CABLES SHALL BE LAID IN TREFOIL GROUPS WITH CLEAR SPACING BETWEEN THE TREFOILS. TREFOIL FORMATION SHALL BE USED FOR EACH PHASE GROUP OF SINGLE CORE CABLES.
3- ALL BURIED TRENCHES SHALL BE EQUIPPED WITH CABLE MARKER & BACK FILLED WITH FINE SAND.

LEGEND

REFERENCE DRAWING	DRG. No.
CABLE TRENCH AND DUCT BANK LAYOUT	BK-GCS-PEDCO-120-CV-PY-0002
CALCULATION NOTE FOR CABLE SIZING	BK-GCS-PEDCO-120-EL-CN-0003
ELECTRICAL POWER & CONTROL CABLE SCHEDULE	BK-GCS-PEDCO-120-EL-LJ-0002

KEY PLAN

REV.	DATE	P.O.I.S	PREP.	CHK.	APP.	AUT.
D00	JUL.2022	IFC	H.SHAKIBA	M.PAKMARIAN	M.MEHRSHAD	**.**

REV.	DESCRIPTION	CHECKED BY	CHECKED DATE	REV. APPR. BY	REV. APPR. DATE
***	**********	**.**	***.****	**.**	***.****

PROJECT NAME: BINAK OILFIELD DEVELOPMENT/SUB-SURFACE WORK PACKAGES/ GENERAL

PROJECT NO.: 971020

EPC CONTRACTOR: HIRGAN ENERGY – DESIGN & INSPECTION COMPANIES

EPD/EPC CONTRACTOR (GC): PETROIRAN DEVELOPMENT COMPANY (PEDCO)

اصل و کلیه نسخ این نقشه و حق اقتباس متعلق به شرکت ملی مناطق نفت خیز جنوب میباشد.
THE ORIGINAL AND ALL COPIES OF THIS DRAWING TOGETHER WITH THE COPYRIGHT THEREIN ARE THE SOLE PROPERTY OF N.I.S.O.C./ FIELDS

BINAK OILFIELD DEVELOPMENT
SUB-SURFACE WORK PACKAGES
GENERAL

DATE	SCALE	DRAWING BY	CHECKED BY	PROJECT ENG.

NO CONSTRUCTION PERMITTED UNLESS DRAWING APPROVED

APPROVED FOR CONSTRUCTION BY: DATE:

(VENDOR TITLE BLOCK)**

DRAWING TITLE: AREA ELECTRICAL CABLE ROUTE & SECTION LAYOUT

SCALE	SIZE	DRAWING NO.	SHEET NO.	REV.
1:1000	A3	BK-GCS-PEDCO-120-EL-PY-0005	23 OF 31	D00

BUDGET REF.	LOCATION	SIZE	CLASS	SERIAL NO.	SHEET	REVISION
053-073-9184	F	2	P	709050	23 OF 31	D00

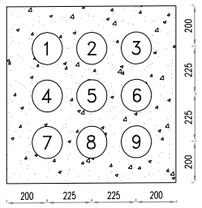

DUCT BANK-08

08

MV CABLE		
#	Cable Tag	O.D(mm)
1	C-2101B-MP-B1	87.7
2	C-2101C-MP-C1	87.7

LV CABLE		
#	Cable Tag	O.D(mm)
1	NDP-2101B-LP-01	59.3
2	NDP-2101C-LP-01	59.3
3	PK-2101-LP-01	53.8
4	P-2103A-LP-A	18.6
5	P-2103B-LP-B	18.6
6	P-2103-LP-01	18.6

CONTROL CABLE		
#	Cable Tag	O.D(mm)
1	C-2101B-C-B3	22.9
2	C-2101A-C-B5	19.8
3	C-2101C-C-C3	22.9
4	C-2101A-C-C5	19.8
5	P-2103A-C-03	22.9
6	P-2103B-C-03	22.9

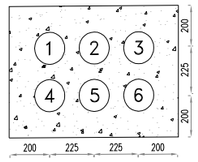

DUCT BANK-09

09

SECTION-09		
#	Cable Tag	O.D(mm)
1	C-2101B-MP-B1	87.7
2	C-2101B-C-B3	22.9
3	NDP-2101B-LP-01	59.3
4	C-2101A-C-B5	19.8

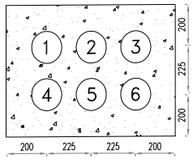

DUCT BANK-10

10

MV CABLE		
#	Cable Tag	O.D(mm)
1	C-2101C-MP-C1	87.7

LV CABLE		
#	Cable Tag	O.D(mm)
1	NDP-2101C-LP-01	59.3
2	PK-2101-LP-01	53.8
3	P-2103A-LP-A	18.6
4	P-2103B-LP-B	18.6
5	P-2102-LP-01	18.6

CONTROL CABLE		
#	Cable Tag	O.D(mm)
1	C-2101C-C-C3	22.9
2	C-2101A-C-C5	19.8
3	P-2103A-C-03	22.9
4	P-2103B-C-03	22.9

NOTES

1- UNLESS OTHERWISE SPECIFIED ALL DIMENSIONS ARE IN MILLIMETERS.
2- SINGLE CORE CABLES SHALL BE LAID IN TREFOIL GROUPS WITH CLEAR SPACING BETWEEN THE TREFOILS. TREFOIL FORMATION SHALL BE USED FOR EACH PHASE GROUP OF SINGLE CORE CABLES.
3- ALL BURIED TRENCHES SHALL BE EQUIPPED WITH CABLE MARKER & BACK FILLED WITH FINE SAND.

LEGEND

REFERENCE DRAWING	DRG. No.
CABLE TRENCH AND DUCT BANK LAYOUT	BK-GCS-PEDCO-120-CV-PY-0002
CALCULATION NOTE FOR CABLE SIZING	BK-GCS-PEDCO-120-EL-CN-0003
ELECTRICAL POWER & CONTROL CABLE SCHEDULE	BK-GCS-PEDCO-120-EL-LJ-0002

KEY PLAN

REV.	DATE	P.O.I.S	PREP.	CHK.	APP.	AUT.
D00	JUL.2022	IFC	H.SHAKIBA	M.PAKMARIAN	M.MEHRSHAD	**.**

REV.	DESCRIPTION	CHECKED BY	CHECKED DATE	REV. APPR. BY	REV. APPR. DATE
***	**********	**.**	***.****	**.**	***.****

PROJECT NAME: BINAK OILFIELD DEVELOPMENT/SUB-SURFACE WORK PACKAGES/ GENERAL

PROJECT NO.: 971020

EPC CONTRACTOR: HIRGAN ENERGY – DESIGN & INSPECTION COMPANIES

EPD/EPC CONTRACTOR (GC): PETROIRAN DEVELOPMENT COMPANY (PEDCO)

اصل و کلیه نسخ این نقشه و حق اقتباس متعلق به شرکت ملی مناطق نفت خیز جنوب میباشد.

THE ORIGINAL AND ALL COPIES OF THIS DRAWING TOGETHER WITH THE COPYRIGHT THEREIN ARE THE SOLE PROPERTY OF N.I.S.O.C./ FIELDS

BINAK OILFIELD DEVELOPMENT
SUB-SURFACE WORK PACKAGES
GENERAL

DATE	SCALE	DRAWING BY	CHECKED BY	PROJECT ENG.

NO CONSTRUCTION PERMITTED UNLESS DRAWING APPROVED

APPROVED FOR CONSTRUCTION BY: DATE:

(VENDOR TITLE BLOCK)**

DRAWING TITLE: AREA ELECTRICAL CABLE ROUTE & SECTION LAYOUT

SCALE	SIZE	DRAWING NO.	SHEET NO.	REV.
1:1000	A3	BK-GCS-PEDCO-120-EL-PY-0005	24 OF 31	D00

BUDGET REF.	LOCATION	SIZE	CLASS	SERIAL NO.	SHEET	REVISION
053-073-9184	F	2	P	709050	24 OF 31	D00



DUCT BANK-11

11

SECTION-11		
#	Cable Tag	O.D(mm)
1	C-2101C-MP-C1	87.7
2	C-2101C-C-C3	22.9
3	NDP-2101C-LP-01	59.3
4	C-2101A-C-C5	19.8

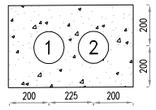

DUCT BANK-12

12

SECTION-12		
#	Cable Tag	O.D(mm)
1	PK-2101-LP-01	53.8

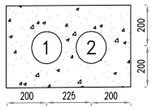

DUCT BANK-13

13

SECTION-13		
#	Cable Tag	O.D(mm)
1	P-2103A-LP-A	19.8
2	P-2103A-C-03	22.9
3	P-2103B-LP-B	19.8
4	P-2103B-C-03	22.9
5	P-2102-LP-01	19.8

NOTES

1- UNLESS OTHERWISE SPECIFIED ALL DIMENSIONS ARE IN MILLIMETERS.
2- SINGLE CORE CABLES SHALL BE LAID IN TREFOIL GROUPS WITH CLEAR SPACING BETWEEN THE TREFOILS. TREFOIL FORMATION SHALL BE USED FOR EACH PHASE GROUP OF SINGLE CORE CABLES.
3- ALL BURIED TRENCHES SHALL BE EQUIPPED WITH CABLE MARKER & BACK FILLED WITH FINE SAND.

LEGEND

REFERENCE DRAWING	DRG. No.
CABLE TRENCH AND DUCT BANK LAYOUT	BK-GCS-PEDCO-120-CV-PY-0002
CALCULATION NOTE FOR CABLE SIZING	BK-GCS-PEDCO-120-EL-CN-0003
ELECTRICAL POWER & CONTROL CABLE SCHEDULE	BK-GCS-PEDCO-120-EL-LJ-0002

KEY PLAN

REV.	DATE	P.O.I.S	PREP.	CHK.	APP.	AUT.
D00	JUL.2022	IFC	H.SHAKIBA	M.PAKMARIAN	M.MEHRSHAD	**.**

REV.	DESCRIPTION	CHECKED BY	CHECKED DATE	REV. APPR. BY	REV. APPR. DATE
***	**********	**.**	***.****	**.**	***.****

PROJECT NAME: BINAK OILFIELD DEVELOPMENT/SUB-SURFACE WORK PACKAGES GENERAL

PROJECT NO.: 971020

اصل و کلیه نسخ این نقشه و حق اقتباس متعلق به شرکت ملی مناطق نفت خیز جنوب میباشد.

THE ORIGINAL AND ALL COPIES OF THIS DRAWING TOGETHER WITH THE COPYRIGHT THEREIN ARE THE SOLE PROPERTY OF N.I.S.O.C./ FIELDS

EPC CONTRACTOR: HIRGAN ENERGY – DESIGN & INSPECTION COMPANIES

EPD/EPC CONTRACTOR (GC): PEDCO — PETROIRAN DEVELOPMENT COMPANY

BINAK OILFIELD DEVELOPMENT
SUB-SURFACE WORK PACKAGES
GENERAL

DATE	SCALE	DRAWING BY	CHECKED BY	PROJECT ENG.

(VENDOR TITLE BLOCK)**

DRAWING TITLE: AREA ELECTRICAL CABLE ROUTE & SECTION LAYOUT

SCALE	SIZE	DRAWING NO.	SHEET NO.	REV.
1:1000	A3	BK-GCS-PEDCO-120-EL-PY-0005	25 OF 31	D00

NO CONSTRUCTION PERMITTED UNLESS DRAWING APPROVED

APPROVED FOR CONSTRUCTION BY: DATE:

BUDGET REF.	LOCATION	SIZE	CLASS	SERIAL NO.	SHEET	REVISION
053-073-9184	F	2	P	709050	25 OF 31	D00

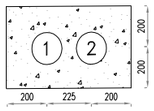

DUCT BANK-14

14

SECTION-14		
#	Cable Tag	O.D(mm)
1	P-2103A-LP-A	16.6
2	P-2103A-C-03	22.9
3	P-2103B-LP-B	16.6
4	P-2103B-C-03	22.9
5	P-2102-LP-01	16.6

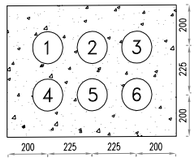

DUCT BANK-15

15

LV CABLE		
#	Cable Tag	O.D(mm)
1	AC-2121A-LP-01	26.4
2	AC-2122A-LP-01	26.4
3	AC-2121B-LP-01	26.4
4	AC-2122B-LP-01	26.4
5	AC-2121C-LP-01	26.4
6	AC-2122C-LP-01	26.4
7	AC-2121A-LP-01	26.4
8	AC-2122A-LP-01	26.4
9	AC-2121B-LP-01	26.4
10	AC-2122B-LP-01	26.4
11	AC-2121C-LP-01	26.4
12	AC-2122C-LP-01	26.4
13	P-2222A-LP-A	16
14	P-2222B-LP-B	16
15	P-2223A-LP-A	16.6
16	P-2223B-LP-B	16.6
17	P-2221A-LP-A	16.6
18	P-2221B-LP-B	16.6
19	P-2104-LP-01	16.6
20	CP01-LP-01	24.5
21	CP02-LP-01	26.4
22	MOV 1-LP-01	19.7

CONTROL CABLE		
#	Cable Tag	O.D(mm)
1	AC-2121A-C-03	22.9
2	AC-2122A-C-03	22.9
3	AC-2121B-C-03	22.9
4	AC-2122B-C-03	22.9
5	AC-2121C-C-03	22.9
6	AC-2122C-C-03	22.9
7	AC-2121A-C-03	22.9
8	AC-2122A-C-03	22.9
9	AC-2121B-C-03	22.9
10	AC-2122B-C-03	22.9
11	AC-2121C-C-03	22.9
12	AC-2122C-C-03	22.9
13	P-2223A-C-03	22.9
14	P-2223B-C-03	22.9
15	P-2222A-C-03	22.9
16	P-2222B-C-03	22.9
17	P-2221A-C-03	22.9
18	P-2221B-C-03	22.9
19	P-2104-C-03	22.9

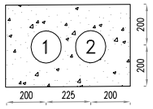

DUCT BANK-16

16

SECTION-16		
#	Cable Tag	O.D(mm)
1	MOV1-LP-01	19.7

NOTES

1- UNLESS OTHERWISE SPECIFIED ALL DIMENSIONS ARE IN MILLIMETERS.
2- SINGLE CORE CABLES SHALL BE LAID IN TREFOIL GROUPS WITH CLEAR SPACING BETWEEN THE TREFOILS. TREFOIL FORMATION SHALL BE USED FOR EACH PHASE GROUP OF SINGLE CORE CABLES.
3- ALL BURIED TRENCHES SHALL BE EQUIPPED WITH CABLE MARKER & BACK FILLED WITH FINE SAND.

LEGEND

REFERENCE DRAWING	DRG. No.
CABLE TRENCH AND DUCT BANK LAYOUT	BK-GCS-PEDCO-120-CV-PY-0002
CALCULATION NOTE FOR CABLE SIZING	BK-GCS-PEDCO-120-EL-CN-0003
ELECTRICAL POWER & CONTROL CABLE SCHEDULE	BK-GCS-PEDCO-120-EL-LJ-0002

KEY PLAN

REV.	DATE	P.O.I.S	PREP.	CHK.	APP.	AUT.
D00	JUL.2022	IFC	H.SHAKIBA	M.PAKMARIAN	M.MEHRSHAD	**.**

REV.	DESCRIPTION	CHECKED BY	CHECKED DATE	REV. APPR. BY	REV. APPR. DATE
***	**********	**.**	***.****	**.**	***.****

PROJECT NAME: BINAK OILFIELD DEVELOPMENT/SUB-SURFACE WORK PACKAGES GENERAL

PROJECT NO.: 971020

اصل و کلیه نسخ این نقشه و حق اقتباس متعلق به شرکت ملی مناطق نفت خیز جنوب میباشد.
THE ORIGINAL AND ALL COPIES OF THIS DRAWING TOGETHER WITH THE COPYRIGHT THEREIN ARE THE SOLE PROPERTY OF
N.I.S.O.C./ FIELDS

EPC CONTRACTOR: HIRGAN ENERGY – DESIGN & INSPECTION COMPANIES

EPD/EPC CONTRACTOR (GC): PETROIRAN DEVELOPMENT COMPANY (PEDCO)

BINAK OILFIELD DEVELOPMENT
SUB-SURFACE WORK PACKAGES
GENERAL

DATE	SCALE	DRAWING BY	CHECKED BY	PROJECT ENG.

(VENDOR TITLE BLOCK)**

DRAWING TITLE: AREA ELECTRICAL CABLE ROUTE & SECTION LAYOUT

NO CONSTRUCTION PERMITTED UNLESS DRAWING APPROVED

APPROVED FOR CONSTRUCTION BY: DATE:

SCALE	SIZE	DRAWING NO.	SHEET NO.	REV.
1:1000	A3	BK-GCS-PEDCO-120-EL-PY-0005	26 OF 31	D00

BUDGET REF.	LOCATION	SIZE	CLASS	SERIAL NO.	SHEET	REVISION
053-073-9184	F	2	P	709050	26 OF 31	D00

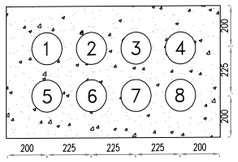

DUCT BANK-17

17

LV CABLE		
#	Cable Tag	O.D(mm)
1	AC-2121A-LP-01	26.4
2	AC-2121A-LP-01	26.4
3	AC-2121B-LP-01	26.4
4	AC-2122B-LP-01	26.4
5	AC-2121C-LP-01	26.4
6	AC-2122C-LP-01	26.4
7	AC-2121A-LP-01	26.4
8	AC-2122A-LP-01	26.4
9	AC-2121B-LP-01	26.4
10	AC-2122B-LP-01	26.4
11	AC-2121C-LP-01	26.4
12	AC-2122C-LP-01	26.4
13	P-2222A-LP-A	16
14	P-2222B-LP-B	16
15	P-2222A-LP-A	16.0
16	P-2222B-LP-B	16.0
17	P-2221A-LP-A	16.0
18	P-2221B-LP-B	16.0
19	P-2221C-LP-B	16.0
20	CP01-LP-01	26.4
21	CP02-LP-01	26.4

CONTROL CABLE		
#	Cable Tag	O.D(mm)
1	AC-2121A-C-03	22.9
2	AC-2122A-C-03	22.9
3	AC-2121B-C-03	22.9
4	AC-2122B-C-03	22.9
5	AC-2121C-C-03	22.9
6	AC-2122C-C-03	22.9
7	AC-2121A-C-03	22.9
8	AC-2122A-C-03	22.9
9	AC-2121B-C-03	22.9
10	AC-2122B-C-03	22.9
11	AC-2121C-C-03	22.9
12	AC-2122C-C-03	22.9
13	P-2222A-C-03	22.9
14	P-2222B-C-03	22.9
15	P-2222A-C-03	22.9
16	P-2222B-C-03	22.9
17	P-2221A-C-03	22.9
18	P-2221B-C-03	22.9
19	P-2221C-C-03	22.9

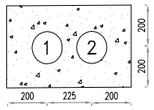

DUCT BANK-18

18

SECTION-18		
#	Cable Tag	O.D(mm)
1	AC-2121A-LP-01	26.4
2	AC-2121A-C-03	22.9
3	AC-2122A-LP-01	26.4
4	AC-2122A-C-03	22.9
5	AC-2131A-LP-01	26.4
6	AC-2131A-C-03	22.9
7	AC-2132A-LP-01	26.4
8	AC-2132A-C-03	22.9

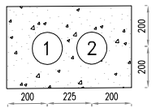

DUCT BANK-19

19

SECTION-19		
#	Cable Tag	O.D(mm)
1	AC-2121B-LP-01	26.4
2	AC-2121B-C-03	22.9
3	AC-2122B-LP-01	26.4
4	AC-2122B-C-03	22.9
5	AC-2131B-LP-01	26.4
6	AC-2131B-C-03	22.9
7	AC-2132B-LP-01	26.4
8	AC-2132B-C-03	22.9

NOTES

1- UNLESS OTHERWISE SPECIFIED ALL DIMENSIONS ARE IN MILLIMETERS.
2- SINGLE CORE CABLES SHALL BE LAID IN TREFOIL GROUPS WITH CLEAR SPACING BETWEEN THE TREFOILS. TREFOIL FORMATION SHALL BE USED FOR EACH PHASE GROUP OF SINGLE CORE CABLES.
3- ALL BURIED TRENCHES SHALL BE EQUIPPED WITH CABLE MARKER & BACK FILLED WITH FINE SAND.

LEGEND

REFERENCE DRAWING	DRG. No.
CABLE TRENCH AND DUCT BANK LAYOUT	BK-GCS-PEDCO-120-CV-PY-0002
CALCULATION NOTE FOR CABLE SIZING	BK-GCS-PEDCO-120-EL-CN-0003
ELECTRICAL POWER & CONTROL CABLE SCHEDULE	BK-GCS-PEDCO-120-EL-LJ-0002

KEY PLAN

REV.	DESCRIPTION	BY	DATE	BY	DATE
***	**********	**.**	***.****	**.**	***.****
		CHECKED		REV. APPR.	

D00	JUL.2022	IFC	H.SHAKIBA	M.PAKNHARIAN	M.MEHRSHAD	**.**
REV.	DATE	P.O.I.S	PREP.	CHK.	APP.	AUT.

PROJECT NAME: BINAK OILFIELD DEVELOPMENT/SUB-SURFACE WORK PACKAGES/ GENERAL

PROJECT NO.: 971020

اصل و کلیه نسخ این نقشه و حق اقتباس متعلق به شرکت ملی مناطق نفت خیز جنوب میباشد.

THE ORIGINAL AND ALL COPIES OF THIS DRAWING TOGETHER WITH THE COPYRIGHT THEREIN ARE THE SOLE PROPERTY OF N.I.S.O.C./ FIELDS

EPC CONTRACTOR: HIRGAN ENERGY – DESIGN & INSPECTION COMPANIES

EPD/EPC CONTRACTOR (GC): PEDCO — PETROIRAN DEVELOPMENT COMPANY

BINAK OILFIELD DEVELOPMENT
SUB-SURFACE WORK PACKAGES
GENERAL

DATE	SCALE	DRAWING BY	CHECKED BY	PROJECT ENG.

(VENDOR TITLE BLOCK)**

DRAWING TITLE: AREA ELECTRICAL CABLE ROUTE & SECTION LAYOUT

NO CONSTRUCTION PERMITTED UNLESS DRAWING APPROVED

APPROVED FOR CONSTRUCTION BY: DATE:

SCALE	SIZE	DRAWING NO.	SHEET NO.	REV.
1:1000	A3	BK-GCS-PEDCO-120-EL-PY-0005	27 OF 31	D00

BUDGET REF.	LOCATION	SIZE	CLASS	SERIAL NO.	SHEET	REVISION
053-073-9184	F	2	P	709050	27 OF 31	D00

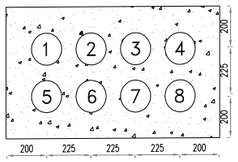

DUCT BANK-20

20

LV CABLE		
#	Cable Tag	O.D(mm)
1	AC-2121C-LP-01	26.4
2	AC-2122C-LP-01	26.4
3	AC-2131C-LP-01	26.4
4	AC-2132C-LP-01	26.4
5	P-2203A-LP-A	16
6	P-2203B-LP-B	16
7	P-2202A-LP-A	16.6
8	P-2202B-LP-B	16.6
9	P-2201A-LP-A	16.6
10	P-2201B-LP-B	16.6
11	P-2104-LP-01	16.6

CONTROL CABLE		
#	Cable Tag	O.D(mm)
1	AC-2121C-C-03	22.9
2	AC-2122C-C-03	22.9
3	AC-2131C-C-03	22.9
4	AC-2132C-C-03	22.9
5	P-2203A-C-03	22.9
6	P-2203B-C-03	22.9
7	P-2202A-C-03	22.9
8	P-2202B-C-03	22.9
9	P-2201A-C-03	22.9
10	P-2201B-C-03	22.9
11	P-2104-C-03	22.9

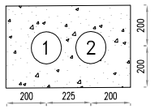

DUCT BANK-21

21

SECTION-21		
#	Cable Tag	O.D(mm)
1	AC-2121C-LP-01	26.4
2	AC-2121C-C-03	22.9
3	AC-2122C-LP-01	26.4
4	AC-2122C-C-03	22.9
5	AC-2131C-LP-01	26.4
6	AC-2131C-C-03	22.9
7	AC-2132C-LP-01	26.4
8	AC-2132C-C-03	22.9



DUCT BANK-22

22

LV CABLE		
#	Cable Tag	O.D(mm)
1	P-2203A-LP-A	16
2	P-2203B-LP-B	16
3	P-2202A-LP-A	16.6
4	P-2202B-LP-B	16.6
5	P-2201A-LP-A	16.6
6	P-2201B-LP-B	16.6
7	P-2104-LP-01	16.6

CONTROL CABLE		
#	Cable Tag	O.D(mm)
1	P-2203A-C-03	22.9
2	P-2203B-C-03	22.9
3	P-2202A-C-03	22.9
4	P-2202B-C-03	22.9
5	P-2201A-C-03	22.9
6	P-2201B-C-03	22.9
7	P-2104-C-03	22.9

NOTES

1- UNLESS OTHERWISE SPECIFIED ALL DIMENSIONS ARE IN MILLIMETERS.
2- SINGLE CORE CABLES SHALL BE LAID IN TREFOIL GROUPS WITH CLEAR SPACING BETWEEN THE TREFOILS. TREFOIL FORMATION SHALL BE USED FOR EACH PHASE GROUP OF SINGLE CORE CABLES.
3- ALL BURIED TRENCHES SHALL BE EQUIPPED WITH CABLE MARKER & BACK FILLED WITH FINE SAND.

LEGEND

REFERENCE DRAWING	DRG. No.
CABLE TRENCH AND DUCT BANK LAYOUT	BK-GCS-PEDCO-120-CV-PY-0002
CALCULATION NOTE FOR CABLE SIZING	BK-GCS-PEDCO-120-EL-CN-0003
ELECTRICAL POWER & CONTROL CABLE SCHEDULE	BK-GCS-PEDCO-120-EL-LJ-0002

KEY PLAN

REV.	DESCRIPTION	CHECKED BY	CHECKED DATE	REV. APPR. BY	REV. APPR. DATE
***	**********	**.**	***.****	**.**	***.****

REV.	DATE	P.O.I.S	PREP.	CHK.	APP.	AUT.
D00	JUL.2022	IFC	H.SHAKIBA	M.PAKMARIAN	M.MEHRSHAD	**.**

اصل و کلیه نسخ این نقشه و حق اقتباس متعلق به شرکت ملی مناطق نفت خیز جنوب میباشد.
THE ORIGINAL AND ALL COPIES OF THIS DRAWING TOGETHER WITH THE COPYRIGHT THEREIN ARE THE SOLE PROPERTY OF
N.I.S.O.C./ FIELDS

PROJECT NAME: BINAK OILFIELD DEVELOPMENT/SUB-SURFACE WORK PACKAGES/ GENERAL

PROJECT NO.: 971020

EPC CONTRACTOR: HIRGAN ENERGY – DESIGN & INSPECTION COMPANIES

EPD/EPC CONTRACTOR (GC): PEDCO — PETROIRAN DEVELOPMENT COMPANY

BINAK OILFIELD DEVELOPMENT
SUB-SURFACE WORK PACKAGES
GENERAL

DATE	SCALE	DRAWING BY	CHECKED BY	PROJECT ENG.

(VENDOR TITLE BLOCK)**

DRAWING TITLE: AREA ELECTRICAL CABLE ROUTE & SECTION LAYOUT

NO CONSTRUCTION PERMITTED UNLESS DRAWING APPROVED

APPROVED FOR CONSTRUCTION BY: DATE:

SCALE	SIZE	DRAWING NO.	SHEET NO.	REV.	BUDGET REF.	LOCATION	SIZE	CLASS	SERIAL NO.	SHEET	REVISION
1:1000	A3	BK-GCS-PEDCO-120-EL-PY-0005	28 OF 31	D00	053-073-9184	F	2	P	709050	28 OF 31	D00

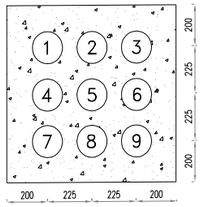

DUCT BANK-23

23

MV CABLE		
#	Cable Tag	O.D(mm)
1	P-2301A-MP-A1	64.5

LV CABLE		
#	Cable Tag	O.D(mm)
1	PK-C-2203A-LP-A	74.8
2	PK-C-2203B-LP-B	74.8
3	PK-Dr-2203-LP-01	22.1
4	PK-C-2204-LP-01	70.7
5	PK-2204-LP-01	22.1
6	PK-2201-LP-01	78.4
7	IG-2201-LP-01	24.5
8	P-2302A-LP-A	22.2
9	P-2302B-LP-B	22.2
10	P-2206-LP-01	16.6
11	NDB-02-LP-01	32.1
12	EDB-02-LP-01	24.5
13	WS-02-LP-01	64.8

CONTROL CABLE		
#	Cable Tag	O.D(mm)
1	P-2206-C-03	22.9

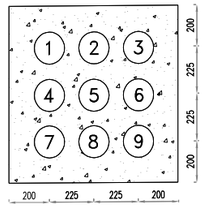

DUCT BANK-24

24

MV CABLE		
#	Cable Tag	O.D(mm)
1	P-2301A-MP-A1	64.5

LV CABLE		
#	Cable Tag	O.D(mm)
1	PK-C-2203A-LP-A	74.8
2	PK-C-2203B-LP-B	74.8
3	PK-Dr-2203-LP-01	22.1
4	PK-C-2204-LP-01	70.7
5	PK-2204-LP-01	22.1
6	PK-2201-LP-01	78.4
7	IG-2201-LP-01	24.5
8	P-2302A-LP-A	22.2
9	P-2302B-LP-B	22.2
10	P-2206-LP-01	16.6
11	NDB-02-LP-01	32.1
12	EDB-02-LP-01	24.5
13	WS-02-LP-01	64.8

CONTROL CABLE		
#	Cable Tag	O.D(mm)
1	P-2206-C-03	22.9

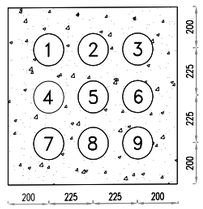

DUCT BANK-25

25

MV CABLE		
#	Cable Tag	O.D(mm)
1	P-2301A-MP-A1	64.5

LV CABLE		
#	Cable Tag	O.D(mm)
1	PK-C-2203A-LP-A	74.8
2	PK-C-2203B-LP-B	74.8
3	PK-Dr-2203-LP-01	22.1
4	PK-C-2204-LP-01	70.7
5	PK-2204-LP-01	22.1
6	PK-2201-LP-01	78.4
7	IG-2201-LP-01	24.5
8	P-2302A-LP-A	22.2
9	P-2302B-LP-B	22.2
10	P-2206-LP-01	16.6
11	NDB-02-LP-01	32.1
12	EDB-02-LP-01	24.5
13	WS-02-LP-01	64.8

CONTROL CABLE		
#	Cable Tag	O.D(mm)
1	P-2206-C-03	22.9

NOTES

1- UNLESS OTHERWISE SPECIFIED ALL DIMENSIONS ARE IN MILLIMETERS.
2- SINGLE CORE CABLES SHALL BE LAID IN TREFOIL GROUPS WITH CLEAR SPACING BETWEEN THE TREFOILS. TREFOIL FORMATION SHALL BE USED FOR EACH PHASE GROUP OF SINGLE CORE CABLES.
3- ALL BURIED TRENCHES SHALL BE EQUIPPED WITH CABLE MARKER & BACK FILLED WITH FINE SAND.

LEGEND

REFERENCE DRAWING	DRG. No.
CABLE TRENCH AND DUCT BANK LAYOUT	BK-GCS-PEDCO-120-CV-PY-0002
CALCULATION NOTE FOR CABLE SIZING	BK-GCS-PEDCO-120-EL-CN-0003
ELECTRICAL POWER & CONTROL CABLE SCHEDULE	BK-GCS-PEDCO-120-EL-LJ-0002

KEY PLAN

REV.	DATE	P.O.I.S	PREP.	CHK.	APP.	AUT.
D00	JUL.2022	IFC	H.SHAKIBA	M.PAKMARIAN	M.MEHRSHAD	**.**

REV.	DESCRIPTION	CHECKED BY	CHECKED DATE	REV. APPR. BY	REV. APPR. DATE
***	**********	**.**	***.****	**.**	***.****

PROJECT NAME: BINAK OILFIELD DEVELOPMENT/SUB-SURFACE WORK PACKAGES GENERAL

PROJECT NO.: 971020

EPC CONTRACTOR: HIRGAN ENERGY – DESIGN & INSPECTION COMPANIES

EPD/EPC CONTRACTOR (GC): PEDCO — PETROIRAN DEVELOPMENT COMPANY

اصل و کلیه نسخ این نقشه و حق اقتباس متعلق به شرکت ملی مناطق نفت خیز جنوب میباشد

THE ORIGINAL AND ALL COPIES OF THIS DRAWING TOGETHER WITH THE COPYRIGHT THEREIN ARE THE SOLE PROPERTY OF N.I.S.O.C./ FIELDS

BINAK OILFIELD DEVELOPMENT
SUB-SURFACE WORK PACKAGES
GENERAL

DATE	SCALE	DRAWING BY	CHECKED BY	PROJECT ENG.

NO CONSTRUCTION PERMITTED UNLESS DRAWING APPROVED

APPROVED FOR CONSTRUCTION BY: DATE:

(VENDOR TITLE BLOCK)**

DRAWING TITLE: AREA ELECTRICAL CABLE ROUTE & SECTION LAYOUT

SCALE	SIZE	DRAWING NO.	SHEET NO.	REV.	BUDGET REP.	LOCATION	SIZE	CLASS	SERIAL NO.	SHEET	REVISION
1:1000	A3	BK-GCS-PEDCO-120-EL-PY-0005	29 OF 31	D00	063-073-9184	F	2	P	709050	29 OF 31	D00

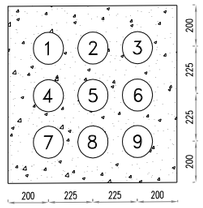

DUCT BANK-26

26

MV CABLE		
#	Cable Tag	O.D(mm)
1	P-2301A-MP-A1	64.5

LV CABLE		
#	Cable Tag	O.D(mm)
1	PK-C-2203A-LP-A	74.8
2	PK-C-2203B-LP-B	74.8
3	PK-Dr-2203-LP-01	22.1
4	PK-C-2204-LP-01	70.7
5	PK-2204-LP-01	22.1
6	PK-2201-LP-01	78.4
7	IG-2201-LP-01	24.5
8	P-2302A-LP-A	22.2
9	P-2302B-LP-B	22.2
10	P-2206-LP-01	16.6
11	NDB-02-LP-01	32.1
12	EDB-02-LP-01	24.5
13	WS-02-LP-01	64.8

CONTROL CABLE		
#	Cable Tag	O.D(mm)
1	P-2206-C-03	22.9

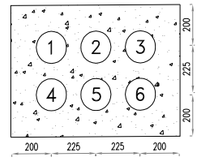

DUCT BANK-27

27

LV CABLE		
#	Cable Tag	O.D(mm)
1	PK-C-2203A-LP-A	74.8
2	PK-C-2203B-LP-B	74.8
3	PK-Dr-2203-LP-01	22.1
4	PK-C-2204-LP-01	70.7
5	PK-2204-LP-01	22.1
6	PK-2201-LP-01	78.4
7	IG-2201-LP-01	24.5
8	IG-2201-LP-02	24.5
9	NDB-02-LP-01	32.1
10	EDB-02-LP-01	24.5
11	WS-02-LP-01	64.8

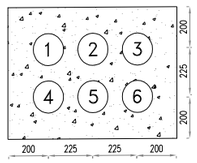

DUCT BANK-28

28

LV CABLE		
#	Cable Tag	O.D(mm)
1	PK-C-2203A-LP-A	74.8
2	PK-C-2203B-LP-B	74.8
3	PK-Dr-2203-LP-01	22.1
4	PK-C-2204-LP-01	70.7
5	PK-2204-LP-01	22.1
6	PK-2201-LP-01	78.4
7	IG-2201-LP-01	24.5
8	IG-2201-LP-02	24.5
9	NDB-02-LP-01	32.1
10	EDB-02-LP-01	24.5
11	WS-02-LP-01	64.8

NOTES

1- UNLESS OTHERWISE SPECIFIED ALL DIMENSIONS ARE IN MILLIMETERS.
2- SINGLE CORE CABLES SHALL BE LAID IN TREFOIL GROUPS WITH CLEAR SPACING BETWEEN THE TREFOILS. TREFOIL FORMATION SHALL BE USED FOR EACH PHASE GROUP OF SINGLE CORE CABLES.
3- ALL BURIED TRENCHES SHALL BE EQUIPPED WITH CABLE MARKER & BACK FILLED WITH FINE SAND.

LEGEND

REFERENCE DRAWING	DRG. No.
CABLE TRENCH AND DUCT BANK LAYOUT	BK-GCS-PEDCO-120-CV-PY-0002
CALCULATION NOTE FOR CABLE SIZING	BK-GCS-PEDCO-120-EL-CN-0003
ELECTRICAL POWER & CONTROL CABLE SCHEDULE	BK-GCS-PEDCO-120-EL-LJ-0002

KEY PLAN

REV.	DESCRIPTION	BY	DATE	BY	DATE
		CHECKED		REV. APPR.	
***	**********	**.**	***.****	**.**	***.****

REV.	DATE	P.O.I.S	PREP.	CHK.	APP.	AUT.
D00	JUL.2022	IFC	H.SHAKIBA	M.FARHARIAN	M.MEHRSHAD	**.**

اصل و کلیه نسخ این نقشه و حق اقتباس متعلق به شرکت ملی مناطق نفت خیز جنوب میباشد.
THE ORIGINAL AND ALL COPIES OF THIS DRAWING TOGETHER WITH THE COPYRIGHT THEREIN ARE THE SOLE PROPERTY OF
N.I.S.O.C./ FIELDS

PROJECT NAME: BINAK OILFIELD DEVELOPMENT/SUB-SURFACE WORK PACKAGES GENERAL

PROJECT NO.: 971020

EPC CONTRACTOR: HIRGAN ENERGY – DESIGN & INSPECTION COMPANIES

EPD/EPC CONTRACTOR (GC): PETROIRAN DEVELOPMENT COMPANY — PEDCO

BINAK OILFIELD DEVELOPMENT
SUB-SURFACE WORK PACKAGES
GENERAL

DATE	SCALE	DRAWING BY	CHECKED BY	PROJECT ENG.

(VENDOR TITLE BLOCK)**

DRAWING TITLE: AREA ELECTRICAL CABLE ROUTE & SECTION LAYOUT

NO CONSTRUCTION PERMITTED UNLESS DRAWING APPROVED

APPROVED FOR CONSTRUCTION BY: DATE:

SCALE	SIZE	DRAWING NO.	SHEET NO.	REV.	BUDGET REF.	LOCATION	SIZE	CLASS	SERIAL NO.	SHEET	REVISION
1:1000	A3	BK-GCS-PEDCO-120-EL-PY-0005	30 OF 31	D00	053-073-9184	F	2	P	709050	30 OF 31	D00

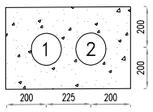

DUCT BANK-29

29

SECTION-29		
#	Cable Tag	O.D(mm)
1	PK-2201-LP-01	78.4
2	IG-2201-LP-02	24.5

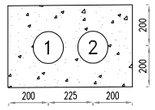

DUCT BANK-30

30

SECTION-30		
#	Cable Tag	O.D(mm)
1	PK-2201-LP-01	78.4
2	IG-2201-LP-02	24.5

NOTES

1- UNLESS OTHERWISE SPECIFIED ALL DIMENSIONS ARE IN MILLIMETERS.
2- SINGLE CORE CABLES SHALL BE LAID IN TREFOIL GROUPS WITH CLEAR SPACING BETWEEN THE TREFOILS. TREFOIL FORMATION SHALL BE USED FOR EACH PHASE GROUP OF SINGLE CORE CABLES.
3- ALL BURIED TRENCHES SHALL BE EQUIPPED WITH CABLE MARKER & BACK FILLED WITH FINE SAND.

LEGEND

REFERENCE DRAWING	DRG. No.
CABLE TRENCH AND DUCT BANK LAYOUT	BK-GCS-PEDCO-120-CV-PY-0002
CALCULATION NOTE FOR CABLE SIZING	BK-GCS-PEDCO-120-EL-CN-0003
ELECTRICAL POWER & CONTROL CABLE SCHEDULE	BK-GCS-PEDCO-120-EL-LJ-0002

KEY PLAN

REV.	DATE	P.O.I.S	PREP.	CHK.	APP.	AUT.
D00	JUL.2022	IFC	H.SHAKIBA	M.PAKMARIAN	M.MEHRSHAD	**.**

REV.	DESCRIPTION	CHECKED BY	CHECKED DATE	REV. APPR. BY	REV. APPR. DATE
***	**********	**.**	***.****	**.**	***.****

PROJECT NAME: BINAK OILFIELD DEVELOPMENT/SUB-SURFACE WORK PACKAGES GENERAL

PROJECT NO.: 971020

اصل و کلیه نسخ این نقشه و حق اقتباس متعلق به شرکت ملی مناطق نفت خیز جنوب میباشد.
THE ORIGINAL AND ALL COPIES OF THIS DRAWING TOGETHER WITH THE COPYRIGHT THEREIN ARE THE SOLE PROPERTY OF
N.I.S.O.C./ FIELDS

EPC CONTRACTOR: HIRGAN ENERGY – DESIGN & INSPECTION COMPANIES

EPD/EPC CONTRACTOR (GC): PEDCO — PETROIRAN DEVELOPMENT COMPANY

BINAK OILFIELD DEVELOPMENT
SUB-SURFACE WORK PACKAGES
GENERAL

DATE	SCALE	DRAWING BY	CHECKED BY	PROJECT ENG.

(VENDOR TITLE BLOCK)**

DRAWING TITLE: AREA ELECTRICAL CABLE ROUTE & SECTION LAYOUT

NO CONSTRUCTION PERMITTED UNLESS DRAWING APPROVED

APPROVED FOR CONSTRUCTION BY: DATE:

SCALE	SIZE	DRAWING NO.	SHEET NO.	REV.
1:1000	A3	BK-GCS-PEDCO-120-EL-PY-0005	31 OF 31	D00

BUDGET REF.	LOCATION	SIZE	CLASS	SERIAL NO.	SHEET	REVISION
053-073-9184	F	2	P	709050	31 OF 31	D00