
 NISOC	<p>نگهداشت و افزایش تولید میدان نفتی بینک سطح الارض</p> <p>احداث ردیف تراکم گاز در ایستگاه جمع آوری بینک</p>								
شماره پیمان: ۰۵۳ - ۰۷۳ - ۹۱۸۴	CALCULATION NOTE FOR UPS SYSTEM							شماره صفحه: ۱ از ۹	
	پروژه	بسته کاری	صادرکننده	تسهیلات	رشته	نوع مدرک	سریال		نسخه
	BK	GCS	PEDCO	120	EL	CN	0004	D03	

طرح نگهداشت و افزایش تولید ۲۷ مخزن

CALCULATION NOTE FOR UPS SYSTEM

نگهداشت و افزایش تولید میدان نفتی بینک



D03	JUL. 2022	IFA	H.Shakiba	M.Fakharian	M.Mehrshad	
D02	APR. 2022	IFA	H.Shakiba	M.Fakharian	M.Mehrshad	
D01	DEC. 2021	IFA	H.Shakiba	M.Fakharian	M.Mehrshad	
D00	NOV. 2021	IFC	H.Shakiba	M.Fakharian	M.Mehrshad	
Rev.	Date	Purpose of Issue/Status	Prepared by:	Checked by:	Approved by:	CLIENT Approval

Class:2

CLIENT Doc. Number: F0Z-709010

Status:



IDC: Inter-Discipline Check
 IFC: Issued For Comment
 IFA: Issued For Approval
 AFD: Approved For Design
 AFC: Approved For Construction
 AFP: Approved For Purchase
 AFQ: Approved For Quotation
 IFI: Issued For Information
 AB-R: As-Built for CLIENT Review
 AB-A: As-Built –Approved

 <p>NISOC</p>	<p>نگهداشت و افزایش تولید میدان نفتی بینک سطح الارض</p> <p>احداث ردیف تراکم گاز در ایستگاه جمع آوری بینک</p>																	
<p>شماره پیمان: ۰۵۳ - ۰۷۳ - ۹۱۸۴</p>	<p>CALCULATION NOTE FOR UPS SYSTEM</p> <table border="1"> <tr> <td>پروژه</td> <td>بسته کاری</td> <td>صادر کننده</td> <td>تسهیلات</td> <td>رشته</td> <td>نوع مدرک</td> <td>سریال</td> <td>نسخه</td> </tr> <tr> <td>BK</td> <td>GCS</td> <td>PEDCO</td> <td>120</td> <td>EL</td> <td>CN</td> <td>0004</td> <td>D03</td> </tr> </table>	پروژه	بسته کاری	صادر کننده	تسهیلات	رشته	نوع مدرک	سریال	نسخه	BK	GCS	PEDCO	120	EL	CN	0004	D03	<p>شماره صفحه: ۲ از ۹</p>
پروژه	بسته کاری	صادر کننده	تسهیلات	رشته	نوع مدرک	سریال	نسخه											
BK	GCS	PEDCO	120	EL	CN	0004	D03											

REVISION RECORD SHEET




PAGE	D00	D01	D02	D03	D04
1	X	X	X	X	
2	X	X	X	X	
3	X	X			
4	X	X			
5	X	X			
6	X	X	X	X	
7	X	X	X		
8	X	X	X	X	
9				X	
10					
11					
12					
13					
14					
15					
16					
17					
18					
19					
20					
21					
22					
23					
24					
25					
26					
27					
28					
29					
30					
31					
32					
33					
34					
35					
36					
37					
38					
39					
40					
41					
42					
43					
44					
45					
46					
47					
48					
49					
50					

PAGE	D00	D01	D02	D03	D04
51					
52					
53					
54					
55					
56					
57					
58					
59					
60					
61					
62					
63					
64					
65					
66					
67					
68					
69					
70					
71					
72					
73					
74					
75					
76					
77					
78					
79					
80					
81					
82					
83					
84					
85					
86					
87					
88					
89					
90					
91					
92					
93					
94					
95					
96					
97					
98					
99					
100					

 NISOC	<p>نگهداشت و افزایش تولید میدان نفتی بینک سطح الارض</p> <p>احداث ردیف تراکم گاز در ایستگاه جمع آوری بینک</p>								
شماره پیمان: ۰۵۳ - ۰۷۳ - ۹۱۸۴	CALCULATION NOTE FOR UPS SYSTEM							شماره صفحه : ۳ از ۹	
	پروژه	بسته کاری	صادرکننده	تسهیلات	رشته	نوع مدرک	سریال		نسخه
	BK	GCS	PEDCO	120	EL	CN	0004	D03	

CONTENTS

1.0	INTRODUCTION	4
2.0	GENERAL DEFINITION.....	4
3.0	SCOPE	5
4.0	NORMATIVE REFERENCES.....	5
4.1	CODES & STANDARDS	5
4.2	THE PROJECT REFERENCE DOCUMENTS.....	5
4.3	THE PROJECT DOCUMENTS.....	5
4.4	ENVIRONMENTAL DATA.....	5
4.5	LANGUAGE & SYSTEM OF UNITS	5
5.0	DESIGN BASIS	6
6.0	UPS SIZING.....	7
6.1	AC LOAD PROFILE	7
6.2	BATTERY SIZING CALCULATION.....	8
6.3	UPS BATTERY CHARGER CALCULATION	8
7.0	CONCLUSION.....	8
8.0	ATTACHMENTS	9

 NISOC	نگهداشت و افزایش تولید میدان نفتی بینک سطح الارض احداث ردیف تراکم گاز در ایستگاه جمع آوری بینک							 شرکت توسعه و ترابریان 	
شماره پیمان: ۰۵۳ - ۰۷۳ - ۹۱۸۴	CALCULATION NOTE FOR UPS SYSTEM							شماره صفحه : ۴ از ۹	
	پروژه	بسته کاری	صادر کننده	تسهیلات	رشته	نوع مدرک	سریال		نسخه
	BK	GCS	PEDCO	120	EL	CN	0004	D03	

1.0 INTRODUCTION

Binak oilfield in Bushehr province is a part of the southern oilfields of Iran, is located 20 km northwest of Genaveh city.



With the aim of increasing production of oil from Binak oilfield, an EPC/EPD Project has been defined by NIOC/NISOC and awarded to Petro Iran Development Company (PEDCO). Also PEDCO (as General Contractor) has assigned the EPC-packages of the Project to "Hirgan Energy - Design and Inspection" JV.

As a part of the Project, a New Gas Compressor Station (adjacent to existing Binak GCS) shall be constructed to gather of 15 MMSCFD (approx.) associated gases and compress & transfer them to Siahmakan GIS.

2.0 GENERAL DEFINITION

The following terms shall be used in this document.

CLIENT:	National Iranian South Oilfields Client (NISOC)
PROJECT:	Binak Oilfield Development – Surface Facilities; New Gas Compressor Station
EPD/EPC CONTRACTOR (GC):	Petro Iran Development Company (PEDCO)
EPC CONTRACTOR:	Joint Venture of : Hirgan Energy – Design & Inspection (D&I) Companies
VENDOR:	The firm or person who will fabricate the equipment or Material. (Vendor Shall Be From AVL)
EXECUTOR:	Executor is the party which carries out all or part of construction and/or commissioning for the project.
THIRD PARTY INSPECTOR (TPI):	The firm appointed by EPD/EPC Contractor (GC) and approved by Client (in writing) for the Inspection of goods.
SHALL:	Is used where a provision is mandatory.
SHOULD:	Is used where a provision is advisory only.
WILL:	Is normally used in connection with the action by CLIENT rather than by an EPC/EPD Contractor, Supplier or Vendor.
MAY:	Is used where a provision is completely discretionary.

 NISOC	<p>نگهداشت و افزایش تولید میدان نفتی بینک سطح الارض</p> <p>احداث ردیف تراکم گاز در ایستگاه جمع آوری بینک</p>								
شماره پیمان: ۰۵۳ - ۰۷۳ - ۹۱۸۴	CALCULATION NOTE FOR UPS SYSTEM							شماره صفحه : ۵ از ۹	
	پروژه	بسته کاری	صادرکننده	تسهیلات	رشته	نوع مدرک	سریال		نسخه
	BK	GCS	PEDCO	120	EL	CN	0004	D03	

3.0 SCOPE

This specification describes the practices that shall be employed and the Standards that will be required to be met for the UPS sizing of the required AC power for Instrument and telecomm system.

4.0 NORMATIVE REFERENCES

4.1 Codes & Standards

- IPS-M-EL-176(2) Material & Equipment Standard for Uninterruptible Power Supply System (UPS)
- IPS-E-EL-100 Engineering Standard For Electrical System Design (Industrial And Non-Industrial)

4.2 The Project Reference Documents

- IEC 62040-3 Uninterruptible power systems-methods of specifying the performance and test requirements
- IEC 60146 Semiconductor Converters
- IEC 60529 Classification of degrees of protection provided by enclosures
- IEEE 1115 Recommended practice for sizing Nickel-Cadmium batteries for stationary applications

4.3 The Project Documents



- BK-GNRAL-PEDCO-000-PR-DB-0001 Process Basis Of Design
- BK-GNRAL-PEDCO-000-EL-DC-0001 Electrical System Design Criteria
- BK-GNRAL-PEDCO-000-EL-SP-0003 Specification For UPS System
- BK-GCS-PEDCO-120-IN-LI-0007 I&C Power Consumption

4.4 Environmental Data

Refer to " Process Basis Of Design; Doc. No. BK-GNRAL-PEDCO-000-PR-DB-0001".

4.5 Language & System of Units

All documentation, drawings, data, etc. furnished by the manufacturer shall be in English. SI metric system of measurement shall be used except for pipe and pipe fitting sizes, flange ratings

 NISOC	نگهداشت و افزایش تولید میدان نفتی بینک سطح الارض احداث ردیف تراکم گاز در ایستگاه جمع آوری بینک								
شماره پیمان: ۰۵۳ - ۰۷۳ - ۹۱۸۴	CALCULATION NOTE FOR UPS SYSTEM							شماره صفحه : ۶ از ۹	
	پروژه	بسته کاری	صادر کننده	تسهیلات	رشته	نوع مدرک	سریال		نسخه
	BK	GCS	PEDCO	120	EL	CN	0004	D03	

and nozzle dimensions in which inch will be used.

5.0 Design Basis





Assumptions for Battery Sizing for AC UPS

Input AC Voltage	400VAC (3Ph)
Input AC Voltage frequency	50Hz \pm 5%
AC System Nominal Voltage	110 VAC \pm 1%
AC System Voltage Limits	104.50 VAC ~ 134.20 VAC
Overall Aging Factor	1.1
Design Margin Factor	1.1
Battery Backup Time	2 hours
Battery Configuration	2 x 100%
Battery Rate	M rate
Max. Temperature	52 °c
Min. Temperature	5 °c
Design Temperature	+ 20 °c
Power Factor	0.85
Inverter Efficiency	0.9
DC Link Voltage (*)	By Vendor
Min. System Voltage (%)	10 %
Max. System Voltage (%)	+ 21 %
Charger Configuration	2 x 100%
Battery Type	Ni-Cd (SBM)
Nominal Cell Voltage	1.2 V/Cell
Battery Float Voltage	1.4 V/Cell
Battery Boost Voltage	1.44 V/Cell
Battery End Voltage	1.136 V/Cell
Battery Equalize Voltage	1.45 ~ 1.55 V Cell
Battery Initial Voltage	1.65~1.75 V Cell
Battery Cell Number	92 Cells Each Bank

(*) Shall be guarantee by vendor for 25 year battery life time

(**) To be finalized by vendor.

 NISOC	<p>نگهداشت و افزایش تولید میدان نفتی بینک سطح الارض</p> <p>احداث ردیف تراکم گاز در ایستگاه جمع آوری بینک</p>								
شماره پیمان: ۰۵۳ - ۰۷۳ - ۹۱۸۴	CALCULATION NOTE FOR UPS SYSTEM							شماره صفحه : ۷ از ۹	
	پروژه	بسته کاری	صادرکننده	تسهیلات	رشته	نوع مدرک	سریال		نسخه
	BK	GCS	PEDCO	120	EL	CN	0004	D03	

6.0 UPS SIZING

The total required AC power for control and telecomm system which shall be supplied by UPS system in Binak oilfield in Bushehr province is calculated according to the following data. The output rating of UPS should be 110 VAC.

6.1 AC LOAD PROFILE

According to I&C Power Consumption Summary Doc No "BK-GCS-PEDCO-120-IN-LI-0007-", total required AC power for control system has been shown in table (1):

Table (1): AC Load Consumption of instrument & control systems

DESCRIPTION	TOTAL POWER (KW)
Total Power Consumption	20.3

According to MOM, this power demand by Considering 1.2 spare capacity in electrical will be:

Total continuous load (KW): $20.3 \times 1.2 = 24.36$ kw.

By considering power factor 0.85, output apparent power will be:

$S=28.7$ kva

This consumption is provided by the normal AC supply source through rectifier. Battery does not interfere in normal operating condition. When normal AC supply source fails, then the UPS makes use of its battery to provide the power to loads.

Figure (1) shows the AC load profile for UPS system.

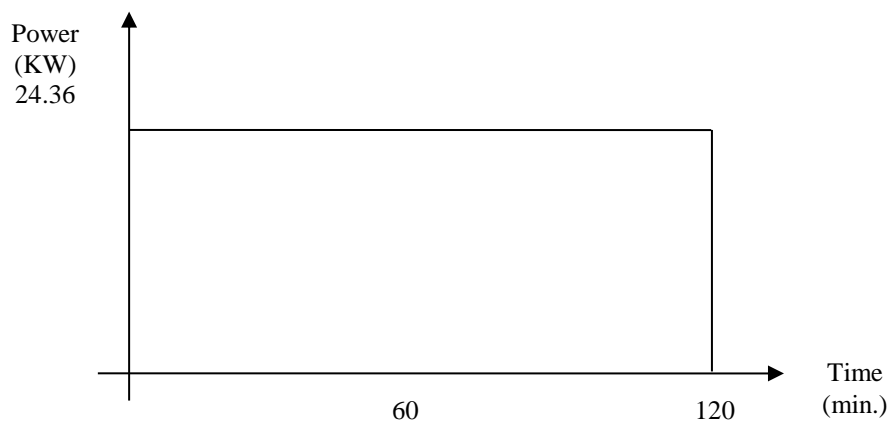




Figure (1): AC Load Profile

 NISOC	<p>نگهداشت و افزایش تولید میدان نفتی بینک سطح الارض</p> <p>احداث ردیف تراکم گاز در ایستگاه جمع آوری بینک</p>								
شماره پیمان: ۰۵۳ - ۰۷۳ - ۹۱۸۴	CALCULATION NOTE FOR UPS SYSTEM							شماره صفحه : ۸ از ۹	
	پروژه	بسته کاری	صادرکننده	تسهیلات	رشته	نوع مدرک	سریال		نسخه
	BK	GCS	PEDCO	120	EL	CN	0004	D03	

6.2 Battery Sizing Calculation

Regarding to the specification for UPS System, the size of battery has been calculated at 100% capacity for each battery bank. Based on IEEE 1115 battery sizing are as follows:

Selected Batteries acc to Attachment-1: SAFT Software Calculation report is 92-Cell SBM866

6.3 UPS BATTERY CHARGER CALCULATION

Based on IPS-M-EL-174(2) standard, the station battery charger should be sized in accordance with the following formulas;

$$N = \frac{V_{DC\ nominal}}{V_{Cell\ nominal}} \quad \text{Formula (1)}$$

$$N = \frac{110\ V}{1.2\ V/Cell} \cong 92\ Cells$$

$$I_{DC\ Inverter} = \frac{S_{out} \times P_f}{V_{DC\ min} \times \eta} \quad \text{Formula (2)}$$

η = Efficiency of Inverter

$$I_{DC\ Inverter} = \frac{28700 \times 0.85}{92 \times 1.136 \times 0.9} = 260\ A$$

$$I_{Charger} = I_{DC\ Inverter} + 0.2 \times C_s \quad \text{Formula (3)}$$

I_{Ch} = Charger Required Current

N = Number of Cells (Each battery Bank)

C_s = Battery Capacity (Ah)

$$I_{Ch} = 260 + 0.2 \times 866 = 433.2\ A$$



7.0 CONCLUSION



The final result of battery / charger systems is calculated as follows:

Number of battery cells : 2×92

Cell Battery Ah : $2 \times 92 \times 866\ Ah$

Charger rated current : $2 \times 434\ A$

Note: The final sizes of UPS, battery Ah and quantity of cells shall be recalculated by vendor according to the final data. In addition vendor shall consider the minimum voltage 93V for UPS system.

	<p>نگهداشت و افزایش تولید میدان نفتی بینک سطح الارض</p> <p>احداث ردیف تراکم گاز در ایستگاه جمع آوری بینک</p>								
شماره پیمان: ۰۵۳ - ۰۷۳ - ۹۱۸۴	CALCULATION NOTE FOR UPS SYSTEM							شماره صفحه : ۹ از ۹	
	پروژه	بسته کاری	صادرکننده	تسهیلات	رشته	نوع مدرک	سریال		نسخه
	BK	GCS	PEDCO	120	EL	CN	0004	D03	

8.0 ATTACHMENTS

ATTACHMENT A- Native file of 110 VAC Calculation

ATTACHMENT B- I&C Power Consumption Summary

ATTACHMENT 1- Catalogue

ATTACHMENT 2- Battery & Stand Sizing Report for 110 VAC

ATTACHMENT 3- Battery Stand proposal for 110 VAC (92xSBM866+EQ-1US-ST_2)

ATTACHMENT 4- Battery Stand proposal for 110 VAC (92xSBM866+EQ-2US-ST_2)

D03