


 <p>NISOC</p>	<p>نگهداشت و افزایش تولید میدان نفتی بینک سطح الارض</p> <p>احداث ردیف تراکم گاز در ایستگاه جمع آوری بینک</p>																	
<p>شماره پیمان: 053 - 073 - 9184</p>	<p>PMR FOR LEVEL GAUGE</p> <table border="1"> <tr> <td>پروژه</td> <td>بسته کاری</td> <td>صادر کننده</td> <td>تسهیلات</td> <td>رشته</td> <td>نوع مدرک</td> <td>سریال</td> <td>نسخه</td> </tr> <tr> <td>BK</td> <td>GCS</td> <td>PEDCO</td> <td>120</td> <td>IN</td> <td>MR</td> <td>0015</td> <td>D00</td> </tr> </table>	پروژه	بسته کاری	صادر کننده	تسهیلات	رشته	نوع مدرک	سریال	نسخه	BK	GCS	PEDCO	120	IN	MR	0015	D00	<p>شماره صفحه : 2 از 19</p>
پروژه	بسته کاری	صادر کننده	تسهیلات	رشته	نوع مدرک	سریال	نسخه											
BK	GCS	PEDCO	120	IN	MR	0015	D00											

REVISION RECORD SHEET



PAGE	D00	D01	D02	D03	D04
1	X				
2	X				
3	X				
4	X				
5	X				
6	X				
7	X				
8	X				
9	X				
10	X				
11	X				
12	X				
13	X				
14	X				
15	X				
16	X				
17	X				
18	X				
19	X				
20					
21					
22					
23					
24					
25					
26					
27					
28					
29					
30					
31					
32					
33					
34					
35					
36					
37					
38					
39					
40					
41					
42					
43					
44					
45					
46					
47					
48					
49					
50					
51					
52					
53					
54					
55					
56					
57					
58					
59					
60					
61					
62					
63					
64					
65					

PAGE	D00	D01	D02	D03	D04
66					
67					
68					
69					
70					
71					
72					
73					
74					
75					
76					
77					
78					
79					
80					
81					
82					
83					
84					
85					
86					
87					
88					
89					
90					
91					
92					
93					
94					
95					
96					
97					
98					
99					
100					
101					
102					
103					
104					
105					
106					
107					
108					
109					
110					
111					
112					
113					
114					
115					
116					
117					
118					
119					
120					
121					
122					
123					
124					
125					
126					
127					
128					
129					
130					

 NISOC	<p>نگهداشت و افزایش تولید میدان نفتی بینک سطح الارض</p> <p>احداث ردیف تراکم گاز در ایستگاه جمع آوری بینک</p>								
شماره پیمان: 053 – 073 – 9184	PMR FOR LEVEL GAUGE							شماره صفحه : 3 از 19	
	پروژه	بسته کاری	صادر کننده	تسهیلات	رشته	نوع مدرک	سریال		نسخه
	BK	GCS	PEDCO	120	IN	MR	0015		D00

CONTENTS

1.0	INTRODUCTION	4
2.0	GENERAL	5
3.0	REFERENCE / ATTACHED DOCUMENTS	6
4.0	SUBJECT OF THE SUPPLY	6
5.0	LIMITS OF SUPPLY.....	7
5.1	SCOPE OF SUPPLY	7
5.2	EXCLUSIONS	8
5.3	BATTERY LIMITS	8
6.0	INSPECTION AND TESTS	8
7.0	VENDOR DOCUMENTATION REQUIREMENTS & SCHEDULE.....	8
8.0	UNIT RESPONSIBILITY	9
9.0	GUARANTEE AND WARRANTY	9
10.0	DEVIATION	10
11.0	PRICE BREAKDOWN.....	10
ATTACHMENT 1	11	
11.1	LIST OF REFERENCE / APPLICABLE DOCUMENTS.....	11
ATTACHMENT 2	13	
11.2	VENDOR DOCUMENTS MIN. REQUIREMENT	13
ATTACHMENT 3	18	
11.3	DEVIATIONS / EXCEPTIONS TO JOB SPECIFICATION	18
ATTACHMENT 4	19	
11.4	ALTERNATIVES TO JOB SPECIFICATION	19

 NISOC	<p>نگهداشت و افزایش تولید میدان نفتی بینک سطح الارض</p> <p>احداث ردیف تراکم گاز در ایستگاه جمع آوری بینک</p>								
شماره پیمان: 053 – 073 – 9184	PMR FOR LEVEL GAUGE							شماره صفحه : 4 از 19	
	پروژه	بسته کاری	صادرکننده	تسهیلات	رشته	نوع مدرک	سریال		نسخه
	BK	GCS	PEDCO	120	IN	MR	0015		D00

1.0 INTRODUCTION

Binak oilfield in Bushehr province is a part of the southern oilfields of Iran, is located 20 km northwest of Genaveh city.




With the aim of increasing production of oil from Binak oilfield, an EPC/EPD Project has been defined by NIOC/NISOC and awarded to Petro Iran Development Company (PEDCO). Also PEDCO (as General Contractor) has assigned the EPC-packages of the Project to "Hirgan Energy - Design and Inspection" JV.

As a part of the Project, a New Gas Compressor Station (adjacent to existing Binak GCS) shall be constructed to gather of 15 MMSCFD (approx.) associated gases and compress & transfer them to Siahmakan GIS.

GENERAL DEFINITION

The following terms shall be used in this document.

CLIENT:	National Iranian South Oilfields Company (NISOC)
PROJECT:	Binak Oilfield Development – Surface Facilities; New Gas Compressor Station
EPD/EPC CONTRACTOR (GC):	Petro Iran Development Company (PEDCO)
EPC CONTRACTOR:	Joint Venture of : Hirgan Energy – Design & Inspection (D&I) Companies
VENDOR:	The Firm or Person Who Will Fabricate The Equipment or Material.
EXECUTOR:	Executor is The Party Which Carries Out All or Part of Construction and/or Commissioning for The Project.
THIRD PARTY INSPECTOR (TPI):	The firm appointed by EPD/EPC CONTRACTOR (GC) and approved by CLIENT (in writing) for the inspection of goods.
SHALL:	Is Used Where a Provision Is Mandatory.
SHOULD:	Is Used Where a Provision Is Advisory Only.
WILL:	Is normally used in connection with the action by CLIENT rather than by an EPC/EPD CONTRACTOR, supplier or VENDOR.
MAY:	Is used Where a Provision Is Completely Discretionary.

 NISOC	<p>نگهداشت و افزایش تولید میدان نفتی بینک سطح الارض</p> <p>احداث ردیف تراکم گاز در ایستگاه جمع آوری بینک</p>							 شرکت توسعه و پارس 	
شماره پیمان: 053 – 073 – 9184	PMR FOR LEVEL GAUGE							شماره صفحه : 5 از 19	
	پروژه	بسته کاری	صادر کننده	تسهیلات	رشته	نوع مدرک	سریال		نسخه
	BK	GCS	PEDCO	120	IN	MR	0015		D00



2.0 GENERAL

This document presents the item material requisitions for Contractor's use as appropriate.

This material requisition covers the requirements for the design, manufacturing, testing and supply of Level Gauge as listed below. All equipment/devices/items shall conform to this requisition and all specifications which have been mentioned in attachment 1 of this material requisition.

The vendor's supply shall include:

No.	Item	Description	Total QTY.
1	LG-2111	Reflex Type, Connection: 2× 2", 300# RF side, C to C: 2750	1
2	LG-2112	Reflex Type, Connection: 2× 2", 300# RF side, C to C: 3400	1
3	LG-2114	Reflex Type, Connection: 2× 2", 300# RF side, C to C: 11000	1
4	LG-2115	Reflex Type, Connection: 2× 2", 300# RF side, C to C: 750	1
5	LG-2116	Reflex Type, Connection: 2× 2", 300# RF side, C to C: 330	1
6	LG-2121A	Reflex Type, Connection: 2× 2", 300# RF side, C to C: 650	1
7	LG-2121B	Reflex Type, Connection: 2× 2", 300# RF side, C to C: 650	1
8	LG-2121C	Reflex Type, Connection: 2× 2", 300# RF side, C to C: 650	1
9	LG-2131A	Reflex Type, Connection: 2× 2", 300# RF side, C to C: 650	1
10	LG-2131B	Reflex Type, Connection: 2× 2", 300# RF side, C to C: 650	1
11	LG-2131C	Reflex Type, Connection: 2× 2", 300# RF side, C to C: 650	1
12	LG-2141	Reflex Type, Connection: 2× 2", 300# RF side, C to C: 650	1
13	LG-2162	Reflex Type, Connection: 2× 2", 300# RF side, C to C: 3900	1
14	LG-2201	Reflex Type, Connection: 2× 2", 300# RF side, C to C: 300	1
15	LG-2211	Reflex Type, Connection: 2× 2", 300# RF side, C to C: 300	1
16	LG-2221	Reflex Type, Connection: 2× 2", 300# RF side, C to C: 2150	1
17	LG-2251	Reflex Type, Connection: 2× 2", 300# RF side, C to C: 500	1
18	LG-2271	Reflex Type, Connection: 2× 2", 300# RF side, C to C: 600	1
19	LG-2281	Reflex Type, Connection: 2× 2", 300# RF side, C to C: 1900	1
20	LG-2301	Float and Cable Level Gauge, Connection: 4" , Cable length: 11500 mm	1

 NISOC	<p>نگهداشت و افزایش تولید میدان نفتی بینک سطح الارض</p> <p>احداث ردیف تراکم گاز در ایستگاه جمع آوری بینک</p>								
شماره پیمان: 053 – 073 – 9184	PMR FOR LEVEL GAUGE							شماره صفحه : 6 از 19	
	پروژه	بسته کاری	صادر کننده	تسهیلات	رشته	نوع مدرک	سریال		نسخه
	BK	GCS	PEDCO	120	IN	MR	0015		D00

No.	Item	Description	Total QTY.
21	LG-2302	Float and Cable Level Gauge, Connection: 4", Cable length: 11500 mm	1

3.0 REFERENCE / ATTACHED DOCUMENTS

- Specified documents in attachment 1 shall be considered as a part of this material Requisition.
- All codes and standards which have been referenced in above mentioned specs shall be considered.
- In case of any conflict between the contents of this document or any discrepancy between this document and other project documents or reference standards, this issue must be reported to the CLIENT. The final decision in this situation will be made by CLIENT.
- Deviations

Any exceptions/clarifications to codes/standards and specifications listed in attachment 1 must be clearly stated in a separate dedicated section of the proposal in the format submitted in attachment 3.

The proposed deviations/comments list shall include as minimum:

- Reference for the involved specification, chapter and paragraph.
- Technical justification for the non-compliance.
- Detailed description of the proposed alternative.



If no exceptions or clarifications exist, either for the complete referenced document or an individual paragraph, the supplier shall be considered to be in full compliance with the relevant document.

The supplier may propose materials of equivalent or better quality compared to those indicated in the equipment data sheet. Even these cases shall be duly included/technically supported in the deviations/clarifications list.

4.0 SUBJECT OF THE SUPPLY

The supplier shall supply Level Gauge. The scope of supply is detailed at part 5. The supplier shall include in the supply, all other equipment/devices/items not listed in part 2, but necessary for a good design and a safe operation, taking into account process data and installation conditions such as area classification and climatic conditions.

The grade of shop assembly of the equipment/devices/items supplied shall be at maximum extent to facilitate site erection and pre-commissioning activities.

 NISOC	<p>نگهداشت و افزایش تولید میدان نفتی بینک سطح الارض</p> <p>احداث ردیف تراکم گاز در ایستگاه جمع آوری بینک</p>								
شماره پیمان: 053 – 073 – 9184	PMR FOR LEVEL GAUGE								شماره صفحه : 7 از 19
	پروژه	بسته کاری	صادرکننده	تسهیلات	رشته	نوع مدرک	سریال	نسخه	
	BK	GCS	PEDCO	120	IN	MR	0015	D00	

5.0 LIMITS OF SUPPLY

5.1 SCOPE OF SUPPLY

5.1.1 MAIN DESCRIPTION

The scope of supply includes 21 Nos. Level Gauge Main feature are as below:



- Level Gauges
- Painting and coating(if required)

The supplier shall assume overall responsibility for the design, manufacture, assembly, test and performance of all equipment/devices/items supplied as indicated in this requisition. This shall include, but not be limited to:

- Resolve engineering issues relating to equipment/devices/items within the scope of supply.
- Provide detailed design and documentation of all equipment/devices/items and components within the scope of supply in accordance with attachment 2 of this document.
- Provide all necessary information documents in order to allow the contractor to erect, install and verify the proposed equipment/devices/items.
- Implement a quality assurance plan
- The quality plan applied to the scope of supply shall include:
 - QA/QC Organization Chart and procedures that shall be submitted for approval.
 - Plan for HOLD points in the production process proposed to CLIENT/EPC CONTRACTOR for witness or approval particular activities.
 - Production schedule indicating main quality manufacturing processes, inspection and tests.
 - Qualification of all personnel performing tests to be reviewed by the inspector
 - Vendor shall also provide the description of the following quality activities:
 - o Sub vendors' products quality
 - o Quality check and identification of the materials and equipment entering in their manufacturing shop.
- Calibration of test instruments and equipment
- Provide detailed specifications and data sheets.

5.1.2 SPARE PARTS

- The Vendor shall provide certain quantities of consumable for the installation, pre-commissioning, commissioning, start-up and up to the end of the guarantee period.

 NISOC	<p>نگهداشت و افزایش تولید میدان نفتی بینک سطح الارض</p> <p>احداث ردیف تراکم گاز در ایستگاه جمع آوری بینک</p>								
شماره پیمان: 053 – 073 – 9184	PMR FOR LEVEL GAUGE							شماره صفحه : 8 از 19	
	پروژه	بسته کاری	صادر کننده	تسهیلات	رشته	نوع مدرک	سریال		نسخه
	BK	GCS	PEDCO	120	IN	MR	0015	D00	

- The quantities shall be estimated by Vendor and shall be based upon the Vendor's experience. The following two periods shall be taken into account:
 - Pre-commissioning and commissioning period where the consumption of consumable is greater
 - Normal use of the System
- The VENDOR shall provide lists of recommended spare parts, which shall include the original part numbers with prices for commissioning, start-up and two years operation. All spare parts shall be identified individually.
- Spare parts for commissioning and start-up; a qualified and complete list based on PROJECT SPARE PART SUPPLY PROCEDURE (Doc. No. E&C-QC-SP-1).
- Spare parts for two years operation; a qualified and complete list based on PROJECT SPARE PART SUPPLY PROCEDURE (Doc. No. E&C-QC-SP-1).
- The VENDOR shall be able to provide spares back up and support for the plant life of at least 20 years.
- SPIR form shall be approved by CLIENT prior to procurement.

5.1.3 OTHER ITEMS

- Name plate

5.2 EXCLUSIONS

No exclusion is applicable.

5.3 BATTERY LIMITS

No battery limit is applicable.

6.0 INSPECTION AND TESTS



The equipment shall be inspected and tested in accordance with the quality control plan issued by the vendor and approved by the CLIENT/EPC CONTRACTOR before the award of the order. The QC plan shall at least be according to the Commodity Procurement and Manufacturing Inspection Instruction (Doc.s No.s E&C-QC-INSP-1, ICE-EID-MI-SP01) and data sheets (if any).

The supplier shall in any case conduct all the tests required by contractual documents, specifications, codes and standards, manufacturer standard quality system and keep the relevant documentation.

7.0 VENDOR DOCUMENTATION REQUIREMENTS & SCHEDULE

Vendor document shall be according to attachment 2 of this document.

All documents, preliminary or final, are to be stamped and signed by the supplier.

 NISOC	<p>نگهداشت و افزایش تولید میدان نفتی بینک سطح الارض</p> <p>احداث ردیف تراکم گاز در ایستگاه جمع آوری بینک</p>								
شماره پیمان: 053 – 073 – 9184	PMR FOR LEVEL GAUGE							شماره صفحه : 9 از 19	
	پروژه	بسته کاری	صادر کننده	تسهیلات	رشته	نوع مدرک	سریال		نسخه
	BK	GCS	PEDCO	120	IN	MR	0015	D00	

Failure in dispatch of the required documents shall cause the supply to be considered as unfulfilled.

PURCHASER's approval does not relieve vendor, in any way, from his obligation to fulfill the requirements of the purchase order documents.

All vendor drawings and documents shall be in English language.

All drawings and documents are to be identified as per clause 1 **“GENERAL DEFINITION”**

8.0 UNIT RESPONSIBILITY

VENDOR shall be responsible for the design, engineering, co-ordination, supply, delivery, and testing, final check-out, training and satisfactory operation of the equipment/devices/items. The engineering coordination also includes responsibility for handing and expediting drawings.

Also VENDOR shall be responsible for ensuring that all relevant information and documentation is passed on the sub-vendors.

9.0 GUARANTEE AND WARRANTY

All material and Equipment/Devices/Items in VENDOR's scope of work/supply shall be guaranteed by VENDOR.

The guarantee period shall be eighteen (18) months from the date of delivery or twelve (12) months from the installation date of each equipment/packages at site



VENDOR shall guarantee the performance of supplied items (if any).

VENDOR shall guarantee that the Equipment/Device/Item is suitable for the operating conditions herein specified, and that all materials and components are free from any defects; verifications of all calculations are in VENDOR's responsibility.

VENDOR shall unconditionally guarantee the materials and workmanship of all material and/or services. If, within the guarantee period, any defects occur which are due to faulty material and/or services included in his scope (design, manufacturing, inspection, testing, supply & etc.), VENDOR shall, at his own expense, repair or adjust the condition, or replace the material and/or services to the complete satisfaction of CLIENT's representative. These repairs, replacement or adjustments shall be made only at such time as will be least detrimental to the operation of the CLIENT's business.

VENDOR warrants promptly repairing or replacing the defective parts in the warranty period.

Vendor shall ensure a correct and safe operation of the unit, providing all safety protection Devices.

	<p>نگهداشت و افزایش تولید میدان نفتی بینک سطح الارض</p> <p>احداث ردیف تراکم گاز در ایستگاه جمع آوری بینک</p>							
شماره پیمان: 053 – 073 – 9184	PMR FOR LEVEL GAUGE							شماره صفحه : 10 از 19
	پروژه	بسته کاری	صادر کننده	تسهیلات	رشته	نوع مدرک	سریال	
	BK	GCS	PEDCO	120	IN	MR	0015	D00

Vendor shall be responsible for the safe, reliable, continuous functioning of the Equipment/Devices/Items.

VENDOR is fully responsible for the design of package for correct and safe operation based on project requirement during package life time; therefore, VENDOR shall specify any documents/specifications which may be required for design, manufacture and finalizing of Equipment/Devices/Items to avoid any problems during the package operation at site before P.O; otherwise, VENDOR shall be hold responsible for any corresponding deviation from expectations from the Equipment/Devices/Items.

10.0 DEVIATION



VENDOR's proposal shall be prepared in strict compliance with the requirements set forth in the relevant specifications of tender documents.

VENDOR shall include in his proposal the statement of compliance with the tender documents should VENDOR wish to submit exception to the requirements of tender documents. They shall be submitted for CLIENT/EPC CONTRACTOR's approval.

11.0 PRICE BREAKDOWN

Breakdown price of following items shall be included in the proposal, as well as total price.



- 1) Material and Fabrication for each Section Separately
- 2) Pre-commissioning & commissioning spare parts (E&C-QC-SP-1)
- 3) 2 years' operational spare parts (E&C-QC-SP-1)
- 4) Packing & transportation
- 5) Other fee (if any)

 NISOC	<p>نگهداشت و افزایش تولید میدان نفتی بینک سطح الارض</p> <p>احداث ردیف تراکم گاز در ایستگاه جمع آوری بینک</p>								
شماره پیمان: 053 – 073 – 9184	PMR FOR LEVEL GAUGE							شماره صفحه : 11 از 19	
	پروژه	بسته کاری	صادر کننده	تسهیلات	رشته	نوع مدرک	سریال		نسخه
	BK	GCS	PEDCO	120	IN	MR	0015		D00

ATTACHMENT 1



11.1 LIST OF REFERENCE / APPLICABLE DOCUMENTS

No.	Document No.	Document Title	REV.	Status
Instrument				
1	BK-GNRL-PEDCO-000-IN-SP-0001	Specification For Instrumentation	D04	IFA
2	BK-GCS-PEDCO-120-IN-DT-0003	Data Sheets For Level Gauge	D00	IFC
3	BK-GCS-PEDCO-120-IN-DG-0002	Instrument Hook-up Diagram	D01	IFA
4	BK-GCS-PEDCO-120-IN-DC-0002	Instrument & Control System Design Criteria	D01	IFA
Safety				
5	BK-GCS-PEDCO-120-SA-PI-0001	P&ID - Fire Water Network	D01	IFA
Piping				
6	BK-GCS-PEDCO-120-PI-SP-0001	Piping Material Specification	D01	IFA
Process				
7	BK-GCS-PEDCO-120-PR-PI-0001	Symbol & Legend For PFD and P&ID	D02	IFA
8	BK-GCS-PEDCO-120-PR-PI-0002	P&ID - Gas Compression Inlet Gas Pipeline (Binak)	D03	IFA
9	BK-GCS-PEDCO-120-PR-PI-0003	P&ID - Gas Compression Inlet Gas Pipeline (Golkhari)	D03	IFA
10	BK-GCS-PEDCO-120-PR-PI-0004	P&ID - Slug Catcher System	D03	IFA
11	BK-GCS-PEDCO-120-PR-PI-0005	P&ID - Gas Compression Inlet Knock Out Drum	D03	IFA
12	BK-GCS-PEDCO-120-PR-PI-0006	P&ID - 1st Stage Gas Compression Suction Drums	D03	IFA
13	BK-GCS-PEDCO-120-PR-PI-0007	P&ID - 1st Stage Gas Compression Compressors	D03	IFA
14	BK-GCS-PEDCO-120-PR-PI-0008	P&ID - 1st Stage Gas Compression Air Coolers	D03	IFA
15	BK-GCS-PEDCO-120-PR-PI-0009	P&ID - 2nd Stage Gas Compression Suction Drums	D03	IFA
16	BK-GCS-PEDCO-120-PR-PI-0010	P&ID - 2nd Stage Gas Compression Compressors	D03	IFA
17	BK-GCS-PEDCO-120-PR-PI-0011	P&ID - 2nd Stage Gas Compression Air Coolers	D03	IFA
18	BK-GCS-PEDCO-120-PR-PI-0012	P&ID - 2nd Stage Gas Compression Discharge Drum	D03	IFA
19	BK-GCS-PEDCO-120-PR-PI-0013	P&ID - Gas Compression Dehydration Package	D03	IFA
20	BK-GCS-PEDCO-120-PR-PI-0014	P&ID - Lean Glycol Storage Tank	D03	IFA

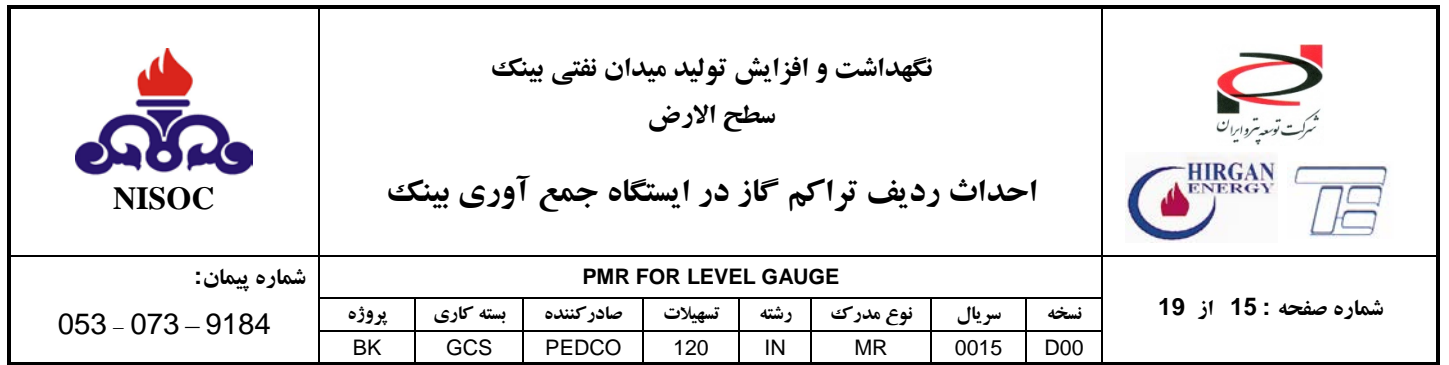
	<p>نگهداشت و افزایش تولید میدان نفتی بینک سطح الارض</p> <p>احداث ردیف تراکم گاز در ایستگاه جمع آوری بینک</p>								
شماره پیمان: 053 – 073 – 9184	PMR FOR LEVEL GAUGE							شماره صفحه : 12 از 19	
	پروژه	بسته کاری	صادرکننده	تسهیلات	رشته	نوع مدرک	سریال		نسخه
	BK	GCS	PEDCO	120	IN	MR	0015		D00

No.	Document No.	Document Title	REV.	Status
21	BK-GCS-PEDCO-120-PR-PI-0015	P&ID - Instrument & Plant Air System	D03	IFA
22	BK-GCS-PEDCO-120-PR-PI-0016	P&ID - Nitrogen Generation System	D03	IFA
23	BK-GCS-PEDCO-120-PR-PI-0017	P&ID - Close Drain System	D03	IFA
24	BK-GCS-PEDCO-120-PR-PI-0018	P&ID - Corrosion Inhibitor Package	D03	IFA
25	BK-GCS-PEDCO-120-PR-PI-0019	P&ID - Methanol Injection Package	D03	IFA
26	BK-GCS-PEDCO-120-PR-PI-0020	P&ID - LP Flare System	D03	IFA
27	BK-GCS-PEDCO-120-PR-PI-0021	P&ID - Oily Water Sewer	D03	IFA
28	BK-GCS-PEDCO-120-PR-PI-0022	P&ID - Fuel Gas System	D03	IFA
29	BK-GCS-PEDCO-120-PR-PI-0023	P&ID - Diesel Oil System	D03	IFA
30	BK-GCS-PEDCO-120-PR-PI-0024	P&ID - Potable Water System	D03	IFA
31	BK-GCS-PEDCO-120-PR-PI-0025	P&ID - Glycol Sump Drum	D03	IFA
32	BK-GNRAL-PEDCO-000-PR-DC-0001	Process Design Criteria	D02	AFD
33	BK-GNRAL-PEDCO-000-PR-DB-0001	Process Basis Of Design	D07	IFA
General				
32	ICE-EID-MI-SP01-Rev01	دستورالعمل بازرسی خرید و ساخت کالا	-	-
33	ICE-EID-MI-SP02-Rev01	سطح بازرسی کالا و تجهیزات	-	-
34	E&C-QC-SP-1	دستورالعمل تامین قطعات یدکی راه اندازی و راهبردی دوساله	-	-
35	BK-GNRAL-PEDCO-000-QC-PR-0022	Specification For Final Data Book (FDB) Requirements	D00	
36	BK-GNRAL-PEDCO-000-QC-PR-0045	Packing, Marking, Transportation Procedure		



****NOTE:** List of Documents will be Finalized in VDLS.

	<p>نگهداشت و افزایش تولید میدان نفتی بینک سطح الارض</p> <p>احداث ردیف تراکم گاز در ایستگاه جمع آوری بینک</p>								
شماره پیمان: 053 – 073 – 9184	PMR FOR LEVEL GAUGE							شماره صفحه : 14 از 19	
	پروژه	بسته کاری	صادرکننده	تسهیلات	رشته	نوع مدرک	سریال		نسخه
	BK	GCS	PEDCO	120	IN	MR	0015		D00



NO.	DESCRIPTION	WITH BID	AFTER ORDERING				AT THE FINAL INSPECTION (4)
		Q./TYPE (1)	Q./TYPE (1)	DELIVERY DATE (2)	PURPOSE (3)	FINAL ISSUE	
17	List of Sub-Vendors (table giving: part of equipment, tag no., sub-vendor reference)(5.1.3) (if any)	4N	(5)	4W	A	(5)	
18	Unpriced copy of sub-orders	4N	(5)	4W	I	-	
19	Packing Spec. / Shipping Schedule	4N	(5)	4W	I	-	
20	Weight List/ Shipping List	4N	(5)	4W	I	(5)	
21	Mechanical & Performance Guarantees	4N	(5)	4W	I	-	
QUALITY , MANUFACTURING, TESTING							
22	Quality Assurance Manual /Quality Management System Certificate (according to latest rev. of ISO)		(5)	3W	A	(5)	
23	Preliminary Project Schedule		(5)	4W	I	-	
24	Weld and NDT Map (if any)		(5)	4W	I	(5)	X
25	Surface Preparation and Painting Procedures		(5)	4W	I	(5)	X
26	Welding Procedure Specification (including repair procedures). (if any)		(5)	4W	I	(5)	X
27	Welder Qualification Procedure (if any)		(5)	4W	I	(5)	X
28	Fabrication Degree		(5)	4W	I	(5)	X
29	Manufacturing, Test & Inspection Procedures	4N	(5)	4W	A	(5)	X
30	Performance & Functional Test Procedure		(5)	4W	A	(5)	X
31	Non-Destructive Testing/Examination Procedures		(5)	4W	A	(5)	X
32	Factory Acceptance Test (FAT) Procedure		(5)	4W	A	(5)	X
RECORDS, REPORTS & CERTIFICATES							
33	Material Conformity Certificate		(5)	4W	I	(5)	X
34	Testing Authority Approval Certificate (if any)		(5)	4W	I	(5)	X
35	Hazardous Area Certificates.		(5)	4W	I	(5)	X
36	Ingress Protection Certificate		(5)	4W	I	(5)	X
37	Conformity Certificates (sub-vendor/equipment)		(5)	4W	I	(5)	X



NO.	DESCRIPTION	WITH BID	AFTER ORDERING				AT THE FINAL INSPECTION (4)
		Q./TYPE (1)	Q./TY PE (1)	DELIVERY DATE (2)	PURPOSE (3)	FINAL ISSUE	
38	Material Certificates Identification Diagram. (cross-reference material location ; certificates for critical components)		(5)	4W	I	(5)	X
39	Welding Procedure Qualification Record. (if any)		(5)	4W	I	(5)	
40	Welder Qualification Records. (if any)		(5)	4W	I	(5)	
41	NDT Operator Qualifications		(5)	4W	I	(5)	X
42	Detailed NDT Reports		(5)	4W	A	(5)	
43	Weld/ NDT Identification Diagram. (Cross-reference weld locations, WPS, welders, NDT reports). (if any)		(5)	4W	A	(5)	X
44	Dimensional Control Reports		(5)	4W	A	(5)	
45	Hardness Test Reports		(5)	4W	A	(5)	X
46	PWHT Charts & Reports, including calibration records of recorders (for each heat treatment)		(5)	4W	I	(5)	X
47	Pressure Test Reports / Certificates		(5)	4W	A	(5)	X
48	FAT Test Report / Certificates		(5)	4W	A	(5)	
49	Performance Test Report / Certificates		(5)	4W	A	(5)	X
50	Material Test Certificates		(5)	4W	I	(5)	X
51	Calibration Curves of Control Equipment		(5)	4W	I	(5)	X
52	Calibration Test Certificates		(5)	4W	I	(5)	X
53	Surface Preparation & Coating Reports		(5)	4W	A	(5)	
54	Hydrostatic / Pneumatic Testing Certificates		(5)	4W	I	(5)	X
55	Welding Consumable Certificate(if any)		(5)	4W	I	(5)	X
56	Test & Inspection Reports		(5)	4W	A	(5)	
57	Rust Prevention Report		(5)	4W	A	(5)	
58	Non-Conformities Report		(5)	4W	A	(5)	
59	Letter of Conformity		(5)	4W	A	(5)	
INSTALLATION							

 NISOC	<p>نگهداشت و افزایش تولید میدان نفتی بینک سطح الارض</p> <p>احداث ردیف تراکم گاز در ایستگاه جمع آوری بینک</p>								
شماره پیمان: 053 – 073 – 9184	PMR FOR LEVEL GAUGE								شماره صفحه : 16 از 19
	پروژه	بسته کاری	صادرکننده	تسهیلات	رشته	نوع مدرک	سریال	نسخه	
	BK	GCS	PEDCO	120	IN	MR	0015	D00	

NO.	DESCRIPTION	WITH BID	AFTER ORDERING				AT THE FINAL INSPECTION (4)
		Q./TYPE (1)	Q./TYPE (1)	DELIVERY DATE (2)	PURPOSE (3)	FINAL ISSUE	
60	Sub-Assembly Documentation		(5)	4W	A	(5)	
61	Sub-Assembly Drawings		(5)	4W	A	(5)	
62	Erection/Installation Manual (if required)		(5)	4W	A	(5)	
63	Name Plate Documents	4N	(5)	4W	A	(5)	
64	Handling, Transportation & Storage Instructions	4N	(5)	4W	A	(5)	
65	Unpacking & Inspection Instructions		(5)	4W	A	(5)	
66	Preliminary Packing List		(5)	4W	A	(5)	
67	Packing List		(5)	4W	A	(5)	
OPERATION & MAINTENANCE							
68	Operating Instructions		(5)	4W	A	(5)	
69	Maintenance Instructions		(5)	4W	A	(5)	
70	Commissioning & Start-up Manual		(5)	4W	A	(5)	
71	List of Spare Parts Commissioning & Start-up	4N	(5)	4W	A	(5)	
72	List of Spare Parts 2 Years Operation	4N	(5)	4W	A	(5)	
73	List of Special Tools	4N	(5)	4W	A	(5)	
74	Lube Oil Schedule		(5)	4W	A	(5)	
75	Software Manual (incl. Troubleshooting)		(5)	4W	A	(5)	
76	Consumables List		(5)	4W	A	(5)	
77	Function Test Procedure		(5)	4W	A	(5)	X
OTHERS							
78	Vendor Final Book		(5)	4W	A	(5)	X
79	All others documents (if required) will be listed in the order						
80							

	<p>نگهداشت و افزایش تولید میدان نفتی بینک سطح الارض</p> <p>احداث ردیف تراکم گاز در ایستگاه جمع آوری بینک</p>								
شماره پیمان: 053 – 073 – 9184	PMR FOR LEVEL GAUGE							شماره صفحه : 17 از 19	
	پروژه	بسته کاری	صادر کننده	تسهیلات	رشته	نوع مدرک	سریال		نسخه
	BK	GCS	PEDCO	120	IN	MR	0015		D00

NO.	DESCRIPTION	WITH BID	AFTER ORDERING				AT THE FINAL INSPECTION (4)
		Q./TYPE (1)	Q./TYPE (1)	DELIVERY DATE (2)	PURPOSE (3)	FINAL ISSUE	
81							

NOTES :

*** The electronic file (Native/PDF) and Hardcopy version shall be provided in all stages by vendor.

(1) Q : QUANTITY ; TYPE : C = COPY, R = REPRODUCIBLE, P = POLYESTER, M = MICROFILM, E = ELECTRONIC, N=NUMBER OF DOCUMENT

(2) W = CONSECUTIVE CALENDAR WEEK, M = CONSECUTIVE CALENDAR MONTH

(3) A = FOR APPROVAL - I = FOR INFORMATION

(4) X = DOCUMENTS TO BE SUBMITTED AT THE FINAL INSPECTION

(5) "6 C+E" COPY OF DOCUMENT.

(6) MECHANICAL CATALOGUE INCLUDING FINAL DRAWINGS/DOCUMENTS, UNPRICED PURCHASE ORDER & SUB- PURCHASE ORDER, MAINTENANCE DOSSIER ETC.

(7) ALL DOCUMENTS AND/OR DRAWINGS FOR THIS PROJECT SHALL ALSO BE SUBMITTED IN THE ELECTRONIC FILES BY

USING THE FOLLOWING SOFTWARE.



MS OFFICE WORD 2013 OR UPPER VERSION (ENGLISH) FOR WORD PROCESSING

MS OFFICE EXCEL 2013 OR UPPER VERSION (ENGLISH) FOR SPREAD SHEET

AUTO CAD 2005 (ENGLISH) FOR DRAWING

(8) IN ORDER TO DESIGN AND MANUFACTURE THE INSTRUMENTS, VENDOR SHALL CONSIDER THE SEISMIC FACTOR,

SUITABLE FOR SEISMIC UBC 97 zone 4, AND THE RESULTS SHALL BE PROVIDED BY VENDOR.

 NISOC	<p>نگهداشت و افزایش تولید میدان نفتی بینک سطح الارض</p> <p>احداث ردیف تراکم گاز در ایستگاه جمع آوری بینک</p>								
شماره پیمان: 053 – 073 – 9184	PMR FOR LEVEL GAUGE							شماره صفحه : 18 از 19	
	پروژه	بسته کاری	صادر کننده	تسهیلات	رشته	نوع مدرک	سریال		نسخه
	BK	GCS	PEDCO	120	IN	MR	0015	D00	

ATTACHMENT 3



11.3 DEVIATIONS / EXCEPTIONS TO JOB SPECIFICATION

Requisition No.:

Description:

Equipment No.:

Item No.	Description of Proposed Exception	Recommended Revision to JOB SPECIFICATION	Reason for Proposed Exception	Effect on Base PROPOSAL if CONTRACTOR Rejects Exception

 NISOC	<p>نگهداشت و افزایش تولید میدان نفتی بینک سطح الارض</p> <p>احداث ردیف تراکم گاز در ایستگاه جمع آوری بینک</p>							
شماره پیمان: 053 – 073 – 9184	PMR FOR LEVEL GAUGE							شماره صفحه : 19 از 19
	پروژه	بسته کاری	صادر کننده	تسهیلات	رشته	نوع مدرک	سریال	
	BK	GCS	PEDCO	120	IN	MR	0015	D00

ATTACHMENT 4

11.4 ALTERNATIVES TO JOB SPECIFICATION

Requisition No.:

Description:

Equipment No.:

Item No.	Job Specification No. & Paragraph No.	Requirements of Job Specification	Description of Proposed Alternative	Reason for Proposed Alternative