



نگهداشت و افزایش تولید میدان نفتی بینک
سطح الارض

احداث ردیف تراکم گاز در ایستگاه جمع آوری بینک



شماره پیمان:

053 - 073 - 9184

DUTY SPECIFICATION FOR GAS DEHYDRATION PACKAGE

| نسخه | سریال | نوع مدرک | رشته | تسهیلات | صادرکننده | بسته کاری | پروژه |
|------|-------|----------|------|---------|-----------|-----------|-------|
| D04 | 0001 | SP | PR | 120 | PEDCO | GCS | BK |

شماره صفحه: 1 از 9

طرح نگهداشت و افزایش تولید 27 مخزن

DUTY SPECIFICATION FOR GAS DEHYDRATION PACKAGE (PK-2101)

نگهداشت و افزایش تولید میدان نفتی بینک

| D04 | JUL.2022 | IFA | M.Aryafar | M.Fakharian | M.Mehrshad | |
|------|----------|-------------------------|---------------|-------------|--------------|-----------------|
| D03 | APR.2022 | IFA | M.Aryafar | M.Fakharian | M.Mehrshad | |
| D02 | JAN.2022 | IFA | M.Aryafar | M.Fakharian | M.Mehrshad | |
| D01 | DEC.2021 | IFC | M.Aryafar | M.Fakharian | M.Mehrshad | |
| D00 | AUG.2021 | IFC | M.Asgharnejad | M.Fakharian | Sh.Ghalikar | |
| Rev. | Date | Purpose of Issue/Status | Prepared by: | Checked by: | Approved by: | Client Approval |

Class: 2

CLIENT Doc. Number: F0Z-708735

Status:

- IDC: Inter-Discipline Check
- IFC: Issued For Comment
- IFA: Issued For Approval
- AFD: Approved For Design
- AFC: Approved For Construction
- AFP: Approved For Purchase
- AFQ: Approved For Quotation
- IFI: Issued For Information
- AB-R: As-Built for CLIENT Review
- AB-A: As-Built –Approved



نگهداشت و افزایش تولید میدان نفتی بینک
سطح الارض

احداث ردیف تراکم گاز در ایستگاه جمع آوری بینک



شماره پیمان:

053 - 073 - 9184

DUTY SPECIFICATION FOR GAS DEHYDRATION PACKAGE



| نسخه | سریال | نوع مدرک | رشته | تسهیلات | صادرکننده | بسته کاری | پروژه |
|------|-------|----------|------|---------|-----------|-----------|-------|
| D04 | 0001 | SP | PR | 120 | PEDCO | GCS | BK |

شماره صفحه: 2 از 9

REVISION RECORD SHEET



| PAGE | D00 | D01 | D02 | D03 | D04 |
|------|-----|-----|-----|-----|-----|
| 1 | X | X | | | |
| 2 | X | X | | | |
| 3 | X | X | | | |
| 4 | X | X | | | |
| 5 | X | | | | |
| 6 | X | X | X | X | |
| 7 | X | X | X | | |
| 8 | X | X | | X | X |
| 9 | X | X | X | X | |
| 10 | | | | | |
| 11 | | | | | |
| 12 | | | | | |
| 13 | | | | | |
| 14 | | | | | |
| 15 | | | | | |
| 16 | | | | | |
| 17 | | | | | |
| 18 | | | | | |
| 19 | | | | | |
| 20 | | | | | |
| 21 | | | | | |
| 22 | | | | | |
| 23 | | | | | |
| 24 | | | | | |
| 25 | | | | | |
| 26 | | | | | |
| 27 | | | | | |
| 28 | | | | | |
| 29 | | | | | |
| 30 | | | | | |
| 31 | | | | | |
| 32 | | | | | |
| 33 | | | | | |
| 34 | | | | | |
| 35 | | | | | |
| 36 | | | | | |
| 37 | | | | | |
| 38 | | | | | |
| 39 | | | | | |
| 40 | | | | | |
| 41 | | | | | |
| 42 | | | | | |
| 43 | | | | | |
| 44 | | | | | |
| 45 | | | | | |
| 46 | | | | | |
| 47 | | | | | |
| 48 | | | | | |
| 49 | | | | | |
| 50 | | | | | |
| 51 | | | | | |
| 52 | | | | | |
| 53 | | | | | |
| 54 | | | | | |
| 55 | | | | | |
| 56 | | | | | |
| 57 | | | | | |
| 58 | | | | | |
| 59 | | | | | |
| 60 | | | | | |
| 61 | | | | | |
| 62 | | | | | |
| 63 | | | | | |
| 64 | | | | | |
| 65 | | | | | |

| PAGE | D00 | D01 | D02 | D03 | D04 |
|------|-----|-----|-----|-----|-----|
| 66 | | | | | |
| 67 | | | | | |
| 68 | | | | | |
| 69 | | | | | |
| 70 | | | | | |
| 71 | | | | | |
| 72 | | | | | |
| 73 | | | | | |
| 74 | | | | | |
| 75 | | | | | |
| 76 | | | | | |
| 77 | | | | | |
| 78 | | | | | |
| 79 | | | | | |
| 80 | | | | | |
| 81 | | | | | |
| 82 | | | | | |
| 83 | | | | | |
| 84 | | | | | |
| 85 | | | | | |
| 86 | | | | | |
| 87 | | | | | |
| 88 | | | | | |
| 89 | | | | | |
| 90 | | | | | |
| 91 | | | | | |
| 92 | | | | | |
| 93 | | | | | |
| 94 | | | | | |
| 95 | | | | | |
| 96 | | | | | |
| 97 | | | | | |
| 98 | | | | | |
| 99 | | | | | |
| 100 | | | | | |
| 101 | | | | | |
| 102 | | | | | |
| 103 | | | | | |
| 104 | | | | | |
| 105 | | | | | |
| 106 | | | | | |
| 107 | | | | | |
| 108 | | | | | |
| 109 | | | | | |
| 110 | | | | | |
| 111 | | | | | |
| 112 | | | | | |
| 113 | | | | | |
| 114 | | | | | |
| 115 | | | | | |
| 116 | | | | | |
| 117 | | | | | |
| 118 | | | | | |
| 119 | | | | | |
| 120 | | | | | |
| 121 | | | | | |
| 122 | | | | | |
| 123 | | | | | |
| 124 | | | | | |
| 125 | | | | | |
| 126 | | | | | |
| 127 | | | | | |
| 128 | | | | | |
| 129 | | | | | |
| 130 | | | | | |

| | | | | | | | | | | | | | | | | | | |
|--|--|---|-----------|-----------|----------|-------|----------|-------|------|----|-----|-------|-----|----|----|------|-----|----------------------------|
|  <p>NISOC</p> | <p>نگهداشت و افزایش تولید میدان نفتی بینک سطح الارض</p> <p>احداث ردیف تراکم گاز در ایستگاه جمع آوری بینک</p> |  | | | | | | | | | | | | | | | | |
| <p>شماره پیمان: 053 - 073 - 9184</p> | <p style="text-align: center;">DUTY SPECIFICATION FOR GAS DEHYDRATION PACKAGE</p> <table border="1" style="width: 100%; text-align: center;"> <tr> <td>پروژه</td> <td>بسته کاری</td> <td>صادرکننده</td> <td>تسهیلات</td> <td>رشته</td> <td>نوع مدرک</td> <td>سریال</td> <td>نسخه</td> </tr> <tr> <td>BK</td> <td>GCS</td> <td>PEDCO</td> <td>120</td> <td>PR</td> <td>SP</td> <td>0001</td> <td>D04</td> </tr> </table> | پروژه | بسته کاری | صادرکننده | تسهیلات | رشته | نوع مدرک | سریال | نسخه | BK | GCS | PEDCO | 120 | PR | SP | 0001 | D04 | <p>شماره صفحه : 3 از 9</p> |
| پروژه | بسته کاری | صادرکننده | تسهیلات | رشته | نوع مدرک | سریال | نسخه | | | | | | | | | | | |
| BK | GCS | PEDCO | 120 | PR | SP | 0001 | D04 | | | | | | | | | | | |

CONTENTS

| | | |
|------------|-----------------------------------|----------|
| 1.0 | INTRODUCTION..... | 4 |
| 2.0 | SCOPE | 4 |
| 3.0 | NORMATIVE REFERENCES | 5 |
| 3.1 | LOCAL CODES AND STANDARD | 5 |
| 3.2 | THE PROJECT DOCUMENTS..... | 6 |
| 3.3 | ENVIRONMENTAL DATA | 6 |
| 3.4 | ORDER OF PRECEDENCE | 6 |
| 4.0 | ABBREVIATIONS..... | 6 |
| 5.0 | BASIS OF DESIGN..... | 7 |
| 5.1 | GENERAL | 7 |
| 5.2 | FEED SPECIFICATION | 8 |
| 5.3 | PRODUCT SPECIFICATION | 9 |
| 5.4 | CONTROL SYSTEM..... | 9 |
| 5.5 | TURN DOWN RATIO | 9 |

| | | | | | | | | | | | | | | | | | | |
|--|---|---|-----------|-----------|----------|-------|----------|-------|------|----|-----|-------|-----|----|----|------|-----|----------------------------|
|  <p>NISOC</p> | <p>نگهداشت و افزایش تولید میدان نفتی بینک سطح الارض</p> <p>احداث ردیف تراکم گاز در ایستگاه جمع آوری بینک</p> |  | | | | | | | | | | | | | | | | |
| <p>شماره پیمان: 053 - 073 - 9184</p> | <p>DUTY SPECIFICATION FOR GAS DEHYDRATION PACKAGE</p> <table border="1" style="width: 100%; border-collapse: collapse;"> <tr> <td style="width: 10%;">پروژه</td> <td style="width: 10%;">بسته کاری</td> <td style="width: 10%;">صادرکننده</td> <td style="width: 10%;">تسهیلات</td> <td style="width: 10%;">رشته</td> <td style="width: 10%;">نوع مدرک</td> <td style="width: 10%;">سریال</td> <td style="width: 10%;">نسخه</td> </tr> <tr> <td>BK</td> <td>GCS</td> <td>PEDCO</td> <td>120</td> <td>PR</td> <td>SP</td> <td>0001</td> <td>D04</td> </tr> </table> | پروژه | بسته کاری | صادرکننده | تسهیلات | رشته | نوع مدرک | سریال | نسخه | BK | GCS | PEDCO | 120 | PR | SP | 0001 | D04 | <p>شماره صفحه : 4 از 9</p> |
| پروژه | بسته کاری | صادرکننده | تسهیلات | رشته | نوع مدرک | سریال | نسخه | | | | | | | | | | | |
| BK | GCS | PEDCO | 120 | PR | SP | 0001 | D04 | | | | | | | | | | | |

1.0 INTRODUCTION

Binak oilfield in Bushehr province is a part of the southern oilfields of Iran, is located 20 km northwest of Genaveh city.

With the aim of increasing production of oil from Binak oilfield, an EPC/EPD Project has been defined by NIOC/NISOC and awarded to Petro Iran Development Company (PEDCO). Also PEDCO (as General Contractor) has assigned the EPC-packages of the Project to "Hirgan Energy - Design and Inspection" JV.

As a part of the Project, a New Gas Compressor Station (adjacent to existing Binak GCS) shall be constructed to gather of 15 MMSCFD (approx.) associated gases and compress & transfer them to Siahmakan GIS.



GENERAL DEFINITION

The following terms shall be used in this document.

| | |
|------------------------------|--|
| CLIENT: | National Iranian South Oilfields Company (NISOC) |
| PROJECT: | Binak Oilfield Development – Surface Facilities; New Gas Compressor Station |
| EPD/EPC CONTRACTOR (GC): | Petro Iran Development Company (PEDCO) |
| EPC CONTRACTOR: | Joint Venture of : Hirgan Energy – Design & Inspection (D&I) Companies |
| VENDOR: | The firm or person who will fabricate the equipment or material. |
| EXECUTOR: | Executor is the party which carries out all or part of construction and/or commissioning for the project. |
| THIRD PARTY INSPECTOR (TPI): | The firm appointed by EPD/EPC CONTRACTOR (GC) and approved by CLIENT (in writing) for the inspection of goods. |
| SHALL: | Is used where a provision is mandatory. |
| SHOULD: | Is used where a provision is advisory only. |
| WILL: | Is normally used in connection with the action by CLIENT rather than by an EPC/EPD CONTRACTOR, supplier or VENDOR. |
| MAY: | Is used where a provision is completely discretionary. |

2.0 SCOPE



This specification outlines the minimum process requirements for design of Associated gas dehydration package in Binak Plant.

| | | | | | | | | | | | | | | | | | | |
|--|---|---|-----------|-----------|----------|-------|----------|-------|------|----|-----|-------|-----|----|----|------|-----|----------------------------|
|  <p>NISOC</p> | <p>نگهداشت و افزایش تولید میدان نفتی بینک سطح الارض</p> <p>احداث ردیف تراکم گاز در ایستگاه جمع آوری بینک</p> |  | | | | | | | | | | | | | | | | |
| <p>شماره پیمان: 053 - 073 - 9184</p> | <p>DUTY SPECIFICATION FOR GAS DEHYDRATION PACKAGE</p> <table border="1" style="width: 100%; border-collapse: collapse;"> <tr> <td style="width: 10%;">پروژه</td> <td style="width: 10%;">بسته کاری</td> <td style="width: 10%;">صادرکننده</td> <td style="width: 10%;">تسهیلات</td> <td style="width: 10%;">رشته</td> <td style="width: 10%;">نوع مدرک</td> <td style="width: 10%;">سریال</td> <td style="width: 10%;">نسخه</td> </tr> <tr> <td>BK</td> <td>GCS</td> <td>PEDCO</td> <td>120</td> <td>PR</td> <td>SP</td> <td>0001</td> <td>D04</td> </tr> </table> | پروژه | بسته کاری | صادرکننده | تسهیلات | رشته | نوع مدرک | سریال | نسخه | BK | GCS | PEDCO | 120 | PR | SP | 0001 | D04 | <p>شماره صفحه : 5 از 9</p> |
| پروژه | بسته کاری | صادرکننده | تسهیلات | رشته | نوع مدرک | سریال | نسخه | | | | | | | | | | | |
| BK | GCS | PEDCO | 120 | PR | SP | 0001 | D04 | | | | | | | | | | | |

3.0 NORMATIVE REFERENCES

3.1 Local Codes and Standard

| | |
|----------------|--|
| IPS-C-PI-240 | Construction Standard for Plant Piping System |
| IPS-C-PI-350 | Plant Piping System Pressure Testing. |
| IPS-E-PI-200 | Engineering Standard for Flexibility Analysis |
| IPS-E-PI-221.1 | Engineering Standard for Piping Material Selection. |
| IPS-E-PI-240 | Engineering Standard for Plant Piping System |
| IPS-E-PR-308 | Engineering Standard for Numbering system |
| IPS-G-ME-150 | Towers, Reactors, Pressure Vessels and Internals |
| IPS-E-GN-100 | Engineering Standard for Units |
| IPS-E-PR-170 | Engineering Standard for Process Flow Diagram |
| IPS-E-PR-200 | Engineering Standard for Basic Engineering Design Data |
| IPS-E-PR-230 | Engineering Standard for Piping& Instrumentation Diagrams (P & IDs) |
| IPS-E-PR-308 | Engineering Standard for Numbering System |
| IPS-E-PR-330 | Engineering Standard for Process Design of Production and Distribution Compressed Air Systems |
| IPS-E-PR-340 | Engineering Standard for Process Design of Fuel Systems |
| IPS-E-PR-360 | Engineering Standard for Process Design of Liquid & Gas Transfer & Storage |
| IPS-E-PR-440 | Engineering Standard for Process Design of Piping Systems (Process Piping & Pipeline Sizing) |
| IPS-E-PR-450 | Engineering Standard for Process Design of Pressure Relieving Systems Inclusive Safety Relief Valves |
| IPS-E-PR-460 | Engineering Standard for Process Design of Flare & Blowdown Systems |
| IPS-E-PR-470 | Engineering Standard for Process Design of Emergency Measures |
| IPS-E-PR-771 | Engineering Standard for Process Requirements of Heat Exchanging Equipment |

| | | | | | | | | | | | | | | | | | | |
|--|---|---|-----------|-----------|----------|-------|----------|-------|------|----|-----|-------|-----|----|----|------|-----|----------------------------|
|  <p>NISOC</p> | <p>نگهداشت و افزایش تولید میدان نفتی بینک سطح الارض</p> <p>احداث ردیف تراکم گاز در ایستگاه جمع آوری بینک</p> |  | | | | | | | | | | | | | | | | |
| <p>شماره پیمان: 053 - 073 - 9184</p> | <p>DUTY SPECIFICATION FOR GAS DEHYDRATION PACKAGE</p> <table border="1" style="width: 100%; border-collapse: collapse;"> <tr> <td style="width: 10%;">پروژه</td> <td style="width: 10%;">بسته کاری</td> <td style="width: 10%;">صادرکننده</td> <td style="width: 10%;">تسهیلات</td> <td style="width: 10%;">رشته</td> <td style="width: 10%;">نوع مدرک</td> <td style="width: 10%;">سریال</td> <td style="width: 10%;">نسخه</td> </tr> <tr> <td>BK</td> <td>GCS</td> <td>PEDCO</td> <td>120</td> <td>PR</td> <td>SP</td> <td>0001</td> <td>D04</td> </tr> </table> | پروژه | بسته کاری | صادرکننده | تسهیلات | رشته | نوع مدرک | سریال | نسخه | BK | GCS | PEDCO | 120 | PR | SP | 0001 | D04 | <p>شماره صفحه : 6 از 9</p> |
| پروژه | بسته کاری | صادرکننده | تسهیلات | رشته | نوع مدرک | سریال | نسخه | | | | | | | | | | | |
| BK | GCS | PEDCO | 120 | PR | SP | 0001 | D04 | | | | | | | | | | | |

| | |
|--------------|---|
| IPS-E-PR-785 | Engineering Standard for Process Design of Air Cooled Heat Exchangers (Air Coolers) |
| IPS-E-PR-810 | Engineering Standard for Process Design of Furnaces |
| IPS-E-PR-830 | Engineering Standard for Process Design of Valves & Control Valves |
| IPS-E-PR-850 | Engineering Standard for Process Requirements of Vessels, Reactors & Separators |
| IPS-E-PR-880 | Engineering Standard for Process Design of Gas (Vapor) – Liquid Separators |
| IPS-E-PR-190 | Layout and spacing |

3.2 The Project Documents

| | |
|-------------------------------|--|
| BK-GCS-PEDCO-120-PR-PF-0001 | Process Flow Diagram (PFD) |
| BK-GNRAL-PEDCO-000-PR-DB-0001 | Process Basis of Design |
| BK-GCS-PEDCO-120-PR-PI-0013 | P&ID - Gas Compression Dehydration Package |
| BK-GNRAL-PEDCO-000-PR-DC-0001 | Process Design Criteria |

3.3 ENVIRONMENTAL DATA



Refer to "Process Basis of Design"; Doc. No. : BK-GNRAL-PEDCO-000-PR-DB-0001

3.4 Order of Precedence

In case of any conflict between the contents of this document or any discrepancy between this document and other project documents or reference standards, this issue must be reported to the CLIENT. The final decision in this situation will be made by CLIENT.

4.0 ABBREVIATIONS

| | |
|--------|------------------------------------|
| NISOC: | National Iranian South Oil Company |
| PFD: | Process Flow Diagram |
| P&ID: | Piping and Instrumentation Diagram |
| BFPD: | Barrel Fluid per Day |

| | | | | | | | | | | | | | | | | | | |
|--|---|---|-----------|-----------|----------|-------|----------|-------|------|----|-----|-------|-----|----|----|------|-----|----------------------------|
|  <p>NISOC</p> | <p>نگهداشت و افزایش تولید میدان نفتی بینک سطح الارض</p> <p>احداث ردیف تراکم گاز در ایستگاه جمع آوری بینک</p> |  | | | | | | | | | | | | | | | | |
| <p>شماره پیمان: 053 - 073 - 9184</p> | <p>DUTY SPECIFICATION FOR GAS DEHYDRATION PACKAGE</p> <table border="1" style="width: 100%; border-collapse: collapse;"> <tr> <td style="width: 10%;">پروژه</td> <td style="width: 10%;">بسته کاری</td> <td style="width: 10%;">صادرکننده</td> <td style="width: 10%;">تسهیلات</td> <td style="width: 10%;">رشته</td> <td style="width: 10%;">نوع مدرک</td> <td style="width: 10%;">سریال</td> <td style="width: 10%;">نسخه</td> </tr> <tr> <td>BK</td> <td>GCS</td> <td>PEDCO</td> <td>120</td> <td>PR</td> <td>SP</td> <td>0001</td> <td>D04</td> </tr> </table> | پروژه | بسته کاری | صادرکننده | تسهیلات | رشته | نوع مدرک | سریال | نسخه | BK | GCS | PEDCO | 120 | PR | SP | 0001 | D04 | <p>شماره صفحه : 7 از 9</p> |
| پروژه | بسته کاری | صادرکننده | تسهیلات | رشته | نوع مدرک | سریال | نسخه | | | | | | | | | | | |
| BK | GCS | PEDCO | 120 | PR | SP | 0001 | D04 | | | | | | | | | | | |



5.0 BASIS OF DESIGN

5.1 General

The selected process for removing of water from sour gas is TEG solution. Package supplier shall review and verify the best applicable method for this unit. This configuration is expected to represent the likely selected flow scheme but is subject to change by the package supplier and client's preference. Water saturated sour gas from the last stage of compression will be sent to the sour gas dehydration package. In sour gas dehydration package the inlet stream will be brought in counter current contact with TEG in sour gas glycol contactor, in which water vapor is absorbed in the TEG. Water-rich TEG from the bottom of the contactor column is sent under level control to the regeneration system, where at first it passes through a coil in the top of glycol regen still column. This coil provides cooling effect for reflux in still column and pre- heats the rich TEG. Rich TEG after removal of dissolved and entrained gases in glycol flash drum and heating in rich/lean glycol exchanger will enter still column, in which the excess water is removed from TEG solution by heating and boiling. Vapor phase out from top of still column for send to flare header. Hot, regenerated lean TEG accumulates in the glycol surge drum, from where it is initially cooled and then filtered as necessary. Finally, the lean glycol is pumped by lean glycol circulation pumps back to the sour gas glycol contactor. In additionally due to the pressure of the LP flare (0.2 barg at least) It's necessary that considered the manufacture by vendor such as the ejector for venting gas in to the flare if required. Also permissible amount of pressure drop of dehydration package is 1 barg.

Dehydration package (PK-2101) shall include the following major equipment as shown on the (BK-GCS-PEDCO-120-PR-PI-0013) within boundary limit, but not be limited to:



- Gas Glycol Contactor
- Dehydrated Gas/Lan Glycol Heat Exchanger
- Glycol Regenerator Still Column
- Glycol Surge Drum
- Glycol Flash Drum
- Lean Glycol Circulation Pumps
- Rich Glycol Filter
- Glycol Charcoal Filter
- Glycol After Filters
- Lean Glycol Filters (IF REQUIRED)
- Lean/Rich Glycol Exchanger
- Glycol Regenerator Re-boiler

| | | | | | | | | | |
|--|---|------------------|--------------------|----------------|------------|----------------|---------------|-------------|--------------------|
|  نکهداشت و افزایش تولید میدان نفتی بینک سطح الارض احداث ردیف تراکم گاز در ایستگاه جمع آوری بینک |  | | | | | | | | |
| | DUTY SPECIFICATION FOR GAS DEHYDRATION PACKAGE | | | | | | | | |
| شماره پیمان: 053 - 073 - 9184 | پروژه BK | بسته کاری GCS | صادرکننده PEDCO | تسهیلات 120 | رشته PR | نوع مدرک SP | سریال 0001 | نسخه D04 | شماره صفحه: 8 از 9 |

5.2 Feed Specification

D04

| Case | Unit | Summer | Winter |
|--------------------------|--------------------------|----------|----------|
| | | case | case |
| Vap Frac on a Mole Basis | | 1 | 1 |
| Temperature | C | 59.89 | 60 |
| Pressure | Bar-g | 53.9 | 53.9 |
| Design Temperature | C | 130 | 130 |
| Design Pressure | Bar-g | 62 | 62 |
| Molar Flow | kgmole/h | 702.4 | 703.7 |
| Mass Flow | kg/h | 17252.5 | 15170.9 |
| Heat Flow | kW | -17478.8 | -16496.2 |
| component | Molar component fraction | | |
| H2O | | 0.0045 | 0.0036 |
| CO2 | | 0.0318 | 0.0252 |
| H2S | | 0.0544 | 0.0471 |
| Methane | | 0.6427 | 0.7398 |
| Ethane | | 0.1383 | 0.1142 |
| Propane | | 0.0778 | 0.0474 |
| i-Butane | | 0.0084 | 0.0039 |
| n-Butane | | 0.0187 | 0.0081 |
| l-Pentane | | 0.0070 | 0.0031 |
| N-Pentane | | 0.0038 | 0.0014 |
| n-Hexane | | 0.0066 | 0.0022 |
| n-Heptane | | 0.0020 | 0.0005 |
| n-Octane | | 0.0006 | 0.0001 |
| n-Nonane | | 0.0003 | 0.0001 |
| n-Decane | | 0.0001 | 0.0000 |
| Nitrogen | | 0.0030 | 0.0031 |
| Vapour Phase Property | | | |
| Phase - Molar Flow | kgmole/h | 702.4 | 703.7 |
| Phase - Mass Flow | kg/h | 17252.5 | 15170.9 |
| Phase Heat Flow | kW | -17478.8 | -16496.2 |
| Phase Mass Heat Capacity | kJ/kg-C | 2.4 | 2.4 |
| Phase Actual Gas Flow | ACT_m3/h | 291.59 | 308.15 |
| Phase Std Gas Flow | STD_m3/h | 16608.28 | 16639.38 |
| Phase Molecular Weight | | 24.56 | 24.56 |
| Phase Mass Density | kg/m3 | 59.17 | 49.23 |
| Phase Viscosity | cP | 0.01 | 0.01 |
| Phase Cp/Cv | | 1.46 | 1.43 |
| Phase Z Factor | | 0.82 | 0.87 |

| | | | | | | | | | | | | | | | | | | |
|--|---|---|-------|----------|-----------|-----------|-----------|-----------|-------|-----|------|----|----|-----|-------|-----|----|----------------------------|
|  <p>NISOC</p> | <p>نگهداشت و افزایش تولید میدان نفتی بینک سطح الارض</p> <p>احداث ردیف تراکم گاز در ایستگاه جمع آوری بینک</p> |  | | | | | | | | | | | | | | | | |
| <p>شماره پیمان: 053 - 073 - 9184</p> | <p style="text-align: center;">DUTY SPECIFICATION FOR GAS DEHYDRATION PACKAGE</p> <table border="1" style="width: 100%; border-collapse: collapse;"> <tr> <td style="width: 10%;">نسخه</td> <td style="width: 10%;">سریال</td> <td style="width: 10%;">نوع مدرک</td> <td style="width: 10%;">رشته</td> <td style="width: 10%;">تسهیلات</td> <td style="width: 10%;">صادرکننده</td> <td style="width: 10%;">بسته کاری</td> <td style="width: 10%;">پروژه</td> </tr> <tr> <td>D04</td> <td>0001</td> <td>SP</td> <td>PR</td> <td>120</td> <td>PEDCO</td> <td>GCS</td> <td>BK</td> </tr> </table> | نسخه | سریال | نوع مدرک | رشته | تسهیلات | صادرکننده | بسته کاری | پروژه | D04 | 0001 | SP | PR | 120 | PEDCO | GCS | BK | <p>شماره صفحه : 9 از 9</p> |
| نسخه | سریال | نوع مدرک | رشته | تسهیلات | صادرکننده | بسته کاری | پروژه | | | | | | | | | | | |
| D04 | 0001 | SP | PR | 120 | PEDCO | GCS | BK | | | | | | | | | | | |

5.3 Product Specification

Vendor is required to guarantee below water content in outgoing dry gas.

The maximum concentration of water in the dry gas at the outlet of the gas dehydration package calculated based on Dew Point equal to 5 °C (determined according to 10 degrees distance from minimum operating temperature) and the result is that 11.63 lb/MMSCF in winter case and 11.43 lb/MMSCF in summer case.

5.4 Control System

Packaged control type B is requested as per BK-GNRAL-PEDCO-000-IN-SP-0004. Unit shall be fully remote controlled (monitoring and control functions) by the DCS and ESD systems. There is no VENDOR supplied control cabinet in control Room for these packages. LCP is required for main monitor/control commands such as burner control command. BMS logic shall be provided by vendor to be implemented in DCS/ESD.

The package is equipped with its instruments, wired by means of appropriate cables and cable routing. The cables are connected to the junction boxes located at the skid edge battery limits or at edge of base plate. All controls are incorporated into the DCS/ESD by the system Vendors.

5.5 Turn Down Ratio

Sour gas dehydration package shall be designed in order to treat 35% of its normal capacity.