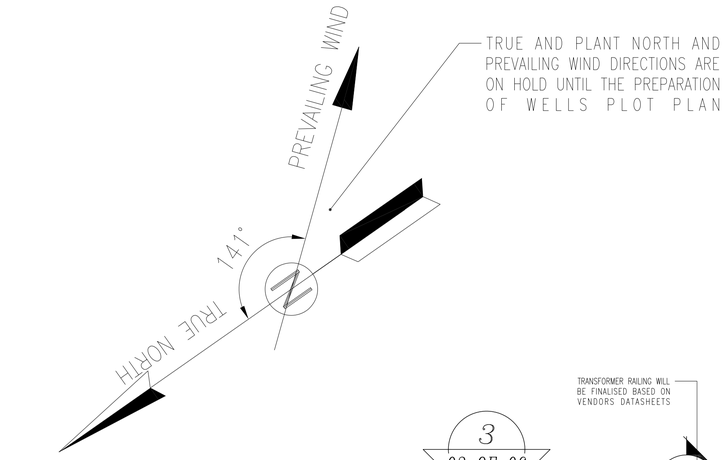

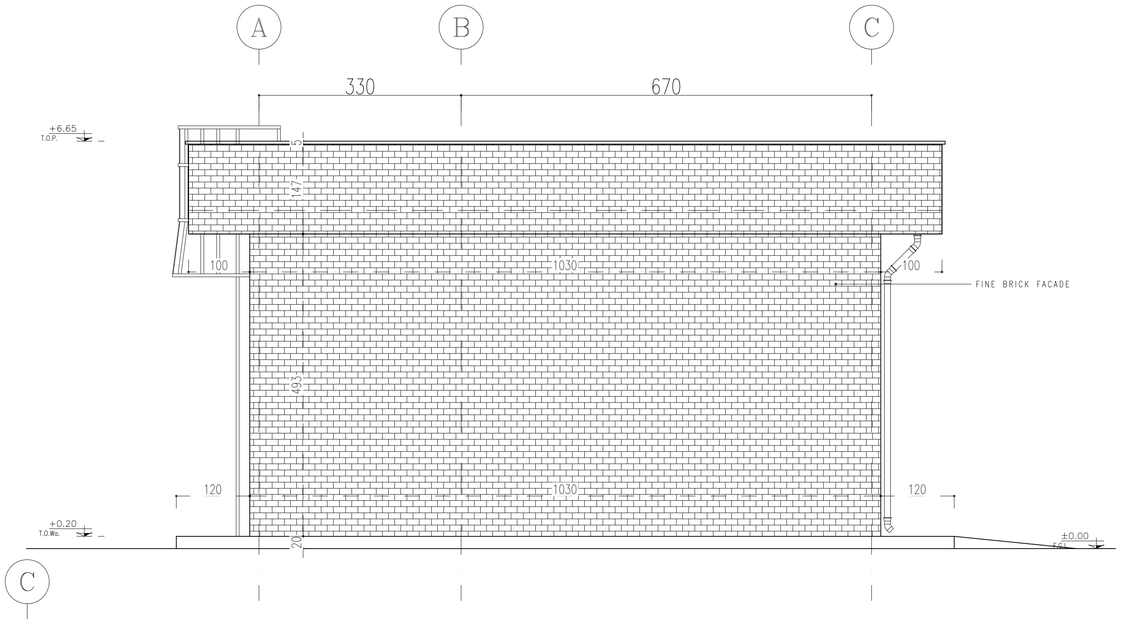

1 ELEVATION
SC.1:50 (01 OF 06)

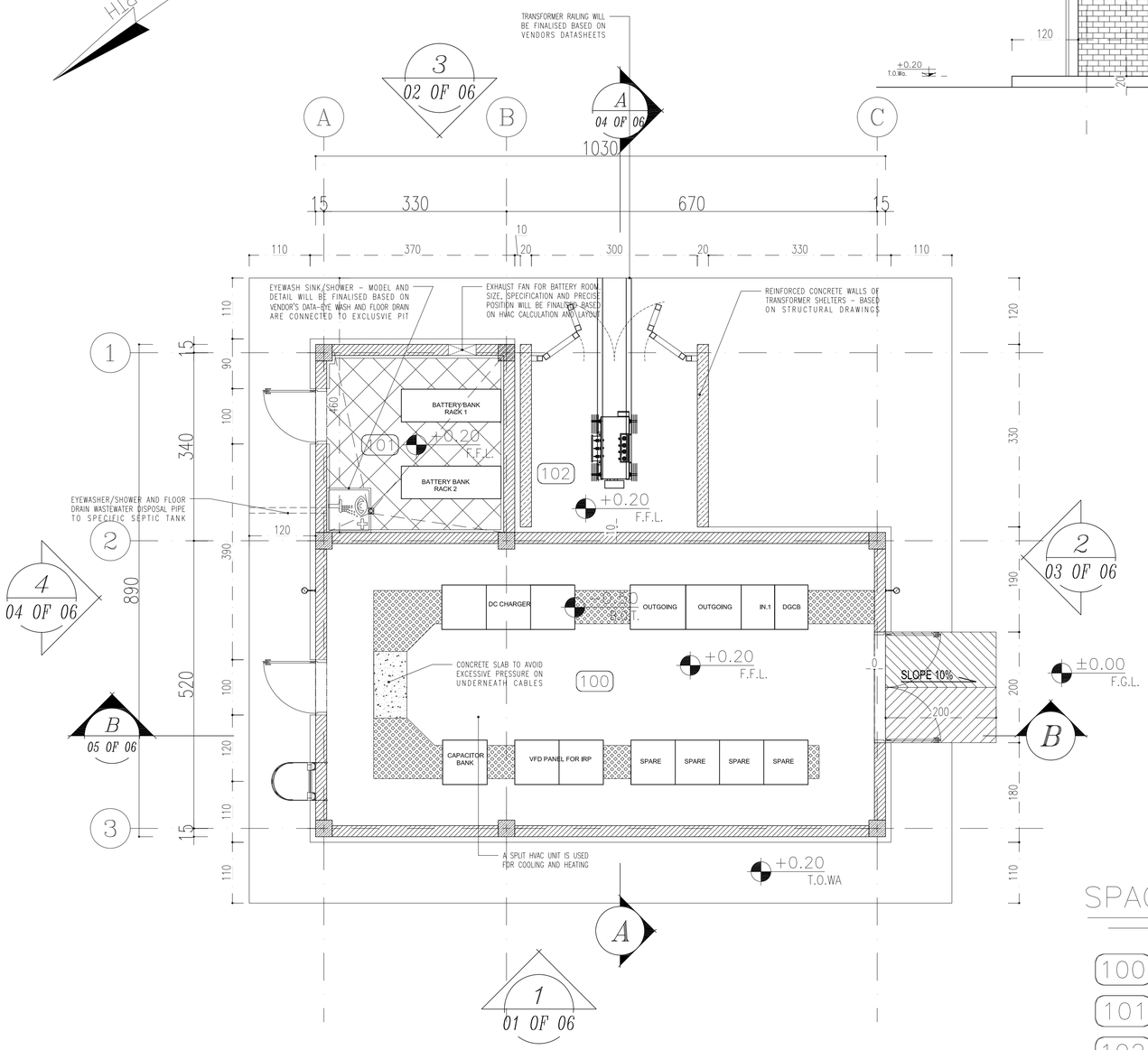

1 FLOOR PLAN
SC.1:50

SPACE TAG NUMBER

- 100 SWITCHGEAR ROOM
- 101 BATTERY ROOM
- 102 TRANSFORMER SHELTER

NOTES

1- DIMENSIONS ARE IN "mm" AND ELEVATIONS IN "m" UNLESS SPECIFIED .
2- ALL DIMENSIONS AND ELEVATIONS SHALL BE CHECKED BY THE CONTRACTOR PRIOR TO CONSTRUCTION.
3- CONTRACTOR SHALL COMPARE ALL ARCHITECTURAL, MECHANICAL, ELECTRICAL, PIPING AND STRUCTURAL DRAWINGS AND IN CASE OF ANY CONFLICTS OR DISCREPANCY, INFORM THE ENGINEER.
4- SLAB ON GRADE SHALL BE CONSTRUCTED AFTER EXECUTION OF CABLE TRENCH & EQUIPMENTS FOUNDATION.
5- ALL MATERIALS ARE SELECTED FROM THE HIGHEST QUALITY AND SHALL BE APPROVED BY THE CLIENT.
6- FOR COORDINATE REFER TO FINISH GRADING DOCUMENTS.
7) REFERENCE COORDINATES E=1000.000 , N=1000.000 REFER TO X=440679 , Y=3288537 UTM.
8) FINISH GRADING LEVEL (BK12) ELEVATION : +69 m (GLOBAL) = ±0.00 (LOCAL)
9) ALL HVAC OPENINGS SIZE, SPECS, AND POSITION WILL BE FINALISED BASED ON HVAC SYSTEM DESIGN.

LEGEND

- BRICK WALL
- REINFORCED CONCRETE
- CHEQUERED PLATE TRENCH CAP
- LEAN CONCRETE
- ANTI-ACID CERAMIC

F.FL.	FINISHED FLOOR
F.G.L.	FINISHED GRADING LEVEL
T.O.Wa.	TOP OF WALKWAY
T.O.P.	TOP OF PARAPET
T.O.Fou.	TOP OF FOUNDATION
B.O.Pit	BOTTOM OF PIT
B.O.O.	BOTTOM OF OPENING
T.O.D.	TOP OF DOOR
T.O.R.	TOP OF ROOF
T.O.W.	TOP OF WALL
B.O.O.	BOTTOM OF OPENING

REFERENCE DRAWING	DRG. No.
STANDARD DRAWING FOR ARCHITECTURAL DETAILS	BK-GNRAL-PEDCO-000-AR-DW-0001
STANDARD DETAILS FOR LADDER & SAFETY CAGE	BK-GNRAL-PEDCO-000-ST-DW-0009
FOUNDATION DRAWING FOR SWITCHGEAR BUILDING FOR WELL PADS - BK-12	BK-BK12-PEDCO-110-ST-DW-0004
STRUCTURAL DRAWING FOR SWITCHGEAR BUILDING FOR WELL PADS - BK-12	BK-BK12-PEDCO-110-ST-DW-0005
GENERAL CIVIL LAYOUT - BK12	BK-BK12-PEDCO-110-CV-PY-0001
HVAC SYSTEM LAYOUT FOR SWITCHGEAR BUILDING - BK12	BK-BK12-PEDCO-110-HV-PY-0001
PLUMBING & SEWAGE PIPING LAYOUT FOR SWITCHGEAR BUILDING - BK12	BK-BK12-PEDCO-110-HV-PY-0003

KEY PLAN

KEY PLAN IS ON HOLD UNTIL THE COMPLETION OF WELLS' PLOT PLANS.

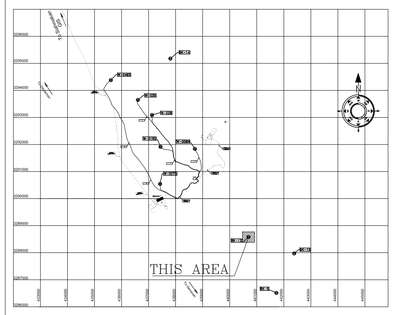

REV.	DATE	P.O.I.S	PREP.	CHK.	APP.	AUT.
D02	SEP.2022	IFC	R.BERLOUIE	M.FAKHARIAN	M.Mehrshad	**.**
D01	MAY.2022	IFC	R.BERLOUIE	M.FAKHARIAN	M.Mehrshad	**.**
D00	MAR.2022	IFC	R.BERLOUIE	M.FAKHARIAN	M.Mehrshad	**.**

REV.	DESCRIPTION	CHECKED BY	CHECKED DATE	REV. APPR. BY	REV. APPR. DATE
***	**********	**.**	***.****	**.**	***.****

PROJECT NAME: BINAK OILFIELD DEVELOPMENT/SUB-SURFACE WORK PACKAGES BK12 WHF MODIFICATIONS

PROJECT NO.: 971020

EPC CONTRACTOR: HIRGAN ENERGY - DESIGN & INSPECTION COMPANIES

EPD/EPC CONTRACTOR (GC): PEDCO — PETROIRAN DEVELOPMENT COMPANY

اصل و کلیه نسخ این نقشه و حق اقتباس متعلق به شرکت ملی مناطق نفت خیز جنوب میباشد.

THE ORIGINAL AND ALL COPIES OF THIS DRAWING TOGETHER WITH THE COPYRIGHT THEREIN ARE THE SOLE PROPERTY OF N.I.S.O.C./ FIELDS

BINAK OILFIELD DEVELOPMENT
SUB-SURFACE WORK PACKAGES
BK12 WHF MODIFICATIONS

DATE	SCALE	DRAWING BY	CHECKED BY	PROJECT ENG.

DRAWING TITLE:
ARCHITECTURAL DRAWING FOR SWITCHGEAR BUILDING OF WELL PADS - BK-12
PLAN AND ELEVATION

NO CONSTRUCTION PERMITTED UNLESS DRAWING APPROVED

APPROVED FOR CONSTRUCTION BY: DATE:

SCALE	SIZE	DRAWING NO.	SHEET NO.	REV.	BUDGET REF.	LOCATION	SIZE	CLASS	SERIAL NO.	SHEET	REVISION
AS SHOWN	A1	BK-BK12-PEDCO-110-AR-DW-0002	01 OF 06	D02	053-073-9184	F	4	B	708292	01 OF 06	D02

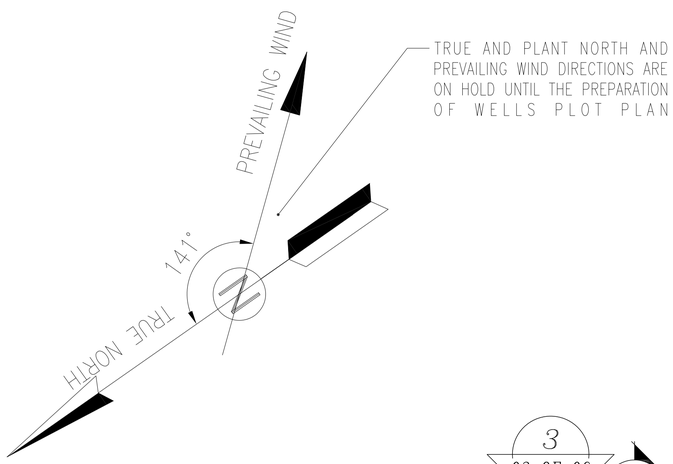

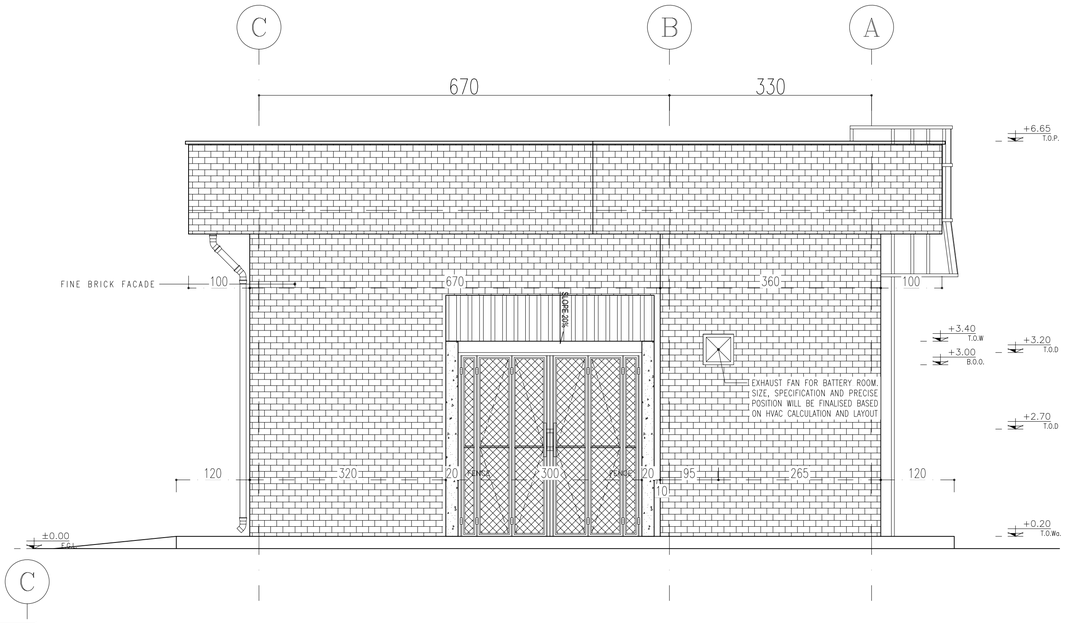

3 ELEVATION
SC.1:50 (01 OF 06)

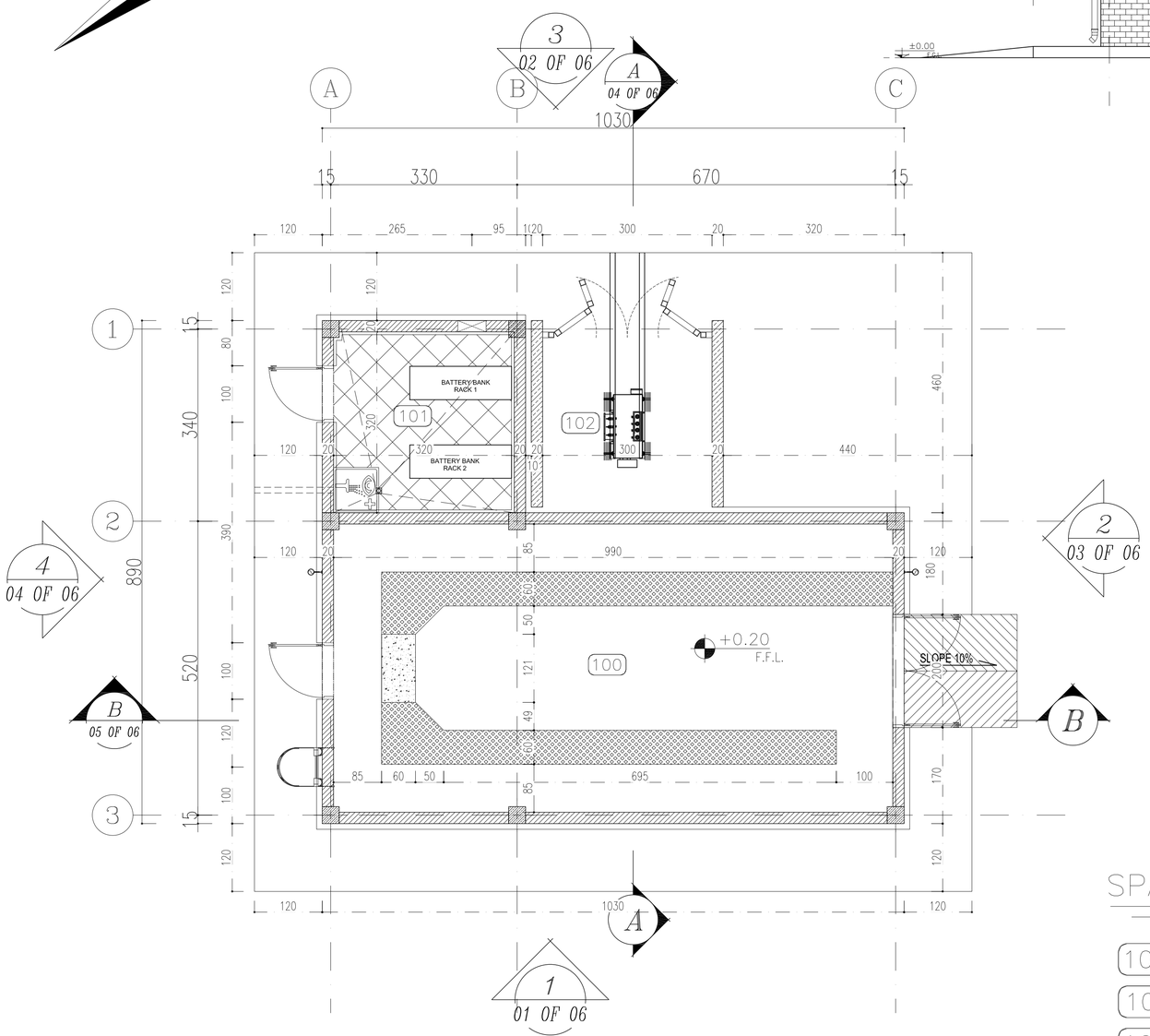

2 DIMENSION PLAN
SC.1:50

SPACE TAG NUMBER

- 100 SWITCHGEAR ROOM
- 101 BATTERY ROOM
- 102 TRANSFORMER SHELTER

NOTES

1- DIMENSIONS ARE IN "mm" AND ELEVATIONS IN "m" UNLESS SPECIFIED .
2- ALL DIMENSIONS AND ELEVATIONS SHALL BE CHECKED BY THE CONTRACTOR PRIOR TO CONSTRUCTION.
3- CONTRACTOR SHALL COMPARE ALL ARCHITECTURAL, MECHANICAL, ELECTRICAL, PIPING AND STRUCTURAL DRAWINGS AND IN CASE OF ANY CONFLICTS OR DISCREPANCY, INFORM THE ENGINEER.
4- SLAB ON GRADE SHALL BE CONSTRUCTED AFTER EXECUTION OF CABLE TRENCH & EQUIPMENTS FOUNDATION.
5- ALL MATERIALS ARE SELECTED FROM THE HIGHEST QUALITY AND SHALL BE APPROVED BY THE CLIENT.
6- FOR COORDINATE REFER TO FINISH GRADING DOCUMENTS.
7) REFERENCE COORDINATES E=1000.000 , N=1000.000 REFER TO X=440679 , Y=3288537 UTM.
8) FINISH GRADING LEVEL (BK12) ELEVATION :
+69 m (GLOBAL) = ±0.00 (LOCAL)
9) ALL HVAC OPENINGS SIZE, SPECS, AND POSITION WILL BE FINALISED BASED ON HVAC SYSTEM DESIGN.

LEGEND

- BRICK WALL
- REINFORCED CONCRETE
- CHEQUERED PLATE TRENCH CAP
- LEAN CONCRETE
- ANTI-ACID CERAMIC

F.FL.	FINISHED FLOOR
F.G.L.	FINISHED GRADING LEVEL
T.O.Wa.	TOP OF WALKWAY
T.O.P.	TOP OF PARAPET
T.O.Fou.	TOP OF FOUNDATION
B.O.Pit	BOTTOM OF PIT
B.O.O.	BOTTOM OF OPENING
T.O.D.	TOP OF DOOR
T.O.R.	TOP OF ROOF
T.O.W.	TOP OF WALL
B.O.O.	BOTTOM OF OPENING

REFERENCE DRAWING	DRG. No.
STANDARD DRAWING FOR ARCHITECTURAL DETAILS	BK-GNRAL-PEDCO-000-AR-DW-0001
STANDARD DETAILS FOR LADDER & SAFETY CAGE	BK-GNRAL-PEDCO-000-ST-DW-0009
FOUNDATION DRAWING FOR SWITCHGEAR BUILDING FOR WELL PADS - BK-12	BK-BK12-PEDCO-110-ST-DW-0004
STRUCTURAL DRAWING FOR SWITCHGEAR BUILDING FOR WELL PADS - BK-12	BK-BK12-PEDCO-110-ST-DW-0005
GENERAL CIVIL LAYOUT - BK12	BK-BK12-PEDCO-110-CV-PY-0001
HVAC SYSTEM LAYOUT FOR SWITCHGEAR BUILDING - BK12	BK-BK12-PEDCO-110-HV-PY-0001
PLUMBING & SEWAGE PIPING LAYOUT FOR SWITCHGEAR BUILDING - BK12	BK-BK12-PEDCO-110-HV-PY-0003

KEY PLAN

KEY PLAN IS ON HOLD UNTIL THE COMPLETION OF WELLS' PLOT PLANS.

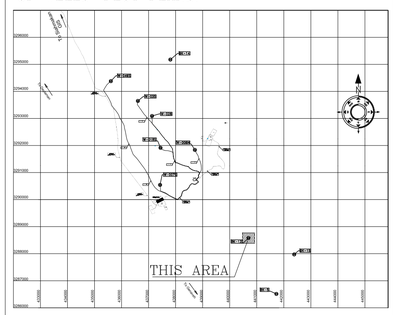

REV.	DATE	P.O.I.S	PREP.	CHK.	APP.	AUT.
D02	SEP.2022	IFC	R.BERLOUIE	M.FAKHARIAN	M.Mehrshad	**.**
D01	MAY.2022	IFC	R.BERLOUIE	M.FAKHARIAN	M.Mehrshad	**.**
D00	MAR.2022	IFC	R.BERLOUIE	M.FAKHARIAN	M.Mehrshad	**.**

REV.	DESCRIPTION	BY	DATE	BY	DATE
***	**********	**.**	***.****	**.**	***.****
		CHECKED		REV. APPR.	

PROJECT NAME: BINAK OILFIELD DEVELOPMENT/SUB-SURFACE WORK PACKAGES BK12 WHF MODIFICATIONS

PROJECT NO.: 971020

EPC CONTRACTOR: HIRGAN ENERGY - DESIGN & INSPECTION COMPANIES

EPD/EPC CONTRACTOR (GC): PETROIRAN DEVELOPMENT COMPANY (PEDCO)

DRAWING TITLE:
ARCHITECTURAL DRAWING FOR SWITCHGEAR BUILDING OF WELL PADS - BK-12
PLAN AND ELEVATION

SCALE	SIZE	DRAWING NO.	SHEET NO.	REV.
AS SHOWN	A1	BK-BK12-PEDCO-110-AR-DW-0002	02 OF 06	D02

اصل و کلیه نسخ این نقشه و حق اقتباس متعلق به شرکت ملی مناطق نفت خیز جنوب میباشد.

THE ORIGINAL AND ALL COPIES OF THIS DRAWING TOGETHER WITH THE COPYRIGHT THEREIN ARE THE SOLE PROPERTY OF N.I.S.O.C./ FIELDS

BINAK OILFIELD DEVELOPMENT
SUB-SURFACE WORK PACKAGES
BK12 WHF MODIFICATIONS

DATE	SCALE	DRAWING BY	CHECKED BY	PROJECT ENG.

NO CONSTRUCTION PERMITTED UNLESS DRAWING APPROVED

APPROVED FOR CONSTRUCTION BY: DATE:

BUDGET REF.	LOCATION	SIZE	CLASS	SERIAL NO.	SHEET	REVISION
053-073-9184	F	4	B	708292	02 OF 06	D02

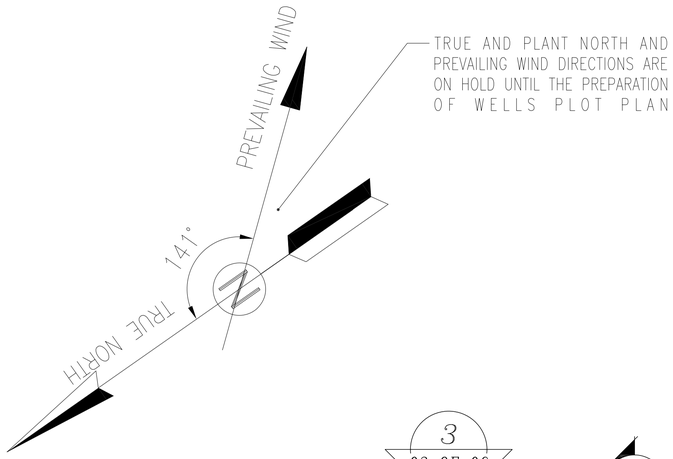

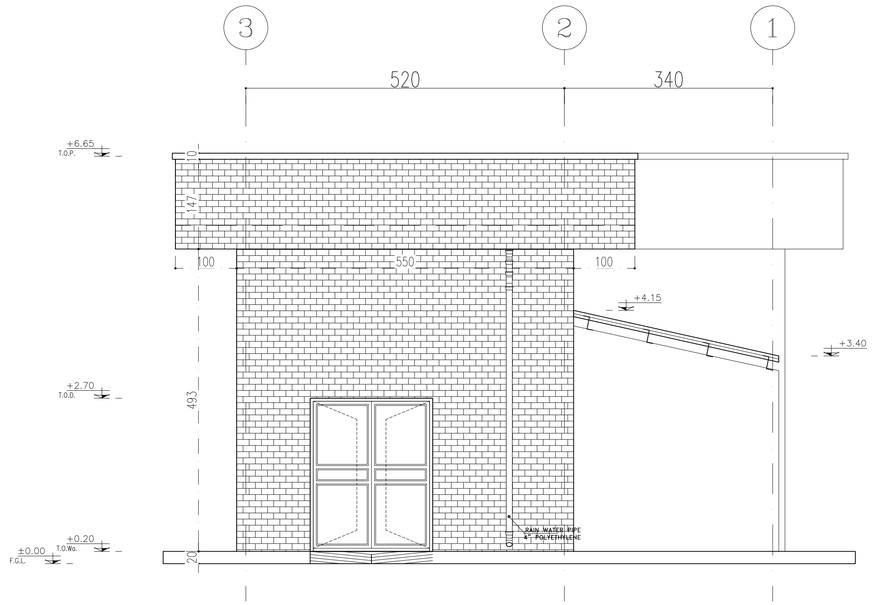

2 ELEVATION
SC.1:50 (01 OF 06)

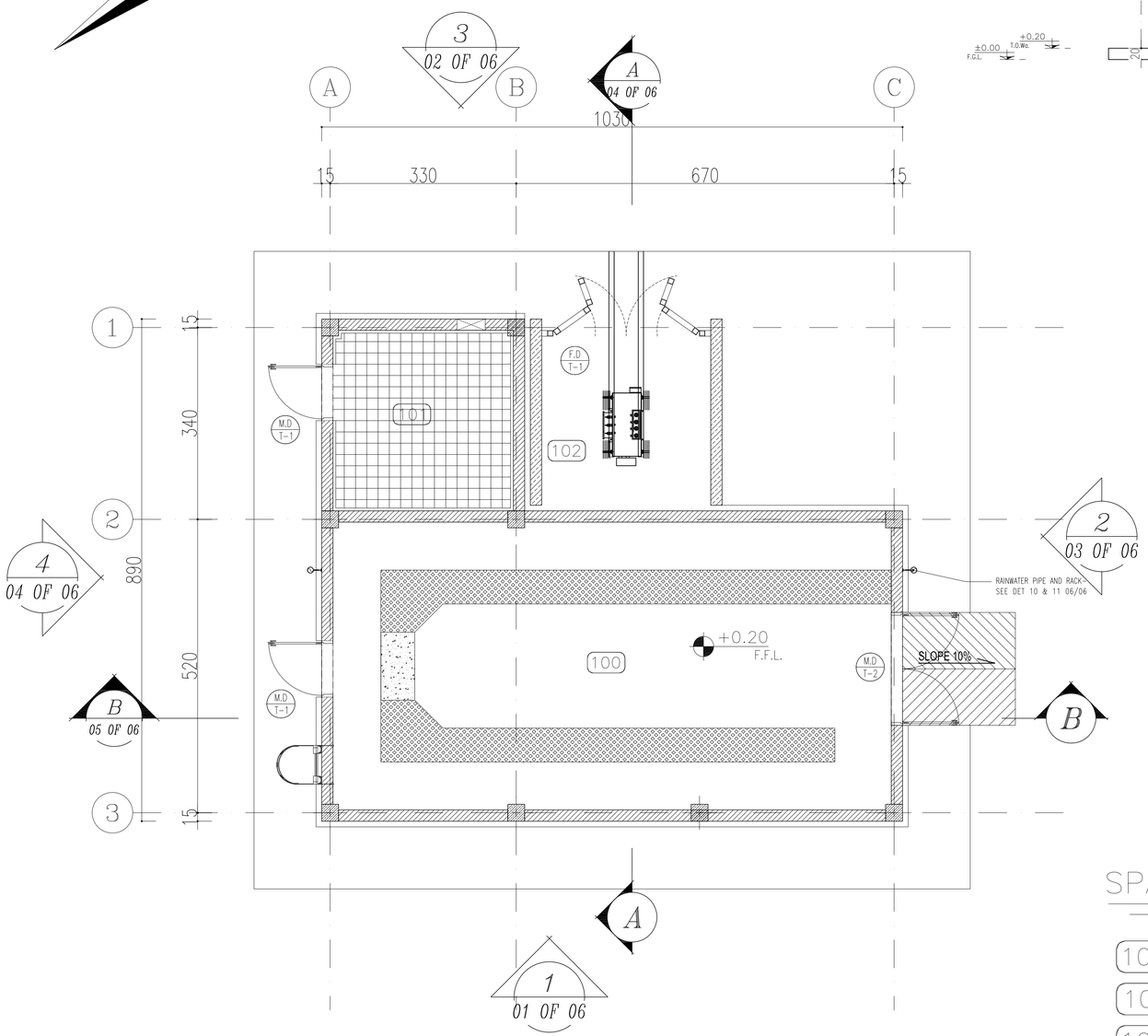

3 FLOOR FINISHING PLAN
SC.1:50

SPACE TAG NUMBER

- 100 SWITCHGEAR ROOM
- 101 BATTERY ROOM
- 102 TRANSFORMER SHELTER

NOTES

1- DIMENSIONS ARE IN "mm" AND ELEVATIONS IN "m" UNLESS SPECIFIED .
2- ALL DIMENSIONS AND ELEVATIONS SHALL BE CHECKED BY THE CONTRACTOR PRIOR TO CONSTRUCTION.
3- CONTRACTOR SHALL COMPARE ALL ARCHITECTURAL, MECHANICAL, ELECTRICAL, PIPING AND STRUCTURAL DRAWINGS AND IN CASE OF ANY CONFLICTS OR DISCREPANCY, INFORM THE ENGINEER.
4- SLAB ON GRADE SHALL BE CONSTRUCTED AFTER EXECUTION OF CABLE TRENCH & EQUIPMENTS FOUNDATION.
5- ALL MATERIALS ARE SELECTED FROM THE HIGHEST QUALITY AND SHALL BE APPROVED BY THE CLIENT.
6- FOR COORDINATE REFER TO FINISH GRADING DOCUMENTS.
7) REFERENCE COORDINATES E=1000.000 , N=1000.000 REFER TO X=440679 , Y=3288537 UTM.
8) FINISH GRADING LEVEL (BK12) ELEVATION :
+69 m (GLOBAL) = ±0.00 (LOCAL)
9) ALL HVAC OPENINGS SIZE, SPECS, AND POSITION WILL BE FINALISED BASED ON HVAC SYSTEM DESIGN.

LEGEND

- BRICK WALL
- REINFORCED CONCRETE
- CHEQUERED PLATE TRENCH CAP
- LEAN CONCRETE
- ANTI-ACID CERAMIC

F.FL.	FINISHED FLOOR
F.G.L.	FINISHED GRADING LEVEL
T.O.Wa.	TOP OF WALKWAY
T.O.P.	TOP OF PARAPET
T.O.Fou.	TOP OF FOUNDATION
B.O.Pit	BOTTOM OF PIT
B.O.O.	BOTTOM OF OPENING
T.O.D.	TOP OF DOOR
T.O.R.	TOP OF ROOF
T.O.W.	TOP OF WALL
B.O.O.	BOTTOM OF OPENING

REFERENCE DRAWING	DRG. No.
STANDARD DRAWING FOR ARCHITECTURAL DETAILS	BK-GNRAL-PEDCO-000-AR-DW-0001
STANDARD DETAILS FOR LADDER & SAFETY CAGE	BK-GNRAL-PEDCO-000-ST-DW-0009
FOUNDATION DRAWING FOR SWITCHGEAR BUILDING FOR WELL PADS - BK-12	BK-BK12-PEDCO-110-ST-DW-0004
STRUCTURAL DRAWING FOR SWITCHGEAR BUILDING FOR WELL PADS - BK-12	BK-BK12-PEDCO-110-ST-DW-0005
GENERAL CIVIL LAYOUT - BK12	BK-BK12-PEDCO-110-CV-PY-0001
HVAC SYSTEM LAYOUT FOR SWITCHGEAR BUILDING - BK12	BK-BK12-PEDCO-110-HV-PY-0001
PLUMBING & SEWAGE PIPING LAYOUT FOR SWITCHGEAR BUILDING - BK12	BK-BK12-PEDCO-110-HV-PY-0003

KEY PLAN

KEY PLAN IS ON HOLD UNTIL THE COMPLETION OF WELLS' PLOT PLANS.

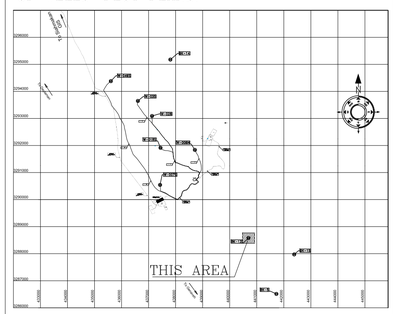

REV.	DATE	P.O.I.S	PREP.	CHK.	APP.	AUT.
D02	SEP.2022	IFC	R.BERLOUIE	M.FAKHARIAN	M.Mehrshad	**.**
D01	MAY.2022	IFC	R.BERLOUIE	M.FAKHARIAN	M.Mehrshad	**.**
D00	MAR.2022	IFC	R.BERLOUIE	M.FAKHARIAN	M.Mehrshad	**.**

REV.	DESCRIPTION	BY	DATE	BY	DATE
***	**********	**.**	***.****	**.**	***.****
		CHECKED		REV. APPR.	

PROJECT NAME: BINAK OILFIELD DEVELOPMENT/SUB-SURFACE WORK PACKAGES BK12 WHF MODIFICATIONS

PROJECT NO.: 971020

EPC CONTRACTOR: HIRGAN ENERGY - DESIGN & INSPECTION COMPANIES

EPD/EPC CONTRACTOR (GC): PETROIRAN DEVELOPMENT COMPANY (PEDCO)

اصل و کلیه نسخ این نقشه و حق اقتباس متعلق به شرکت ملی مناطق نفت خیز جنوب میباشد.

THE ORIGINAL AND ALL COPIES OF THIS DRAWING TOGETHER WITH THE COPYRIGHT THEREIN ARE THE SOLE PROPERTY OF N.I.S.O.C./ FIELDS

BINAK OILFIELD DEVELOPMENT
SUB-SURFACE WORK PACKAGES
BK12 WHF MODIFICATIONS

DATE	SCALE	DRAWING BY	CHECKED BY	PROJECT ENG.

NO CONSTRUCTION PERMITTED UNLESS DRAWING APPROVED

APPROVED FOR CONSTRUCTION BY: DATE:

DRAWING TITLE:
ARCHITECTURAL DRAWING FOR SWITCHGEAR BUILDING OF WELL PADS - BK-12
PLAN AND ELEVATION

SCALE	SIZE	DRAWING NO.	SHEET NO.	REV.	BUDGET REF.	LOCATION	SIZE	CLASS	SERIAL NO.	SHEET	REVISION
AS SHOWN	A1	BK-BK12-PEDCO-110-AR-DW-0002	03 OF 06	D02	053-073-9184	F	4	B	708292	03 OF 06	D02

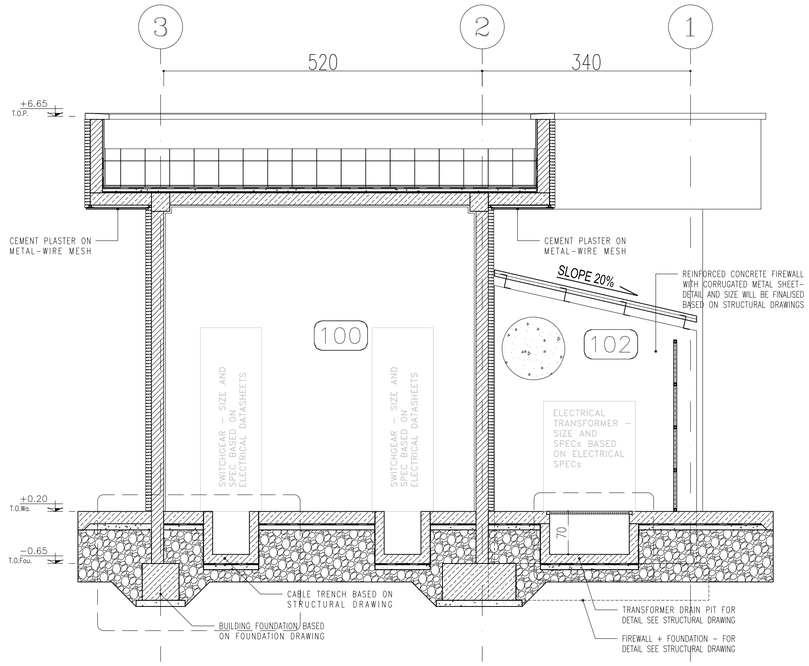

A A-A SECTION
SC.1:50 (01 OF 06)

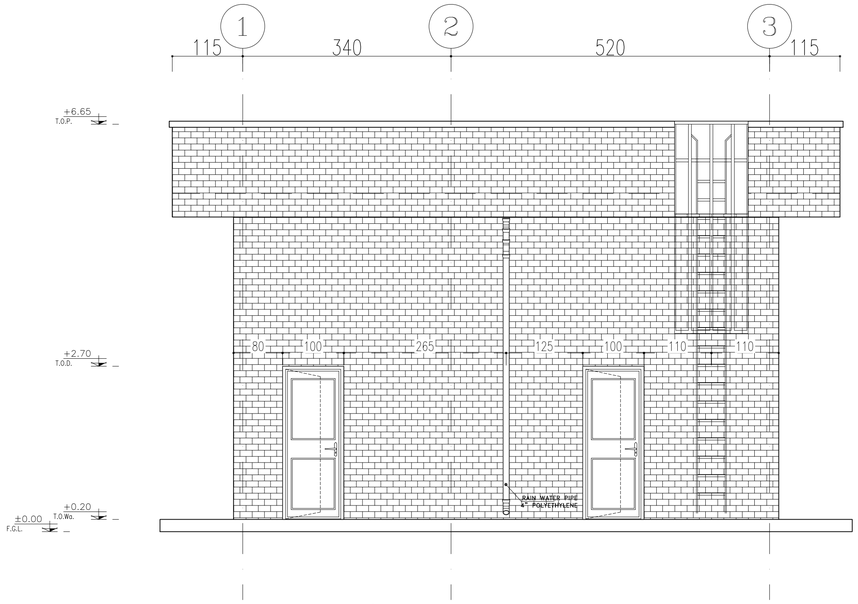

4 ELEVATION
SC.1:50 (01 OF 06)

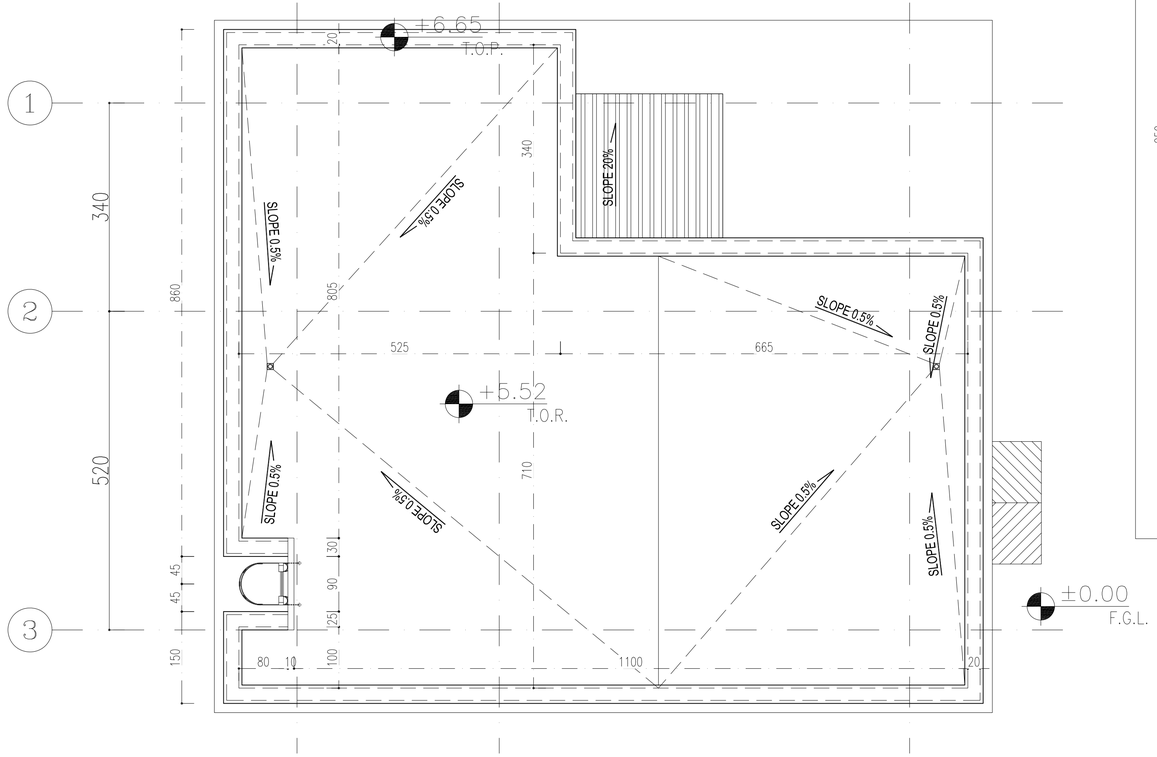

4 ROOF PLAN
SC.1:50

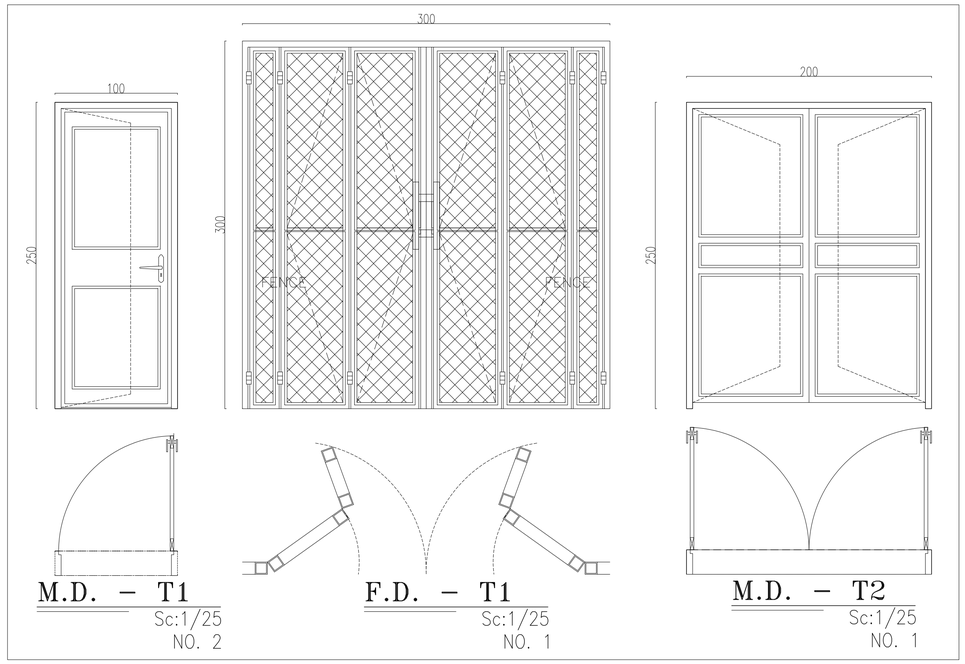

M.D. - T1
Sc:1/25
NO. 2

F.D. - T1
Sc:1/25
NO. 1

M.D. - T2
Sc:1/25
NO. 1

DOOR TYPES

SPACE TAG NUMBER

100 SWITCHGEAR ROOM
101 BATTERY ROOM
102 TRANSFORMER SHELTER

NOTES

1- DIMENSIONS ARE IN "mm" AND ELEVATIONS IN "m" UNLESS SPECIFIED .
2- ALL DIMENSIONS AND ELEVATIONS SHALL BE CHECKED BY THE CONTRACTOR PRIOR TO CONSTRUCTION.
3- CONTRACTOR SHALL COMPARE ALL ARCHITECTURAL, MECHANICAL, ELECTRICAL, PIPING AND STRUCTURAL DRAWINGS AND IN CASE OF ANY CONFLICTS OR DISCREPANCY, INFORM THE ENGINEER.
4- SLAB ON GRADE SHALL BE CONSTRUCTED AFTER EXECUTION OF CABLE TRENCH & EQUIPMENTS FOUNDATION.
5- ALL MATERIALS ARE SELECTED FROM THE HIGHEST QUALITY AND SHALL BE APPROVED BY THE CLIENT.
6- FOR COORDINATE REFER TO FINISH GRADING DOCUMENTS.
7) REFERENCE COORDINATES E=1000.000 , N=1000.000 REFER TO X=440679 , Y=3288537 UTM.
8) FINISH GRADING LEVEL (BK12) ELEVATION :
+69 m (GLOBAL) = ±0.00 (LOCAL)
9) ALL HVAC OPENINGS SIZE, SPECS, AND POSITION WILL BE FINALISED BASED ON HVAC SYSTEM DESIGN.

LEGEND

BRICK WALL
REINFORCED CONCRETE
CHEQUERED PLATE TRENCH CAP
LEAN CONCRETE
ANTI-ACID CERAMIC

F.FL.	FINISHED FLOOR
F.G.L.	FINISHED GRADING LEVEL
T.O.Wa.	TOP OF WALKWAY
T.O.P.	TOP OF PARAPET
T.O.Fou.	TOP OF FOUNDATION
B.O.Pit	BOTTOM OF PIT
B.O.O.	BOTTOM OF OPENING
T.O.D.	TOP OF DOOR
T.O.R.	TOP OF ROOF
T.O.W.	TOP OF WALL
B.O.O.	BOTTOM OF OPENING

REFERENCE DRAWING	DRG. No.
STANDARD DRAWING FOR ARCHITECTURAL DETAILS	BK-GNRAL-PEDCO-000-AR-DW-0001
STANDARD DETAILS FOR LADDER & SAFETY CAGE	BK-GNRAL-PEDCO-000-ST-DW-0009
FOUNDATION DRAWING FOR SWITCHGEAR BUILDING FOR WELL PADS - BK-12	BK-BK12-PEDCO-110-ST-DW-0004
STRUCTURAL DRAWING FOR SWITCHGEAR BUILDING FOR WELL PADS - BK-12	BK-BK12-PEDCO-110-ST-DW-0005
GENERAL CIVIL LAYOUT - BK12	BK-BK12-PEDCO-110-CV-PY-0001
HVAC SYSTEM LAYOUT FOR SWITCHGEAR BUILDING - BK12	BK-BK12-PEDCO-110-HV-PY-0001
PLUMBING & SEWAGE PIPING LAYOUT FOR SWITCHGEAR BUILDING - BK12	BK-BK12-PEDCO-110-HV-PY-0003

KEY PLAN

KEY PLAN IS ON HOLD UNTIL THE COMPLETION OF WELLS' PLOT PLANS.

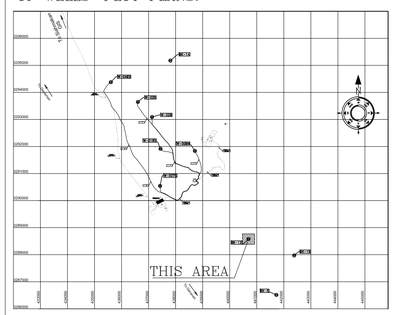

REV.	DATE	P.O.I.S	PREP.	CHK.	APP.	AUT.
D02	SEP.2022	IFC	R.BERLOUIE	M.FAKHARIAN	M.Mehrshad	**.**
D01	MAY.2022	IFC	R.BERLOUIE	M.FAKHARIAN	M.Mehrshad	**.**
D00	MAR.2022	IFC	R.BERLOUIE	M.FAKHARIAN	M.Mehrshad	**.**

REV.	DESCRIPTION	CHECKED BY	CHECKED DATE	REV. APPR. BY	REV. APPR. DATE
***	**********	**.**	***.****	**.**	***.****

PROJECT NAME: BINAK OILFIELD DEVELOPMENT/SUB-SURFACE WORK PACKAGES BK12 WHF MODIFICATIONS

PROJECT NO.: 971020

EPC CONTRACTOR: HIRGAN ENERGY - DESIGN & INSPECTION COMPANIES

EPD/EPC CONTRACTOR (GC): PETROIRAN DEVELOPMENT COMPANY (PEDCO)

اصل و کلیه نسخ این نقشه و حق اقتباس متعلق به شرکت ملی مناطق نفت خیز جنوب میباشد.

THE ORIGINAL AND ALL COPIES OF THIS DRAWING TOGETHER WITH THE COPYRIGHT THEREIN ARE THE SOLE PROPERTY OF N.I.S.O.C./ FIELDS

BINAK OILFIELD DEVELOPMENT
SUB-SURFACE WORK PACKAGES
BK12 WHF MODIFICATIONS

DATE	SCALE	DRAWING BY	CHECKED BY	PROJECT ENG.

NO CONSTRUCTION PERMITTED UNLESS DRAWING APPROVED

APPROVED FOR CONSTRUCTION BY: DATE:

DRAWING TITLE:
ARCHITECTURAL DRAWING FOR SWITCHGEAR BUILDING OF WELL PADS - BK-12
PLAN, SECTION AND ELEVATION

SCALE	SIZE	DRAWING NO.	SHEET NO.	REV.	BUDGET REF.	LOCATION	SIZE	CLASS	SERIAL NO.	SHEET	REVISION
AS SHOWN	A1	BK-BK12-PEDCO-110-AR-DW-0002	04 OF 06	D02	053-073-9184	F	4	B	708292	04 OF 06	D02

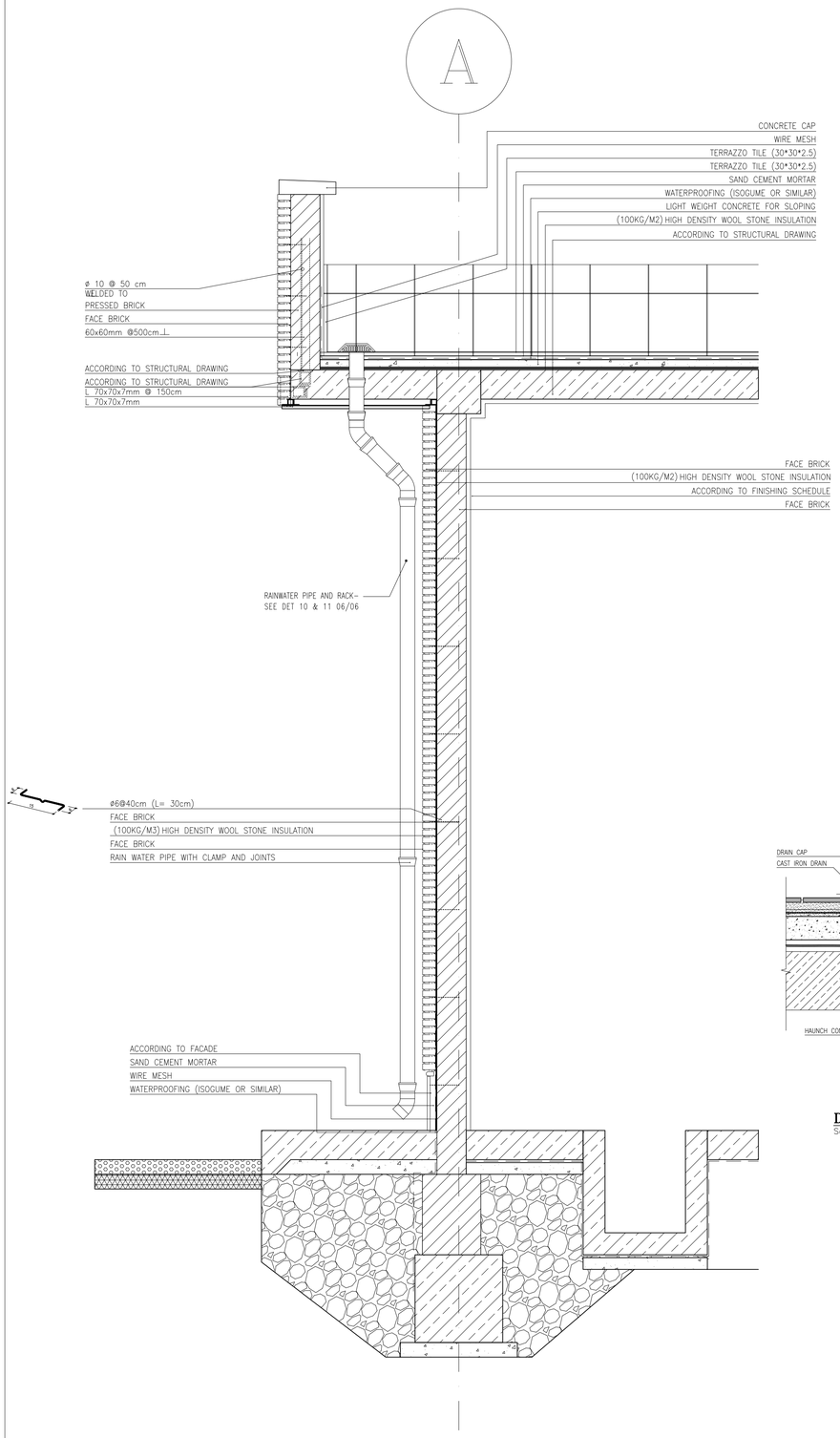

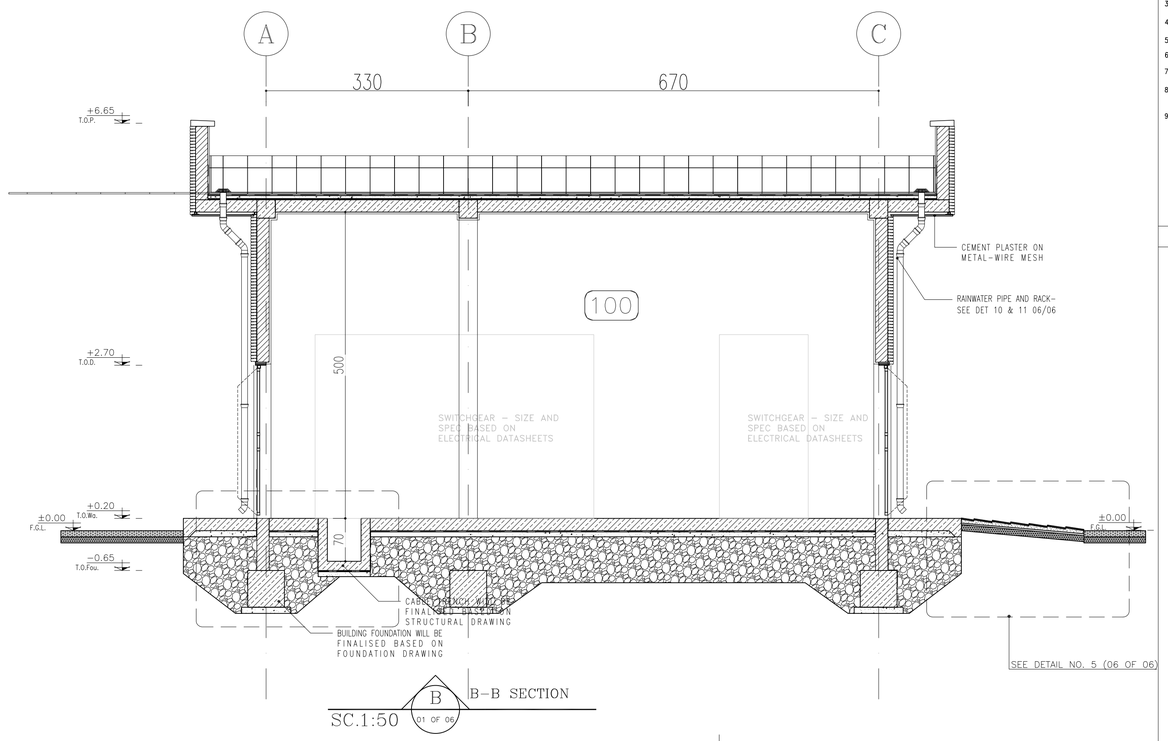

B B-B SECTION
SC.1:50 01 OF 06

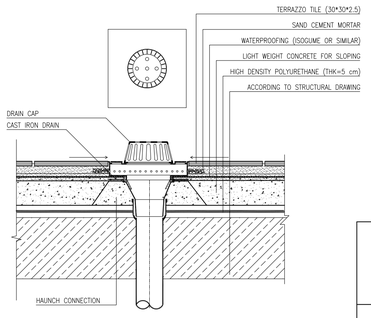

DRAIN DETAIL (ROOF)
Sc:1/25 DETAIL-13

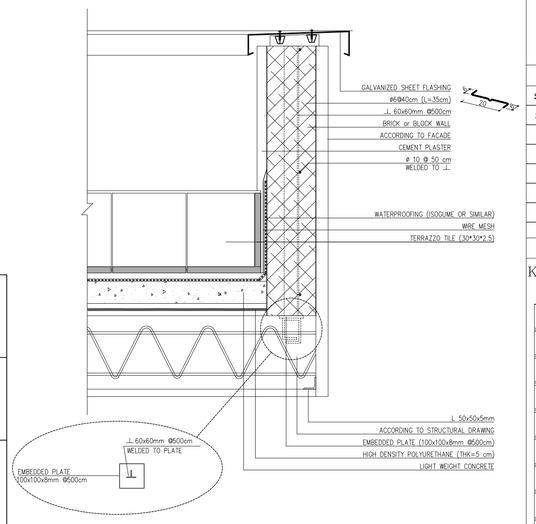

TYPICAL PARAPET SUPPORT DETAIL
Sc:1/25 DETAIL-24

NOTES

1- DIMENSIONS ARE IN "mm" AND ELEVATIONS IN "m" UNLESS SPECIFIED .
2- ALL DIMENSIONS AND ELEVATIONS SHALL BE CHECKED BY THE CONTRACTOR PRIOR TO CONSTRUCTION.
3- CONTRACTOR SHALL COMPARE ALL ARCHITECTURAL, MECHANICAL, ELECTRICAL, PIPING AND STRUCTURAL DRAWINGS AND IN CASE OF ANY CONFLICTS OR DISCREPANCY, INFORM THE ENGINEER.
4- SLAB ON GRADE SHALL BE CONSTRUCTED AFTER EXECUTION OF CABLE TRENCH & EQUIPMENTS FOUNDATION.
5- ALL MATERIALS ARE SELECTED FROM THE HIGHEST QUALITY AND SHALL BE APPROVED BY THE CLIENT.

6- FOR COORDINATE REFER TO FINISH GRADING DOCUMENTS.

7) REFERENCE COORDINATES E=1000.000 , N=1000.000 REFER TO X=440679 , Y=3288537 UTM.

8) FINISH GRADING LEVEL (BK12) ELEVATION :
+69 m (GLOBAL) = ±0.00 (LOCAL)

9) ALL HVAC OPENINGS SIZE, SPECS, AND POSITION WILL BE FINALISED BASED ON HVAC SYSTEM DESIGN.

LEGEND

- BRICK WALL
- REINFORCED CONCRETE
- CHEQUERED PLATE TRENCH CAP
- LEAN CONCRETE
- ANTI-ACID CERAMIC

F.FL.	FINISHED FLOOR
F.G.L.	FINISHED GRADING LEVEL
T.O.Wa.	TOP OF WALKWAY
T.O.P.	TOP OF PARAPET
T.O.Fou.	TOP OF FOUNDATION
B.O.Pit	BOTTOM OF PIT
B.O.O.	BOTTOM OF OPENING
T.O.D.	TOP OF DOOR
T.O.R.	TOP OF ROOF
T.O.W.	TOP OF WALL
B.O.O.	BOTTOM OF OPENING

REFERENCE DRAWING	DRG. No.
STANDARD DRAWING FOR ARCHITECTURAL DETAILS	BK-GNRAL-PEDCO-000-AR-DW-0001
STANDARD DETAILS FOR LADDER & SAFETY CAGE	BK-GNRAL-PEDCO-000-ST-DW-0009
FOUNDATION DRAWING FOR SWITCHGEAR BUILDING FOR WELL PADS - BK-12	BK-BK12-PEDCO-110-ST-DW-0004
STRUCTURAL DRAWING FOR SWITCHGEAR BUILDING FOR WELL PADS - BK-12	BK-BK12-PEDCO-110-ST-DW-0005
GENERAL CIVIL LAYOUT - BK12	BK-BK12-PEDCO-110-CV-PY-0001
HVAC SYSTEM LAYOUT FOR SWITCHGEAR BUILDING - BK12	BK-BK12-PEDCO-110-HV-PY-0001
PLUMBING & SEWAGE PIPING LAYOUT FOR SWITCHGEAR BUILDING - BK12	BK-BK12-PEDCO-110-HV-PY-0003

KEY PLAN

KEY PLAN IS ON HOLD UNTIL THE COMPLETION OF WELLS' PLOT PLANS.

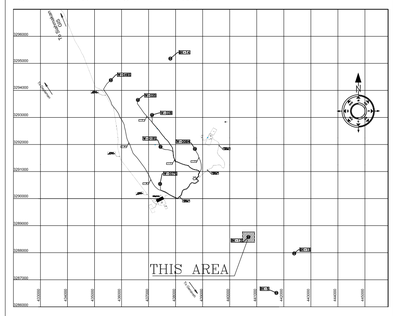

FINISHING SCHEDULE

SPACE TAG NUMBER	FLOOR: SMOOTH LEVELED CONCRETE FINISHING	FLOOR: ANTI ACID CERAMIC TILES (20x20)	FLOOR:	WALL: WHITE CEMENT PLASTER + OIL PAINT	WALL: ANTI ACID CERAMIC TILES (20x20)	WALL: SMOOTH LEVELED CONCRETE FINISHING	CEILING: WHITE CEMENT PLASTER+OIL PAINT	CEILING: CURROGATED METAL SHEET 0.75mm	
100 SWITCHGEAR ROOM	●					●	●		
101 BATTERY ROOM		●			●		●		
102 TRANSFORMER SHELTER	●					●		●	

REV.	DATE	P.O.I.S	PREP.	CHK.	APP.	AUT.
D02	SEP.2022	IFC	R.BERLOUIE	M.PAKHARIAN	M.Mehrshad	**.**
D01	MAY.2022	IFC	R.BERLOUIE	M.PAKHARIAN	M.Mehrshad	**.**
D00	MAR.2022	IFC	R.BERLOUIE	M.PAKHARIAN	M.Mehrshad	**.**

REV.	DESCRIPTION	CHECKED BY	DATE	REV. APPR. BY	DATE
***	**********	**.**	***.****	**.**	***.****

PROJECT NAME: BINAK OILFIELD DEVELOPMENT/SUB-SURFACE WORK PACKAGES BK12 WHF MODIFICATIONS

PROJECT NO.: 971020

EPC CONTRACTOR: HIRGAN ENERGY - DESIGN & INSPECTION COMPANIES

EPD/EPC CONTRACTOR (GC): PETROIRAN DEVELOPMENT COMPANY (PEDCO)

اصل و کلیه نسخ این نقشه و حق اقتباس متعلق به شرکت ملی مناطق نفت خیز جنوب میباشد.

THE ORIGINAL AND ALL COPIES OF THIS DRAWING TOGETHER WITH THE COPYRIGHT THEREIN ARE THE SOLE PROPERTY OF N.I.S.O.C./ FIELDS

BINAK OILFIELD DEVELOPMENT
SUB-SURFACE WORK PACKAGES
BK12 WHF MODIFICATIONS

DATE	SCALE	DRAWING BY	CHECKED BY	PROJECT ENG.

NO CONSTRUCTION PERMITTED UNLESS DRAWING APPROVED

APPROVED FOR CONSTRUCTION BY: DATE:

DRAWING TITLE:
ARCHITECTURAL DRAWING FOR SWITCHGEAR BUILDING OF WELL PADS - BK-12
SECTION, WALL SECTION AND DETAILS

SCALE	SIZE	DRAWING NO.	SHEET NO.	REV.	BUDGET REF.	LOCATION	SIZE	CLASS	SERIAL NO.	SHEET	REVISION
AS SHOWN	A1	BK-BK12-PEDCO-110-AR-DW-0002	05 OF 06	D02	053-073-9184	F	4	B	708292	05 OF 06	D02

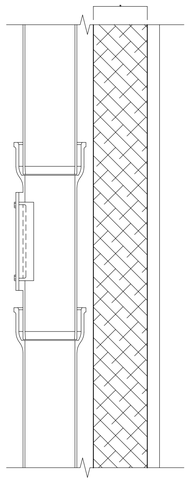

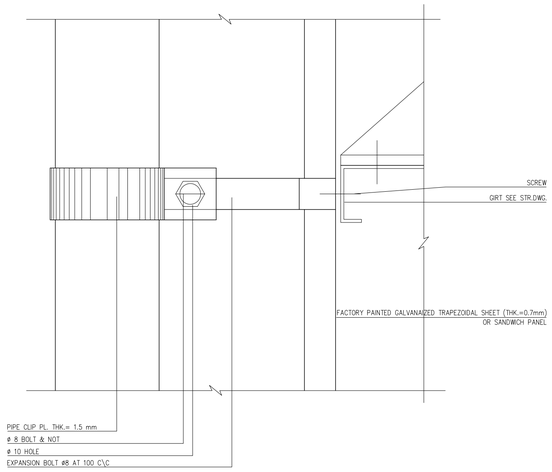

RAINWATER PIPE VALVE DETAIL

Sc:1/25 DETAIL-10

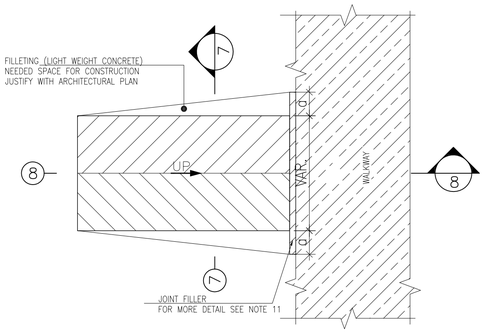

N.T.S. 5 TYPICAL RAMP PLAN

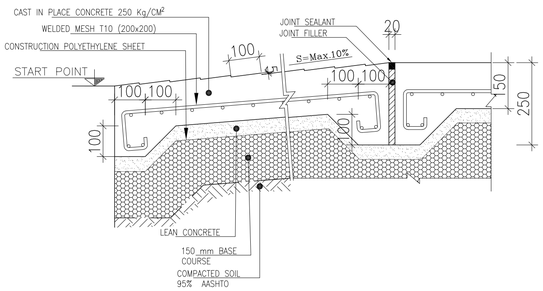

N.T.S. 8

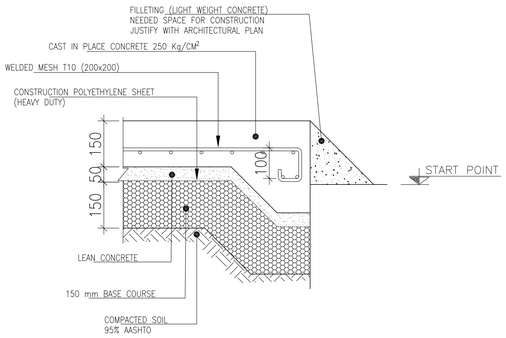

N.T.S. 7

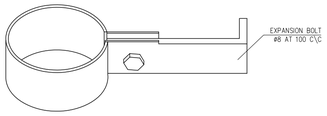

TYPICAL PIPE CLIP ON TRAPEZOIDAL SHEET

Sc:1/10 DETAIL-11

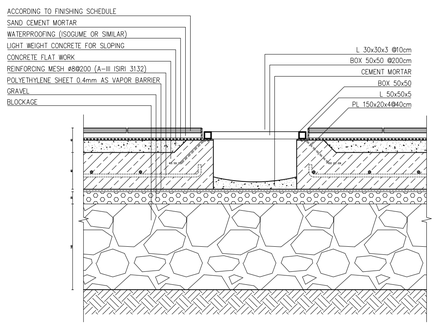

SECTION A-A

Sc:1/25

SECTION B-B

Sc:1/10

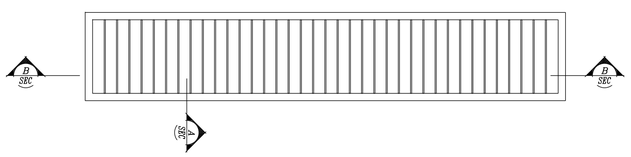

DETAIL OF FLOOR GRILLE

Sc:1/25 DETAIL-41

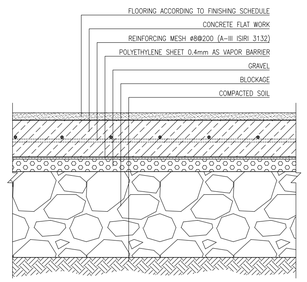

FLOORING DETAIL (GROUND FLOOR)

Sc:1/25 DETAIL-01

NOTES

1- DIMENSIONS ARE IN "mm" AND ELEVATIONS IN "m" UNLESS SPECIFIED .
2- ALL DIMENSIONS AND ELEVATIONS SHALL BE CHECKED BY THE CONTRACTOR PRIOR TO CONSTRUCTION.
3- CONTRACTOR SHALL COMPARE ALL ARCHITECTURAL, MECHANICAL, ELECTRICAL, PIPING AND STRUCTURAL DRAWINGS AND IN CASE OF ANY CONFLICTS OR DISCREPANCY, INFORM THE ENGINEER.
4- SLAB ON GRADE SHALL BE CONSTRUCTED AFTER EXECUTION OF CABLE TRENCH & EQUIPMENTS FOUNDATION.
5- ALL MATERIALS ARE SELECTED FROM THE HIGHEST QUALITY AND SHALL BE APPROVED BY THE CLIENT.
6- FOR COORDINATE REFER TO FINISH GRADING DOCUMENTS.
7) REFERENCE COORDINATES E=1000.000 , N=1000.000 REFER TO X=440679 , Y=3288537 UTM.
8) FINISH GRADING LEVEL (BK12) ELEVATION :
+69 m (GLOBAL) = ±0.00 (LOCAL)
9) ALL HVAC OPENINGS SIZE, SPECS, AND POSITION WILL BE FINALISED BASED ON HVAC SYSTEM DESIGN.

LEGEND

- BRICK WALL
- REINFORCED CONCRETE
- CHEQUERED PLATE TRENCH CAP
- LEAN CONCRETE
- ANTI-ACID CERAMIC

F.FL.	FINISHED FLOOR
F.G.L.	FINISHED GRADING LEVEL
T.O.Wa.	TOP OF WALKWAY
T.O.P.	TOP OF PARAPET
T.O.Fou.	TOP OF FOUNDATION
B.O.Pit	BOTTOM OF PIT
B.O.O.	BOTTOM OF OPENING
T.O.D.	TOP OF DOOR
T.O.R.	TOP OF ROOF
T.O.W.	TOP OF WALL
B.O.O.	BOTTOM OF OPENING

REFERENCE DRAWING	DRG. No.
STANDARD DRAWING FOR ARCHITECTURAL DETAILS	BK-GNRAL-PEDCO-000-AR-DW-0001
STANDARD DETAILS FOR LADDER & SAFETY CAGE	BK-GNRAL-PEDCO-000-ST-DW-0009
FOUNDATION DRAWING FOR SWITCHGEAR BUILDING FOR WELL PADS - BK-12	BK-BK12-PEDCO-110-ST-DW-0004
STRUCTURAL DRAWING FOR SWITCHGEAR BUILDING FOR WELL PADS - BK-12	BK-BK12-PEDCO-110-ST-DW-0005
GENERAL CIVIL LAYOUT - BK12	BK-BK12-PEDCO-110-CV-PY-0001
HVAC SYSTEM LAYOUT FOR SWITCHGEAR BUILDING - BK12	BK-BK12-PEDCO-110-HV-PY-0001
PLUMBING & SEWAGE PIPING LAYOUT FOR SWITCHGEAR BUILDING - BK12	BK-BK12-PEDCO-110-HV-PY-0003

KEY PLAN

KEY PLAN IS ON HOLD UNTIL THE COMPLETION OF WELLS' PLOT PLANS.

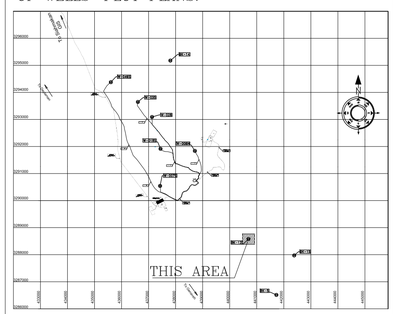

REV.	DATE	P.O.I.S	PREP.	CHK.	APP.	AUT.
D02	SEP.2022	IFC	R.BERLOUIE	M.FAKHARIAN	M.Mehrshad	**.**
D01	MAY.2022	IFC	R.BERLOUIE	M.FAKHARIAN	M.Mehrshad	**.**
D00	MAR.2022	IFC	R.BERLOUIE	M.FAKHARIAN	M.Mehrshad	**.**

REV.	DESCRIPTION	CHECKED BY	CHECKED DATE	REV. APPR. BY	REV. APPR. DATE
***	**********	**.**	***.****	**.**	***.****

PROJECT NAME: BINAK OILFIELD DEVELOPMENT/SUB-SURFACE WORK PACKAGES BK12 WHF MODIFICATIONS

PROJECT NO.: 971020

EPC CONTRACTOR: HIRGAN ENERGY - DESIGN & INSPECTION COMPANIES

EPD/EPC CONTRACTOR (GC): PETROIRAN DEVELOPMENT COMPANY (PEDCO)

DRAWING TITLE:
ARCHITECTURAL DRAWING FOR SWITCHGEAR BUILDING OF WELL PADS - BK-12
DETAILS

اصل و کلیه نسخ این نقشه و حق اقتباس متعلق به شرکت ملی مناطق نفت خیز جنوب میباشد.

THE ORIGINAL AND ALL COPIES OF THIS DRAWING TOGETHER WITH THE COPYRIGHT THEREIN ARE THE SOLE PROPERTY OF N.I.S.O.C./ FIELDS

BINAK OILFIELD DEVELOPMENT
SUB-SURFACE WORK PACKAGES
BK12 WHF MODIFICATIONS

DATE	SCALE	DRAWING BY	CHECKED BY	PROJECT ENG.

NO CONSTRUCTION PERMITTED UNLESS DRAWING APPROVED

APPROVED FOR CONSTRUCTION BY: DATE:

SCALE	SIZE	DRAWING NO.	SHEET NO.	REV.	BUDGET REF.	LOCATION	SIZE	CLASS	SERIAL NO.	SHEET	REVISION
AS SHOWN	A1	BK-BK12-PEDCO-110-AR-DW-0002	06 OF 06	D02	053-073-9184	F	4	B	708292	06 OF 06	D02