


# ELECTRICAL EQUIPMENT ARRANGEMENT LAYOUT FOR FOR SWITCHGEAR BUILDING OF WELL PADS

NOTES	
LEGEND	
REFERENCE DRAWING	DRG. No.
ARCHITECTURAL DRAWING FOR SWITCHGEAR BUILDING OF WELL PADS - W046S	BK-W046S-PEDCO-110-AR-DW-0003
ELECTRICAL LOAD LIST OF WELL PADS	BK-SSGRL-PEDCO-110-EL-LI-0001
CALCULATION NOTE FOR DC CHARGER OF WELL PADS	BK-SSGRL-PEDCO-110-EL-CN-0009







KEY PLAN

[illegible]



NOTES

- 1~ DIMENSIONS ARE IN "cm" AND ELEVATIONS IN "m" UNLESS SPECIFIED .
- 2~ ALL INFORMATION DATA, WEIGHTS AND DIMENSIONS SHOWN IN THE DRAWING SHALL BE VERIFIED AND FINALIZED ACCORDING TO VENDOR DOCUMENTS.
- 3~ THIS DRAWING IS VALID FOR ALL 6 NUMBER OF WELLS NAMED AS BELOW:
  - WELL NUMBER BK-12                      - WELL NUMBER BK-05                      - WELL NUMBER BKW-046
  - WELL NUMBER BK-15                      - WELL NUMBER W-007                      - WELL NUMBER BK-14

LEGEND	
	BRICK WALL
	REINFORCED CONCRETE
	CHEQUERED PLATE TRENCH CAP
	LEAN CONCRETE
	ANTI-ACID CERAMIC

REFERENCE DRAWING	DRG. No.
ARCHITECTURAL DRAWING FOR SWITCHGEAR BUILDING OF WELL PADS - W046S	BK-W046S-PEDCO-110-AR-DW-0003
ELECTRICAL LOAD LIST OF WELL PADS	BK-SSGR-L-PEDCO-110-EL-LI-0001
CALCULATION NOTE FOR DC CHARGER OF WELL PADS	BK-SSGR-L-PEDCO-110-EL-CN-0009

SPACE TAG NUMBER

- 100 SWITCHGEAR ROOM  
101 BATTERY ROOM  
102 TRANSFORMER SHELTER

[illegible]