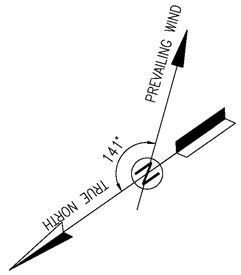

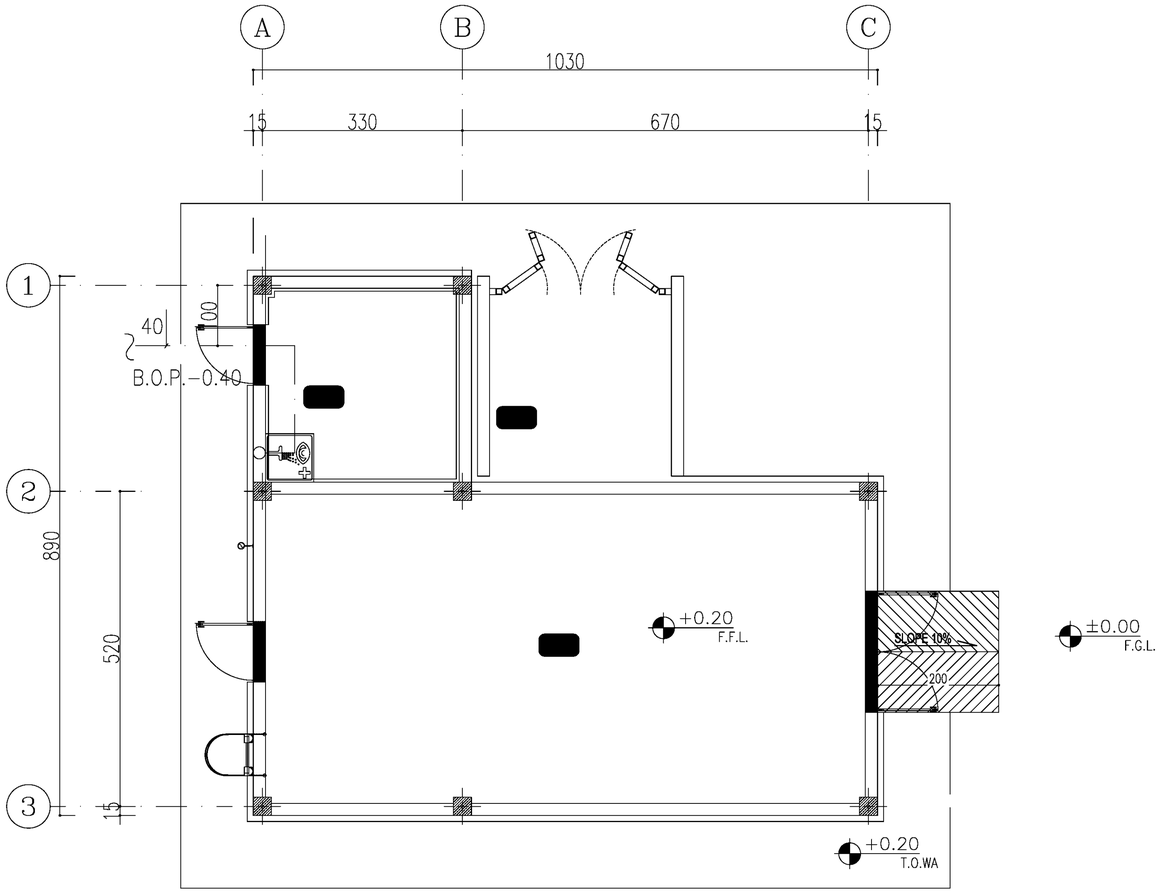

SC.1:50 — 1 — HVAC SYSTEM LAYOUT

SPACE TAG NUMBER

- SWITCHGEAR ROOM
- BATTERY ROOM
- TRANSFORMER SHELTER

NOTES

1- DIMENSIONS ARE IN "mm" AND ELEVATIONS IN "m" UNLESS SPECIFIED .
2- ALL DIMENSIONS AND ELEVATIONS SHALL BE CHECKED BY THE CONTRACTOR PRIOR TO CONSTRUCTION.
3- CONTRACTOR SHALL COMPARE ALL ARCHITECTURAL, MECHANICAL, ELECTRICAL, PIPING AND STRUCTURAL DRAWINGS AND IN CASE OF ANY CONFLICTS OR DISCREPANCY, INFORM THE ENGINEER.
4-ALL HVAC WORK SHALL BE DONE IN LINE WITH TECHNICAL SPECIFICATIONS.

LEGEND

REFERENCE DRAWING	DRG. No.
STANDARD DRAWING FOR HVAC & PLUMBING	BK-GNRAL-PEDCO-000-HV-DW-0001
SYMBOL & LEGEND FOR HVAC & PLUMBING	BK-GNRAL-PEDCO-000-HV-DW-0002

KEY PLAN

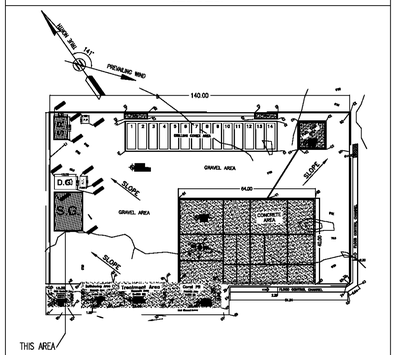

REV.	DESCRIPTION	BY	DATE	BY	DATE
***	**********	**.**	***.****	**.**	***.****
		CHECKED		REV. APPR.	

REV.	DATE	P.O.I.S	PREP.	CHK.	APP.	AUT.
D00	OCT.2022	IFC	A.ADINEH	M.FAKHARIAN	M.Mehrshad	**.**

اصل و کلیه نسخ این نقشه و حق اقتباس متعلق به شرکت ملی مناطق نفت خیز جنوب میباشد.

THE ORIGINAL AND ALL COPIES OF THIS DRAWING TOGETHER WITH THE COPYRIGHT THEREIN ARE THE SOLE PROPERTY OF
N.I.S.O.C./ FIELDS

PROJECT NAME: BINAK OILFIELD DEVELOPMENT/SUB-SURFACE WORK PACKAGES W046S WELLHEAD FACILITIES

PROJECT NO.: 971020

EPC CONTRACTOR: HIRGAN ENERGY – DESIGN & INSPECTION COMPANIES

EPD/EPC CONTRACTOR (GC): PEDCO — PETROIRAN DEVELOPMENT COMPANY

BINAK OILFIELD DEVELOPMENT
SUB-SURFACE WORK PACKAGES
W046S WELLHEAD FACILITIES

DATE	SCALE	DRAWING BY	CHECKED BY	PROJECT ENG.

DRAWING TITLE:
PLUMBING & SEWAGE PIPING LAYOUT FOR SWITCHGEAR BUILDING – W046S

NO CONSTRUCTION PERMITTED UNLESS DRAWING APPROVED

APPROVED FOR CONSTRUCTION | BY: | DATE:

SCALE	SIZE	DRAWING NO.	SHEET NO.	REV.	BUDGET REF.	LOCATION	SIZE	CLASS	SERIAL NO.	SHEET	REVISION
AS SHOWN	A1	BK-W046S-PEDCO-110-HV-PY-0003	01 OF 02	D00	053-073-9184	F	4	B	707613	01 OF 02	D00

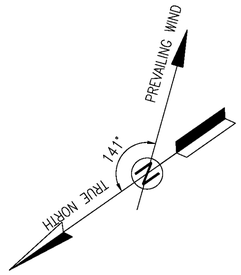

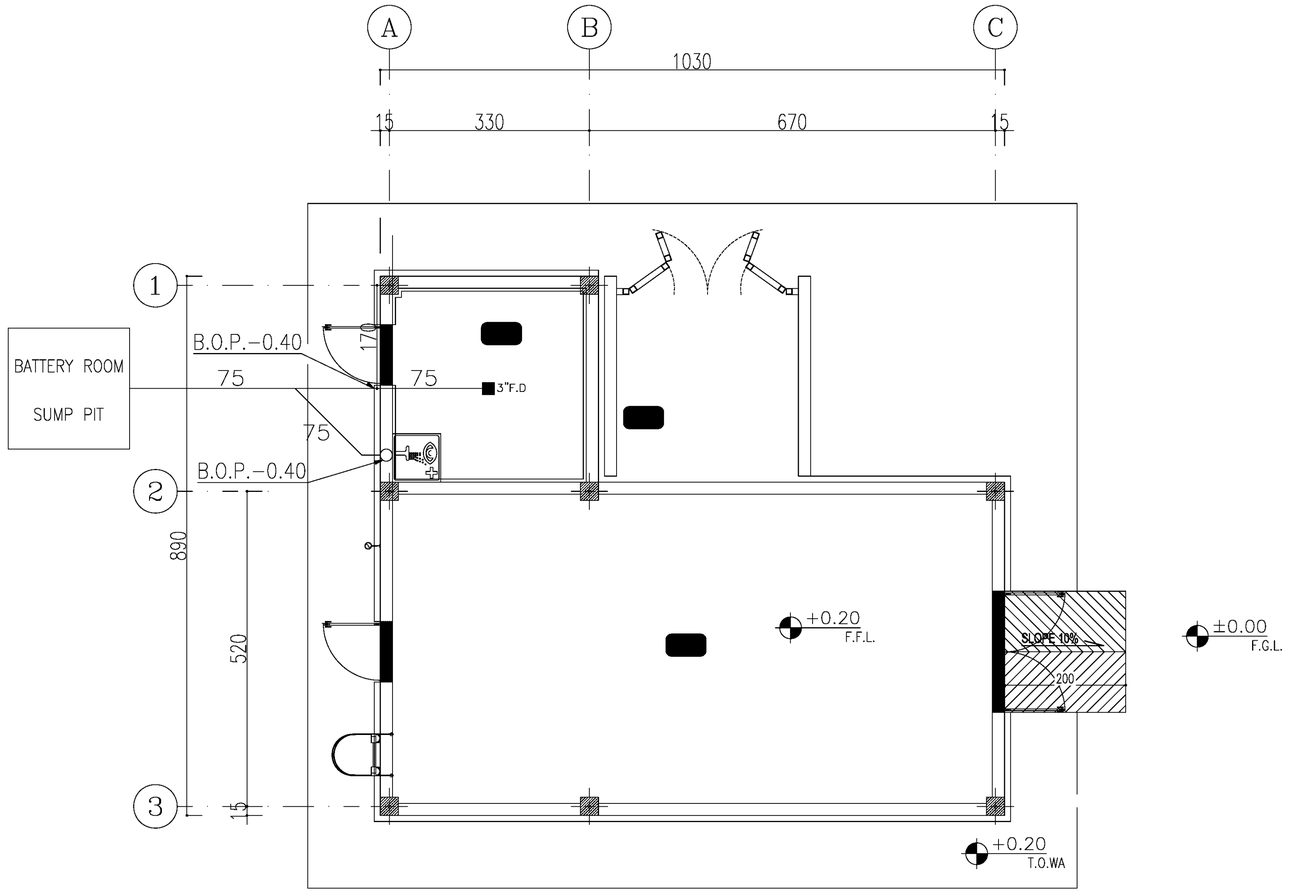

SC.1:50 — 1 — HVAC SYSTEM LAYOUT

NOTES

1- DIMENSIONS ARE IN "mm" AND ELEVATIONS IN "m" UNLESS SPECIFIED .
2- ALL DIMENSIONS AND ELEVATIONS SHALL BE CHECKED BY THE CONTRACTOR PRIOR TO CONSTRUCTION.
3- CONTRACTOR SHALL COMPARE ALL ARCHITECTURAL, MECHANICAL, ELECTRICAL, PIPING AND STRUCTURAL DRAWINGS AND IN CASE OF ANY CONFLICTS OR DISCREPANCY, INFORM THE ENGINEER.
4-ALL HVAC WORK SHALL BE DONE IN LINE WITH TECHNICAL SPECIFICATIONS.

LEGEND

REFERENCE DRAWING	DRG. No.
STANDARD DRAWING FOR HVAC & PLUMBING	BK-GNRAL-PEDCO-000-HV-DW-0001
SYMBOL & LEGEND FOR HVAC & PLUMBING	BK-GNRAL-PEDCO-000-HV-DW-0002

KEY PLAN

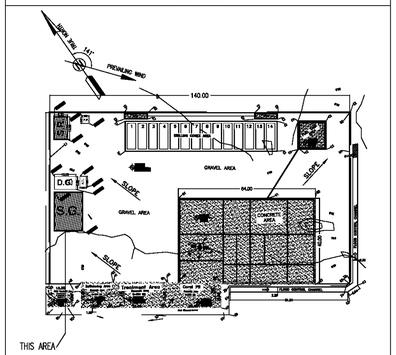

SPACE TAG NUMBER

- SWITCHGEAR ROOM
- BATTERY ROOM
- TRANSFORMER SHELTER

REV.	DATE	P.O.I.S	PREP.	CHK.	APP.	AUT.
D00	OCT.2022	IFC	A.ADINEH	M.FAKHARIAN	M.Mehrshad	**.**

REV.	DESCRIPTION	BY	DATE	BY	DATE
***	**********	**.**	***.****	**.**	***.****
		CHECKED		REV. APPR.	

اصل و کلیه نسخ این نقشه و حق اقتباس متعلق به شرکت ملی مناطق نفت خیز جنوب میباشد.

THE ORIGINAL AND ALL COPIES OF THIS DRAWING TOGETHER WITH THE COPYRIGHT THEREIN ARE THE SOLE PROPERTY OF
N.I.S.O.C./ FIELDS

PROJECT NAME: BINAK OILFIELD DEVELOPMENT/SUB-SURFACE WORK PACKAGES W046S WELLHEAD FACILITIES

PROJECT NO.: 971020

EPC CONTRACTOR: HIRGAN ENERGY — HIRGAN ENERGY – DESIGN & INSPECTION COMPANIES

EPD/EPC CONTRACTOR (GC): PEDCO — PETROIRAN DEVELOPMENT COMPANY

BINAK OILFIELD DEVELOPMENT
SUB-SURFACE WORK PACKAGES
W046S WELLHEAD FACILITIES

DATE	SCALE	DRAWING BY	CHECKED BY	PROJECT ENG.

DRAWING TITLE:
PLUMBING & SEWAGE PIPING LAYOUT FOR SWITCHGEAR BUILDING – W046S

NO CONSTRUCTION PERMITTED UNLESS DRAWING APPROVED

APPROVED FOR CONSTRUCTION | BY: | DATE:

SCALE	SIZE	DRAWING NO.	SHEET NO.	REV.	BUDGET REF.	LOCATION	SIZE	CLASS	SERIAL NO.	SHEET	REVISION
AS SHOWN	A1	BK-W046S-PEDCO-110-HV-PY-0003	02 OF 02	D00	053-073-9184	F	4	B	707613	02 OF 02	D00