

# EARTHING LAYOUT FOR DESALTING UNIT




NOTES

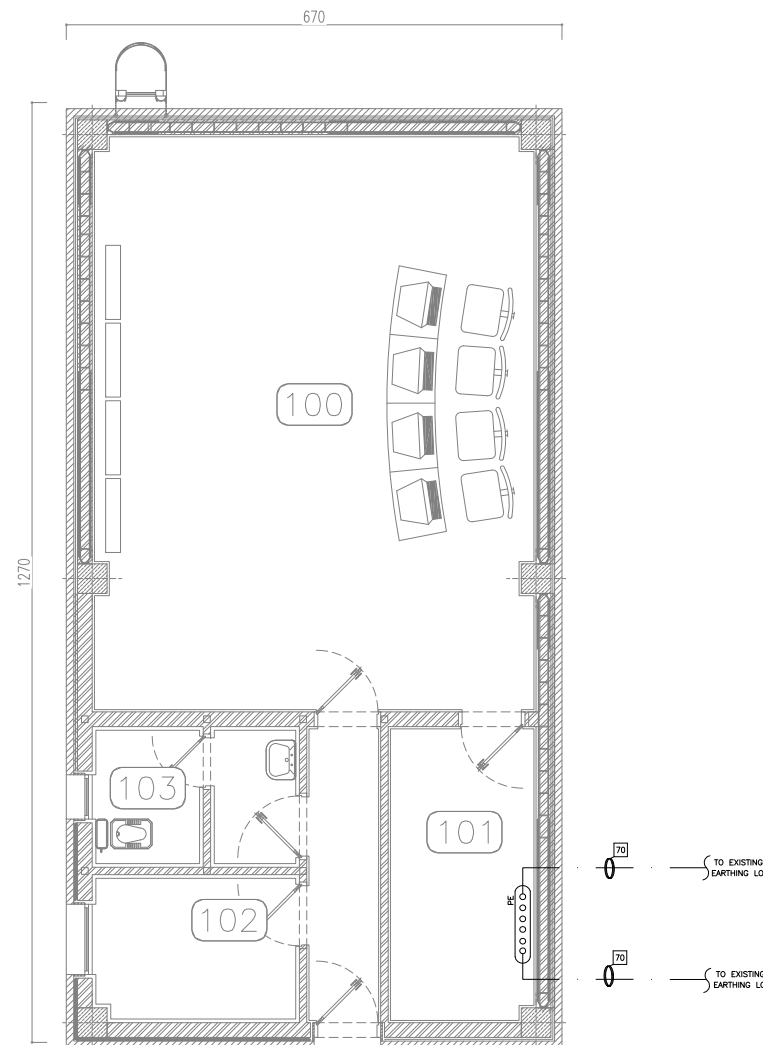
LEGEND

REFERENCE DRAWING

DRG. No.

KEY PLAN

REV.	DATE	DESCRIPTION	BY	DATE	CHECKED	BY	DATE	REV.	APPR.		
DOO	OCT.2022	IPC	H.SHAHBA	M.PAKHARIAN	M.MEHRSHAD	**	**				
REV.	DATE	P.O.I.S	PREP.	CHK.	APP.	AUT.	اصل و کلیه نسخ این نقشه و حق آفتابش متعلق به شرکت ملی مناطق نفت خیز جنوب میباشد. THE ORIGINAL AND ALL COPIES OF THIS DRAWING TOGETHER WITH THE COPYRIGHT THEREIN ARE THE SOLE PROPERTY OF N.I.S.O.C./ FIELDS				
PROJECT NAME:		BINAK OILFIELD DEVELOPMENT/SURFACE FACILITIES GAS COMPRESSOR STATION									
PROJECT NO.:		971020									
EPC CONTRACTOR:		 HIRGAN ENERGY - DESIGN & INSPECTION COMPANIES		 PETROIRAN DEVELOPMENT COMPANY		EPD/EPC CONTRACTOR (GC): PEDCO					
DRAWING TITLE:		EARTHING LAYOUT FOR DESALTING UNIT					BINAK OILFIELD DEVELOPMENT SURFACE FACILITIES GAS COMPRESSOR STATION				
(VENDOR TITLE BLOCK)**		NO CONSTRUCTION PERMITTED UNLESS DRAWING APPROVED					APPROVED FOR CONSTRUCTION BY: DATE:				
SCALE	SIZE	DRAWING NO.	SHEET NO.	REV.	BUDGET REF.	LOCATION	SIZE	CLASS	SERIAL NO.	SHEET	REVISION
AS SHOWN	A3	BK-GCS-PEDCO-120-EL-PY-0014	01 OF 02	D00	053-073-9184	F	2	P	709064	01 OF 02	D00



- SPACE TAG NUMBER
- 100 CONTROL ROOM
  - 101 RACK ROOM
  - 102 PANTRY
  - 103 WC

EARTHING SYSTEM LAYOUT FOR CCTV DU

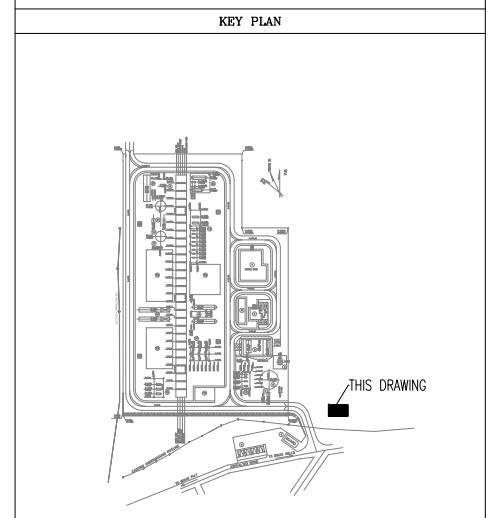
**NOTES**

- 1-ALL DIMENSIONS ARE IN MILLIMETERS UNLESS OTHERWISE NOTED.
- 2-AIR TERMINAL INSTALLED ON A STRUCTURE SHALL BE LOCATED AT CORNERS, EXPOSED POINTS AND EDGES AS POSSIBLE.
- 3-LIGHTNING EQUIPMENT SHALL BE FINALIZED ACC. TO VENDOR RECOMMENDATION.
- 4-THIS DRAWING IS ONLY VALID FOR ELECTRICAL PURPOSE.
- 5-HDG CONDUIT SHALL BE CONSIDERED FOR DOWN CONDUCTOR FROM TEST BOX THROUGH THE SOIL.
- 6-THE EXACT LOCATION OF EARTH RODS FOR LPS IS SELECTED AT ERECTION STAGE AT SITE IN SUCH A WAY THAT MINIMUM DISTANCE AMONG EARTHING SYSTEM RODS & LPS RODS IS EQUAL TO LENGTH OF WHICH.
- 7-ACCORDING TO NFPA790, MAXIMUM INTERVAL BETWEEN FASTENERS FOR VERTICAL AND HORIZONTAL CONDUCTORS ARE 1.2M AND 0.6M RESPECTIVELY.

**LEGEND**

- EARTHING CABLE, 70mm<sup>2</sup>, WITH Y/G PVC COVER
- ELECTRICAL EARTHING DISPATCHER(MIN. 10NO. HOLES)

REFERENCE DRAWING	DRG. No.
ARCHITECTURAL DRAWING FOR CCTV CONTROL ROOM- BINAK DU	BK-GCS-PEDCO-120-AR-DW-0009
CALCULATION NOTE FOR EARTHING & LIGHTNING SYSTEM	BK-GCS-PEDCO-120-EL-CN-0006
SPECIFICATION FOR EARTHING & LIGHTNING SYSTEM	BK-GNRL-PEDCO-000-EL-SP-0006
TYPICAL INSTALLATION DETAILS & NOTES FOR EARTHING & LIGHTNING PROTECTION SYSTEM	BK-GNRL-PEDCO-000-EL-DW-0002



REV.	DATE	P.O.I.S	PREP.	CHK.	APP.	AUT.	DESCRIPTION	BY	DATE	CHECKED	BY	DATE	REV. APPR.				
D00	OCT.2022	IPC	H.SHAHBA	M.PAKHARIAN	M.MEHRSHAD	**											
PROJECT NAME: BINAK OILFIELD DEVELOPMENT/SURFACE FACILITIES GAS COMPRESSOR STATION							<p>اسم و کلیه نسخ این نقشه و حق افشایی متعلق به شرکت ملی مناطق نفت خیز جنوب میباشد.</p> <p>THE ORIGINAL AND ALL COPIES OF THIS DRAWING TOGETHER WITH THE COPYRIGHT THEREIN ARE THE SOLE PROPERTY OF N.I.S.O.C./ FIELDS</p>										
PROJECT NO.: 971020							<p>BINAK OILFIELD DEVELOPMENT SURFACE FACILITIES GAS COMPRESSOR STATION</p>										
EPC CONTRACTOR:				EPD/EPC CONTRACTOR (GC):				<p>BINAK OILFIELD DEVELOPMENT SURFACE FACILITIES GAS COMPRESSOR STATION</p>									
<p>HIRGAN ENERGY - DESIGN &amp; INSPECTION COMPANIES</p>				<p>PETROIRAN DEVELOPMENT COMPANY</p>				DATE		SCALE		DRAWING BY		CHECKED BY		PROJECT ENG.	
DRAWING TITLE: EARTHING LAYOUT FOR DESALTING UNIT							NO CONSTRUCTION PERMITTED UNLESS DRAWING APPROVED										
(VENDOR TITLE BLOCK)**							APPROVED FOR CONSTRUCTION		BY:		DATE:						
SCALE	SIZE	DRAWING NO.		SHEET NO.	REV.	BUDGET REF.	LOCATION	SIZE	CLASS	SERIAL NO.	SHEET	REVISION					
NTS	A3	BK-GCS-PEDCO-120-EL-PY-0014		02 OF 02	D00	053-073-9184	F	2	P	709064	02 OF 02	D00					