



نگهداشت و افزایش تولید میدان نفتی بینک  
سطح الارض



احداث ردیف تراکم گاز در ایستگاه جمع آوری بینک

شماره پیمان:

۰۵۳ - ۰۷۳ - ۹۱۸۴

# CALCULATION NOTE FOR OUTDOOR AREA LIGHTING SYSTEM

نسخه	سریال	نوع مدرک	رشته	تسهیلات	صادرکننده	بسته کاری	پروژه
D01	0001	CN	EL	120	PEDCO	GCS	BK

شماره صفحه: ۱ از ۷

## طرح نگهداشت و افزایش تولید ۲۷ مخزن

# CALCULATION NOTE FOR OUTDOOR AREA LIGHTING SYSTEM

نگهداشت و افزایش تولید میدان نفتی بینک

D01	Nov. 2022	IFA	H.Shakiba	M.Fakharian	M.Mehrshad	
D00	June. 2022	IFC	H.Shakiba	M.Fakharian	M.Mehrshad	
Rev.	Date	Purpose of Issue/Status	Prepared by:	Checked by:	Approved by:	CLIENT Approval
Class:2		Client Doc. Number: F0Z-709007				

Status:

IDC: Inter-Discipline Check

IFC: Issued For Comment

IFA: Issued For Approval

AFD: Approved For Design

AFC: Approved For Construction

AFP: Approved For Purchase

AFQ: Approved For Quotation

IFI: Issued For Information

AB-R: As-Built for CLIENT Review

AB-A: As-Built –Approved



نگهداشت و افزایش تولید میدان نفتی بینک  
سطح الارض

احداث ردیف تراکم گاز در ایستگاه جمع آوری بینک



شماره پیمان:

۰۵۳ - ۰۷۳ - ۹۱۸۴

# CALCULATION NOTE FOR OUTDOOR AREA LIGHTING SYSTEM



نسخه	سریال	نوع مدرک	رشته	تسهیلات	صادرکننده	بسته کاری	پروژه
D01	0001	CN	EL	120	PEDCO	GCS	BK

شماره صفحه: ۲ از ۷

## REVISION RECORD SHEET



PAGE	D00	D01	D02	D03	D04
1	X	X			
2	X	X			
3	X				
4	X				
5	X	X			
6		X			
7		X			
8					
9					
10					
11					
12					
13					
14					
15					
16					
17					
18					
19					
20					
21					
22					
23					
24					
25					
26					
27					
28					
29					
30					
31					
32					
33					
34					
35					
36					
37					
38					
39					
40					
41					
42					
43					
44					
45					
46					
47					
48					
49					
50					

PAGE	D00	D01	D02	D03	D04
51					
52					
53					
54					
55					
56					
57					
58					
59					
60					
61					
62					
63					
64					
65					
66					
67					
68					
69					
70					
71					
72					
73					
74					
75					
76					
77					
78					
79					
80					
81					
82					
83					
84					
85					
86					
87					
88					
89					
90					
91					
92					
93					
94					
95					
96					
97					
98					
99					
100					

 NISOC	<p>نگهداشت و افزایش تولید میدان نفتی بینک سطح الارض</p> <p>احداث ردیف تراکم گاز در ایستگاه جمع آوری بینک</p>																	
شماره پیمان:	CALCULATION NOTE FOR OUTDOOR AREA LIGHTING SYSTEM	شماره صفحه : ۳ از ۷																
۰۵۳ - ۰۷۳ - ۹۱۸۴	<table><tr><td>پروژه</td><td>بسته کاری</td><td>صادرکننده</td><td>تسهیلات</td><td>رشته</td><td>نوع مدرک</td><td>سریال</td><td>نسخه</td></tr><tr><td>BK</td><td>GCS</td><td>PEDCO</td><td>120</td><td>EL</td><td>CN</td><td>0001</td><td>D01</td></tr></table>	پروژه	بسته کاری	صادرکننده	تسهیلات	رشته	نوع مدرک	سریال	نسخه	BK	GCS	PEDCO	120	EL	CN	0001	D01	
پروژه	بسته کاری	صادرکننده	تسهیلات	رشته	نوع مدرک	سریال	نسخه											
BK	GCS	PEDCO	120	EL	CN	0001	D01											

## CONTENTS

1.0	INTRODUCTION .....	4
2.0	GENERAL DEFINITION.....	4
3.0	SCOPE .....	5
4.0	NORMATIVE REFERENCES.....	5
4.1	CODES AND STANDARDS .....	5
4.2	THE PROJECT REFERENCE DOCUMENTS.....	5
5.0	LANGUAGE AND SYSTEM OF UNITS.....	5
6.0	DESIGN SOFTWARE .....	5
7.0	CONCLUSION.....	5
8.0	LIGHTING CALCULATION – DETAIL REPORT .....	7

 NISOC	<p>نگهداشت و افزایش تولید میدان نفتی بینک سطح الارض</p> <p>احداث ردیف تراکم گاز در ایستگاه جمع آوری بینک</p>																									
شماره پیمان:	<table><tr><th colspan="8">CALCULATION NOTE FOR OUTDOOR AREA LIGHTING SYSTEM</th></tr><tr><th>پروژه</th><th>بسته کاری</th><th>صادرکننده</th><th>تسهیلات</th><th>رشته</th><th>نوع مدرک</th><th>سریال</th><th>نسخه</th></tr><tr><td>BK</td><td>GCS</td><td>PEDCO</td><td>120</td><td>EL</td><td>CN</td><td>0001</td><td>D01</td></tr></table>	CALCULATION NOTE FOR OUTDOOR AREA LIGHTING SYSTEM								پروژه	بسته کاری	صادرکننده	تسهیلات	رشته	نوع مدرک	سریال	نسخه	BK	GCS	PEDCO	120	EL	CN	0001	D01	شماره صفحه ۴ از ۷
CALCULATION NOTE FOR OUTDOOR AREA LIGHTING SYSTEM																										
پروژه	بسته کاری	صادرکننده	تسهیلات	رشته	نوع مدرک	سریال	نسخه																			
BK	GCS	PEDCO	120	EL	CN	0001	D01																			

## 1.0 INTRODUCTION

Binak oilfield in Bushehr province is a part of the southern oilfields of Iran, is located 20 km northwest of Genaveh city.



With the aim of increasing production of oil from Binak oilfield, an EPC/EPD Project has been defined by NIOC/NISOC and awarded to Petro Iran Development Company (PEDCO). Also PEDCO (as General Contractor) has assigned the EPC-packages of the Project to "Hirgan Energy - Design and Inspection" JV.

As a part of the Project, a New Gas Compressor Station (adjacent to existing Binak GCS) shall be constructed to gather of 15 MMSCFD (approx.) associated gases and compress & transfer them to Siahmakan GIS.

## 2.0 GENERAL DEFINITION

The following terms shall be used in this document.

CLIENT:	National Iranian South Oilfields Company (NISOC)
PROJECT:	Binak Oilfield Development – Surface Facilities; New Gas Compressor Station
EPD/EPC CONTRACTOR (GC):	Petro Iran Development Company (PEDCO)
EPC CONTRACTOR:	Joint Venture of : Hirgan Energy – Design & Inspection (D&I) Companies
VENDOR:	The firm or person who will fabricate the equipment or material.
EXECUTOR:	Executor is the party which carries out all or part of construction and/or commissioning for the project.
THIRD PARTY INSPECTOR (TPI):	The firm appointed by EPD/EPC Contractor (GC) and approved by COMPANY (in writing) for the inspection of goods.
SHALL:	Is used where a provision is mandatory.
SHOULD:	Is used where a provision is advisory only.
WILL:	Is normally used in connection with the action by Client rather than by an EPC/EPD Contractor, supplier or Vendor.
MAY:	Is used where a provision is completely discretionary.

 NISOC	<p>نگهداشت و افزایش تولید میدان نفتی بینک سطح الارض</p> <p>احداث ردیف تراکم گاز در ایستگاه جمع آوری بینک</p>																									
شماره پیمان:  ۰۵۳ - ۰۷۳ - ۹۱۸۴	<table><tr><th colspan="8">CALCULATION NOTE FOR OUTDOOR AREA LIGHTING SYSTEM</th></tr><tr><th>پروژه</th><th>بسته کاری</th><th>صادرکننده</th><th>تسهیلات</th><th>رشته</th><th>نوع مدرک</th><th>سریال</th><th>نسخه</th></tr><tr><td>BK</td><td>GCS</td><td>PEDCO</td><td>120</td><td>EL</td><td>CN</td><td>0001</td><td>D01</td></tr></table>	CALCULATION NOTE FOR OUTDOOR AREA LIGHTING SYSTEM								پروژه	بسته کاری	صادرکننده	تسهیلات	رشته	نوع مدرک	سریال	نسخه	BK	GCS	PEDCO	120	EL	CN	0001	D01	شماره صفحه : ۵ از ۷
CALCULATION NOTE FOR OUTDOOR AREA LIGHTING SYSTEM																										
پروژه	بسته کاری	صادرکننده	تسهیلات	رشته	نوع مدرک	سریال	نسخه																			
BK	GCS	PEDCO	120	EL	CN	0001	D01																			

### 3.0 SCOPE

This specification describes the practices that shall be employed and the Standards that will be required to be met for the Outdoor Lightings Illumination

### 4.0 NORMATIVE REFERENCES

#### 4.1 CODES AND STANDARDS

- IPS-E-EL-100 Engineering Standard For Electrical System Design (Industrial And Non-Industrial)

#### 4.2 THE PROJECT REFERENCE DOCUMENTS

- BK-GNRAL-PEDCO-000-PR-DB-0001 Process Basis Of Design
- BK-GNRAL-PEDCO-000-EL-DC-0001 Electrical System Design Criteria
- BK-GNRAL-PEDCO-000-EL-SP-0007 Specification For Lighting & Small Power System
- BK-GCS-PEDCO-120-PI-PY-0001 Unit Plot Plan Drawing
- BK-GCS-PEDCO-120-SA-PY-0002 Hazardous Area Classification Layout

### 5.0 LANGUAGE AND SYSTEM OF UNITS

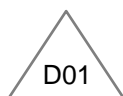
All documentation, drawings, data, etc. furnished by the manufacturer shall be in English. SI metric system of measurement shall be used except for pipe and pipe fitting sizes, flange ratings and nozzle dimensions in which inch will be used.

### 6.0 DESIGN SOFTWARE

Calculation is performed with version 4.13 of DIALUX Software.

### 7.0 CONCLUSION

According to IPS-E-EL-100, illumination level for each area has been lighted.





نگهداشت و افزایش تولید میدان نفتی بینک  
سطح الارض

احداث ردیف تراکم گاز در ایستگاه جمع آوری بینک



شماره پیمان:

۰۵۳ - ۰۷۳ - ۹۱۸۴

CALCULATION NOTE FOR OUTDOOR AREA LIGHTING SYSTEM



پروژه	بسته کاری	صادر کننده	تسهیلات	رشته	نوع مدرک	سریال	نسخه
BK	GCS	PEDCO	120	EL	CN	0001	D01

شماره صفحه : ۶ از ۷

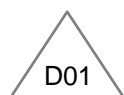
TABLE 15 - ILLUMINANCES LEVELS

D01

AREA OR ACTIVITY	MINIMUM ILLUMINANCE LUX	ELEVATION MILLIMETER
<b>I PROCESS AREAS</b>		
A) General process units		
Pump rows, valves, manifolds	50	Ground
Heat exchangers	30	Ground
Maintenance platforms	10	Floor
Operating platforms	50	Floor
Cooling towers (equipment areas)	50	Ground
Furnaces	30	Ground
Ladders and stairs (inactive)	30	Floor
Ladders and stairs (active)	50	Floor
Gage glasses	50	Eye level
Instruments (on process units)	50	Eye level
Compressor houses	200	Floor
Separators	50	Top of bay
General area	10	Ground
B) Control rooms and houses		
Ordinary control house	300	Floor
Instrument panel	300	1700
Console	300	760
Back of panel	100	760
Central control house	500	Floor
Instrument	500	1700
Back of pane	100	900
C) Specialty process units		
Conveyors	20	Surface
Conveyor transfer points	50	Surface
<b>II NONPROCESS AREA</b>		
A) Loading, unloading, and cooling water pump houses, Pump area		
General control area	50	Ground
Control panel	150	Floor
	200	1100
B) Boiler and air compressor plants		
Indoor	200	Floor
Outdoor equipment 50	50	Ground
C) Tank fields (where lighting is required)		
Ladders and stairs	5	Floor
Gating area	10	Ground
Manifold area	5	Floor
D) Loading racks		
General area	50	Floor
Tank car	100	Point
Tank trucks, loading point	100	Point
E) Tanker dock facilities		
F) Electrical substations and switch yards		
Outdoor switch yards	20	Ground
General substation (outdoor)	20	Ground
Substation operating aisles	150	Floor
General substation (indoor)	50	Floor
Switch racks	50	1200
G) Plant road lighting (where lighting is required)		
Frequent use (trucking)	4	Ground
Infrequent use	2	Ground
H) Plant parking lots	1	Ground
I) Aircraft obstruction lighting		

	<p>نگهداشت و افزایش تولید میدان نفتی بینک سطح الارض</p> <p>احداث ردیف تراکم گاز در ایستگاه جمع آوری بینک</p>																									
شماره پیمان:  ۰۵۳ - ۰۷۳ - ۹۱۸۴	<table><tr><th colspan="8">CALCULATION NOTE FOR OUTDOOR AREA LIGHTING SYSTEM</th></tr><tr><th>پروژه</th><th>بسته کاری</th><th>صادر کننده</th><th>تسهیلات</th><th>رشته</th><th>نوع مدرک</th><th>سریال</th><th>نسخه</th></tr><tr><td>BK</td><td>GCS</td><td>PEDCO</td><td>120</td><td>EL</td><td>CN</td><td>0001</td><td>D01</td></tr></table>	CALCULATION NOTE FOR OUTDOOR AREA LIGHTING SYSTEM								پروژه	بسته کاری	صادر کننده	تسهیلات	رشته	نوع مدرک	سریال	نسخه	BK	GCS	PEDCO	120	EL	CN	0001	D01	شماره صفحه : ۷ از ۷
CALCULATION NOTE FOR OUTDOOR AREA LIGHTING SYSTEM																										
پروژه	بسته کاری	صادر کننده	تسهیلات	رشته	نوع مدرک	سریال	نسخه																			
BK	GCS	PEDCO	120	EL	CN	0001	D01																			

<b>III Buildings</b>		
<b>A) Offices</b>		
	500	
<b>B) Laboratories</b>		
Qualitative, quantitative and physical test		
Research, experimental	500	900
Pilot plant, process and specialty	500	900
Glassware, washrooms	300	Floor
Fume hoods	300	900
Stock rooms	300	900
	150	Floor
<b>C) Warehouses and stock rooms</b>		
Indoor bulk storage		
Outdoor bulk storage	50	Floor
Large bin storage	5	Ground
Small bin storage	50	760
Small parts storage	100	760
Counter tops	200	760
	300	1200
<b>D) Repair shop</b>		
Large fabrication		
Bench and machine work	200	Floor
Crane way, aisles	500	760
Small machine	150	Floor
Sheet metal	300	760
Electrical	200	760
Instrument	200	760
	300	760
<b>E) Change housed</b>		
Locker room, shower		
Lavatory	100	Floor
	100	Floor
<b>F) Clock house and entrance gatehouse</b>		
Card rack and clock area		
Entrance gate, inspection	100	Floor
General	150	Floor
	50	Floor
<b>G) Cafeteria</b>		
Eating	300	760
Serving area	300	900
Food preparation	300	900
General, halls, etc.	100	Floor
<b>H) Garage and firehouse</b>		
Storage and minor repairs	100	Floor
<b>I) First aid roomed</b>		
	700	760



Comparison of Lighting Between Standard & Calculation (LUX)			
Item	Outdoor Area	Standard	Calculation (Av)
1	Process Area	10	18
	Utility Area	10	23

According to above table, the arrangement on lighting poles & flood lights is sufficient. & therefore the layout can be issued.

## 8.0 LIGHTING CALCULATION – DETAIL REPORT

It is assumed that lighting tower exist & new floodlight has been installed on them. Despite this assumption, 3 towers have been added.

DIALUX report has been attached in "Attachment"