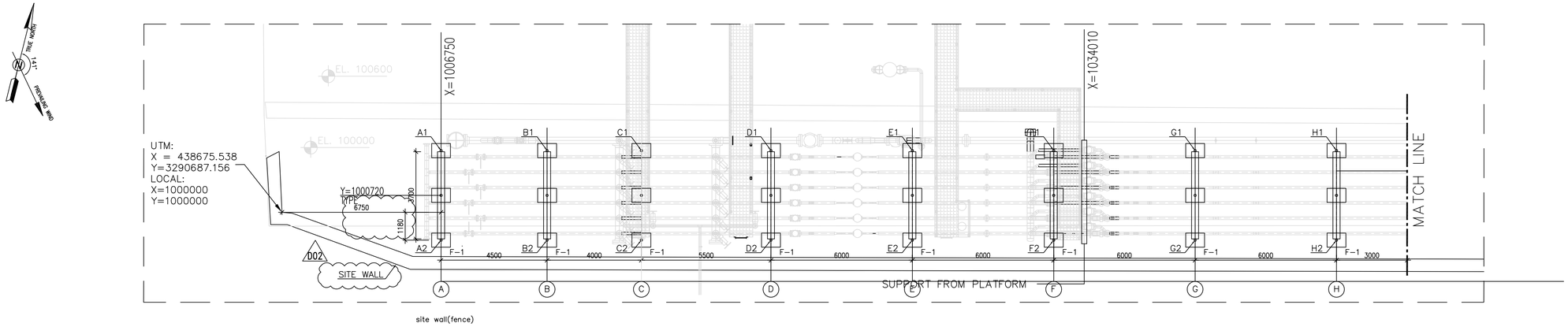

site wall(fence)

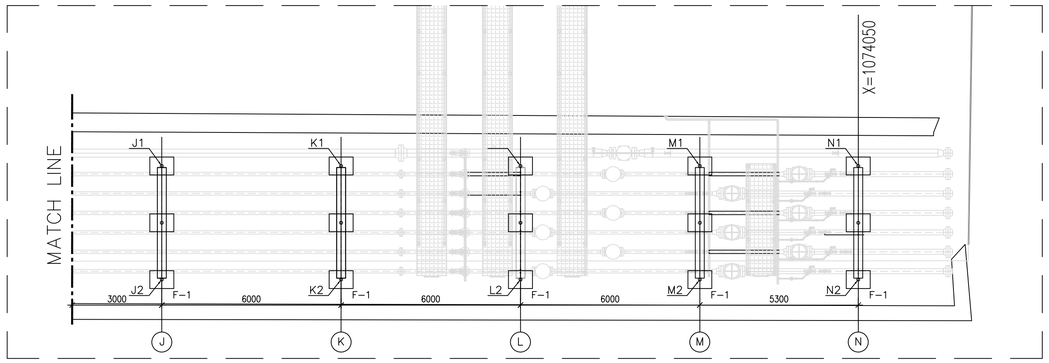

PIPE SUPPORT PLAN

SC:1/100

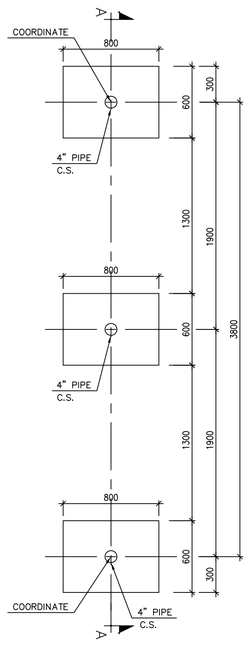

FOUNDATION PIPE SUPPORT PLAN

F-1 SC:1/25

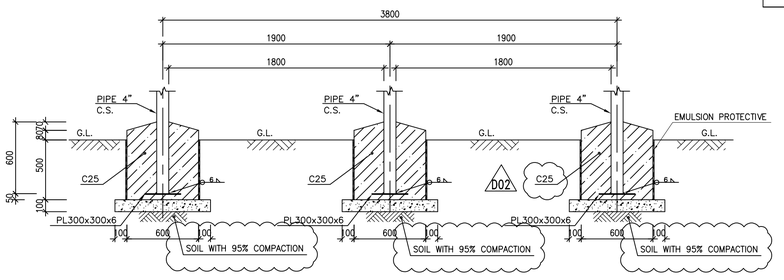

SECTION A-A

SC:1/25

	GROUND LEVEL	BOTTOM OF PIPE	PIPE SUPPORT FOUNDATION COORDINATE			
			1		2	
			E	N	E	N
A	54.40	55.60	438681.434	3290691.358	438682.370	3290687.675
B	54.45	55.60	438685.796	3290692.466	438686.732	3290688.783
C	54.50	55.60	438689.672	3290693.451	438690.608	3290689.768
D	54.70	55.60	438695.003	3290694.806	438695.939	3290691.123
E	54.85	55.60	438700.818	3290696.284	438701.754	3290692.601
F	54.90	55.60	438706.633	3290697.761	438707.569	3290694.078
G	55.00	55.60	438712.449	3290699.239	438713.384	3290695.556
H	55.10	55.60	438718.264	3290700.717	438719.200	3290697.034
J	55.20	55.60	438724.079	3290702.194	438725.015	3290698.512
K	55.30	55.60	438729.894	3290703.672	438730.830	3290699.989
L	55.30	55.60	438735.709	3290705.150	438736.645	3290701.467
M	55.40	55.60	438741.525	3290706.628	438742.460	3290702.945
N	55.30	55.60	438746.661	3290707.933	438747.597	3290704.250

NOTES

1) DIMENSIONS ARE IN "mm" AND ELEVATIONS IN "m" UNLESS SPECIFIED.
2) ALL DIMENSIONS AND ELEVATIONS SHALL BE CHECKED BY THE CONTRACTOR PRIOR TO CONSTRUCTION.
3) CONTRACTOR SHALL CHECK THE DRAWING WITH ALL ARCHITECTURAL, MECHANICAL, INSTRUMENT, PIPING & ELECTRICAL DRAWINGS BEFORE CONSTRUCTION AND ANY REQUIRED MODIFICATIONS SHALL BE CONSIDERED WITH PRIOR CLIENT APPROVAL.
4) ANCHOR BOLTS, NUTS, WASHERS, OTHER THREADED FASTENERS & ALL STEEL STAIR MEMBERS SHALL BE HOT DIP GALVANIZED ACCORDANCE WITH ISIRI 19289 & STEEL PLATES SHALL BE HOT DIP GALVANIZED WITH ISIRI 16353.
5) STEEL MATERIALS SHALL BE CONSIDERED FOR: PROFILES, PLATES AND GRATING AS ISIRI 14262-2,(S235JR)
6) STANDARD SPECIFICATION FOR PORTLAND CEMENT TYPE II (ASTM C150)
7) CONCRETE ACCORDING TO MINIMUM COMPRESSIVE STRENGTH AT 28 DAYS ON CYLINDER SPECIMEN 25MPa.

H.P.P. LEVEL : ±0.00 =+55.00

LEGEND

REINFORCED CONCRETE
LEAN CONCRETE
COMPACTED SOIL

T.O.GR. TOP OF GRATING
G.L. GROUND LEVEL
C.S. CARBON STEEL

REFERENCE DRAWING	DRG. No.
GENERAL NOTES - STEEL STRUCTURES	BK-GNRAL-PEDCO-00-ST-DW-0012
SPECIFICATION FOR ERECTION OF STEEL STRUCTURES	BK-GNRAL-PEDCO-000-ST-SP-0005
SPECIFICATION FOR FABRICATION OF STEEL STRUCTURES	BK-GNRAL-PEDCO-000-ST-SP-0003
GENERAL NOTES - REINFORCEMENT CONCRETE STRUCTURES	BK-GNRAL-PEDCO-000-ST-DW-0012
SPECIFICATION FOR EARTH WORK	BK-GNRAL-PEDCO-000-CV-SP-0004
GENERAL CIVIL LAYOUT-EXTENSION OF BINAK B/C MANIFOLD	BK-W007S-PEDCO-110-CV-PY-0003
PLOT PLAN DRAWING-EXTENSION OF BINAK B/C MANIFOLD	BK-W007S-PEDCO-110-PI-PY-0001
PIPE SUPPORTS STRUCTURE DRAWING FOR EXTENSION OF BINAK B/C MANIFOLD	BK-W007S-PEDCO-110-ST-DW-0002
PIPELINE STANDARD DRAWING FOR H-PIPE SUPPORT	BK-GNRAL-PEDCO-000-PL-DW-0010
GENERAL STANDARD DRAWING-PIPE SUPPORT	S4L-6503

D02

KEY PLAN

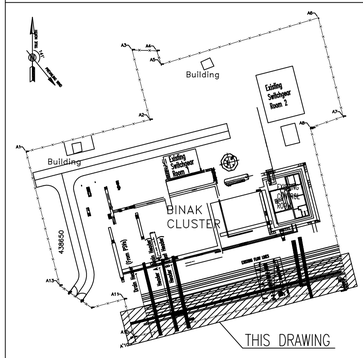

REV.	DATE	P.O.I.S	PREP.	CHK.	APP.	AUT.
D02	FEB.2023	IFA	R.BERLOUIE	M.FAKHARIAN	M.Mehrshad	**.**
D01	JAN.2023	IFC	R.BERLOUIE	M.FAKHARIAN	M.Mehrshad	**.**
D00	SEP.2022	IFC	R.BERLOUIE	M.FAKHARIAN	M.Mehrshad	**.**

REV.	DESCRIPTION	CHECKED BY	DATE	REV. APPR. BY	DATE
***	**********	**.**	***.****	**.**	***.****

PROJECT NAME: BINAK OILFIELD DEVELOPMENT/SUB-SURFACE WORK PACKAGES W007S WHF & EXTENSION OF BINAK B/C

PROJECT NO.: 971020

EPC CONTRACTOR: HIRGAN ENERGY - DESIGN & INSPECTION COMPANIES

EPD/EPC CONTRACTOR (GC): PETROIRAN DEVELOPMENT COMPANY (PEDCO)

DRAWING TITLE: PIPE SUPPORT FOUNDATION DRAWING FOR EXTENSION OF BINAK B/C MANIFOLD

اصل و کلیه نسخ این نقشه و حق اقتباس متعلق به شرکت ملی مناطق نفت خیز جنوب میباشد.

THE ORIGINAL AND ALL COPIES OF THIS DRAWING TOGETHER WITH THE COPYRIGHT THEREIN ARE THE SOLE PROPERTY OF N.I.S.O.C./ FIELDS

BINAK OILFIELD DEVELOPMENT
SUB-SURFACE WORK PACKAGES
W007S WHF & EXTENSION OF BINAK B/C

DATE	SCALE	DRAWING BY	CHECKED BY	PROJECT ENG.

NO CONSTRUCTION PERMITTED UNLESS DRAWING APPROVED

APPROVED FOR CONSTRUCTION BY: DATE:

SCALE	SIZE	DRAWING NO.	SHEET NO.	REV.	BUDGET REF.	LOCATION	SIZE	CLASS	SERIAL NO.	SHEET	REVISION
AS SHOWN	A1	BK-W007S-PEDCO-110-ST-DW-0001	1 OF 1	D02	053-073-9184	F	4	Q	708053	1 OF 1	D02