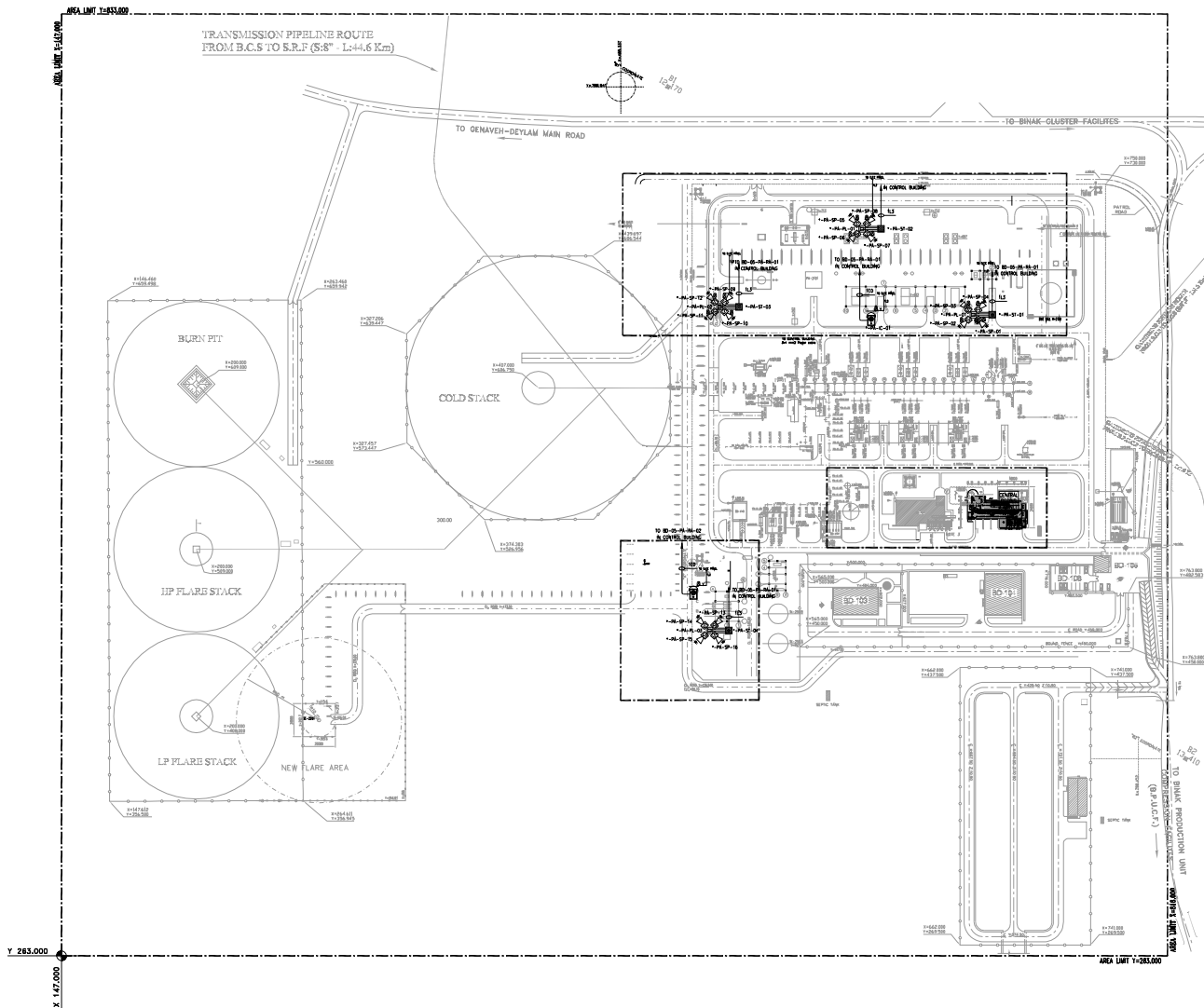


PAGA EQUIPMENT LAYOUT FOR AREA

NOTES									
LEGEND									
REFERENCE DRAWING					DRC. No.				

DO2	FEB.2023	APC	E.SHAHBA	M.FAGHARIAN	M.Mohammad	00.00																							
DO2	SEP.2022	IFA	E.SHAHBA	M.FAGHARIAN	M.Mohammad	00.00	...	*****	00.00	0000.0000	00.00	0000.0000	00.00	0000.0000															
DO1	MAY.2022	IFA	E.SHAHBA	M.FAGHARIAN	M.Mohammad	00.00																							
DO0	APR.2022	IPC	E.SHAHBA	M.FAGHARIAN	M.Mohammad	00.00																							
REV.	DATE	P.O.L.H	PREP.	CHK.	APP.	AUT.																							
PROJECT NAME:							اول و کلیه نسخ این نقشه و جزو اسنادی متعلق به شرکت ملی صنایع پتروشیمی می باشد.																						
PROJECT NO.:							THE ORIGINAL AND ALL COPIES OF THIS DRAWING TOGETHER WITH THE COPYRIGHT THEREIN ARE THE SOLE PROPERTY OF N.I.S.O.C./ FIELDS																						
EPC CONTRACTOR:							BINAK OILFIELD DEVELOPMENT SURFACE FACILITIES GAS COMPRESSOR STATION																						
EPD/EPC CONTRACTOR (GO):							BINAK OILFIELD DEVELOPMENT SURFACE FACILITIES GAS COMPRESSOR STATION																						
DATE							SCALE		DRAWING BY		CHECKED BY		PROJECT ENG.																
DRAWING TITLE:							NO CONSTRUCTION PERMITTED UNLESS DRAWING APPROVED																						
PAGA EQUIPMENT LAYOUT FOR AREA							APPROVED FOR CONSTRUCTION BY:																						
SCALE	SIZE	DRAWING NO.				SHEET NO.	REV.	BUDGET REF.	LOCATION	SIZE	CLASS	SERIAL NO.	SHEET	REVISION															
1:100	A0	BK-CIS-PIEDCO-120-TS-PY-0008				1 OF 3	DO3	063-078-0184	F	2	T	708092	1 OF 3	DO3															

[VENDOR TITLE BLOCK]**










** HAVE BEEN DEFINED IN CABLE LIST & CABLE VTC

(VENDOR TITLE BLOCK)**CABLE/WIRE CODE READING

CABLE/WIRE CODE READING	
1A 9	NUMBER OF CABLE/WIRE
	TYPE OF CABLE/WIRE (TABLE 2)
	TYPE OF ROUTE (TABLE 3)

003

LEGEND	
	PAGING CABINET, FREE STANDING, 2100x800x800 mm
	PA/GA ACCESS PANEL DESKTOP TYPE
	INTERCOM CALL STATION WITH ACOUSTIC HOOD
	FLASH LIGHT * Y: YELLOW COLOR
	HORN TYPE LOUDSPEAKER, 110 db OUTPUT SOUND PRESSURE LEVEL, 30 W, IP65, DUST PROOF, WALL MOUNTED, WITH MATCHING TRANSFORMER
	SOUND TERMINAL BOX, SURFACE MOUNTED TYPE, ALUMINUM DIE CAST, IP65
	PAGING POLE 4m

REFERENCE DRAWING	DOC. No.
UNIT PLOT PLAN DRAWING	BK-GCS-PEDCO-120-PI-PY-0001
HAZARDOUS AREA CLASSIFICATION LAYOUT	BK-GCS-PEDCO-120-SA-PY-0002
BLOCK DIAGRAM FOR PAGA	BK-GCS-PEDCO-120-TE-BD-0005
DATA SHEETS FOR PAGA	BK-GCS-PEDCO-120-TE-DT-0003

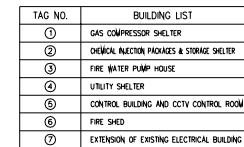
- PAGING SYSTEM TAG



The diagram shows a horizontal sequence of numbers: 1, 2, 3, 4, 5, 6, 7, 8, 9, 10, 11, 12, 13, 14, 15, 16, 17, 18, 19, 20, 21, 22, 23, 24, 25, 26, 27, 28, 29, 30, 31, 32, 33, 34, 35, 36, 37, 38, 39, 40, 41, 42, 43, 44, 45, 46, 47, 48, 49, 50, 51, 52, 53, 54, 55, 56, 57, 58, 59, 60, 61, 62, 63, 64, 65, 66, 67, 68, 69, 70, 71, 72, 73, 74, 75, 76, 77, 78, 79, 80, 81, 82, 83, 84, 85, 86, 87, 88, 89, 90, 91, 92, 93, 94, 95, 96, 97, 98, 99, 100. Lines connect these numbers to labels on the right: 1 to EQUIPMENT SERIAL NO., 2 to AP: PAGING ACCESS PANEL, 3 to SP: LOUD SPEAKER, 4 to ST: SOUND TERMINAL BOX, 5 to VO: VOLUME CONTROL, 6 to PR: RACK, 7 to PL: PAGING POLE, 8 to IC: INTERCOM CALL STATION, 9 to PA: PAGING, and 10 to UNIT OR BUILDING NO.

1 - EQUIPMENT SERIAL NO.
2 - AP: PAGING ACCESS PANEL
3 - SP: LOUD SPEAKER
4 - ST: SOUND TERMINAL BOX
5 - VO: VOLUME CONTROL
6 - PR: RACK
7 - PL: PAGING POLE
8 - IC: INTERCOM CALL STATION
9 - PA: PAGING
10 - UNIT OR BUILDING NO.

*: VS-01

D03	FEB.2023	APC	E.SABOHA	M.PAKDARAN	M.Mohamedali	09.06.
D08	SEP.2022	IPA	E.SABOHA	M.PAKDARAN	M.Mohamedali	09.06.
D01	MAY.2022	IFA	E.SABOHA	M.PAKDARAN	M.Mohamedali	09.06.
D00	APR.2022	IFC	E.SABOHA	M.PAKDARAN	M.Mohamedali	09.06.
REV.	DATE	P.O.I.F	PREP.	CHK.	AUT.	
PROJECT NAME: BINAQ OILFIELD DEVELOPMENT/SURFACE FACILITIES GAS COMPRESSOR STATION						
PROJECT NO.: 971020						
EPC CONTRACTOR:			SPO/EPC CONTRACTOR (GC):			
HURGAN ENGINERY – DESIGN & INSPECTION COMPANIES			 PETCO			
			BINAQ OILFIELD DEVELOPMENT SURFACE FACILITIES GAS COMPRESSOR STATION			
DATE			SCALE		DRAWING BY CHECKED BY PROJECT ENG.	
DRAWING TITLE PAGE EQUIPMENT LAYOUT FOR AREA						
NO CONSTRUCTION PERMITTED UNLESS DRAWING APPROVED						
APPROVED FOR CONSTRUCTION			BY:		DATE:	
B/CALS	SHEZ	DRAWING NO.	(SHEET NO. REV.)	BUDGET REF.	LOCATION / SITE CLASS.	SERIAL NO. / SHEET
1100	A0	BK-CCS-PDCSO-10A-TS-PIY-0006	2 OF 3 DOD	603-079-0164	F Z T	700092 S OF 3 DOD



D03	FSL-2003	APC	K.SHAHBA	E.HADJABIN	M.Hadhabin	09.06
D08	SBP-2002	IFA	K.SHAHBA	E.HADJABIN	M.Hadhabin	09.06
001	MAY-2002	IPA	K.SHAHBA	E.HADJABIN	M.Hadhabin	09.06
000	APR-2002	EPC	K.SHAHBA	E.HADJABIN	M.Hadhabin	09.06
REV.	DATE	P.O.I.S	PREP.	CHK.	APP.	AUT.
PROJECT NAME: BNAK OILFIELD DEVELOPMENT/SURFACE FACILITIES GAS COMPRESSOR STATION						
PROJECT NO.: 971020						
EPC CONTRACTOR:			EPD/EPC CONTRACTOR (GC):			
 HURCAN ENERGY - DESIGN & INSPECTION COMPANY			 PETROIRAN GASCOMPRESSOR COMPANY			
BNAK OILFIELD DEVELOPMENT SURFACE FACILITIES GAS COMPRESSOR STATION						
DATE		SCALE		DRAWING BY		CHECKED BY PROJECT ENG.
DRAWING TITLE: PAGA EQUIPMENT LAYOUT FOR AREA						
NO CONSTRUCTION PERMITTED UNLESS DRAWING APPROVED						
APPROVED FOR CONSTRUCTION				BY:		DATE:
BUDGET	RTR	LOCATION	SIZE	CLASS	SERIAL NO.	(SHEET) REVISION
003	073-978-9164	F	Z	T	700092	3 OF 3 D03