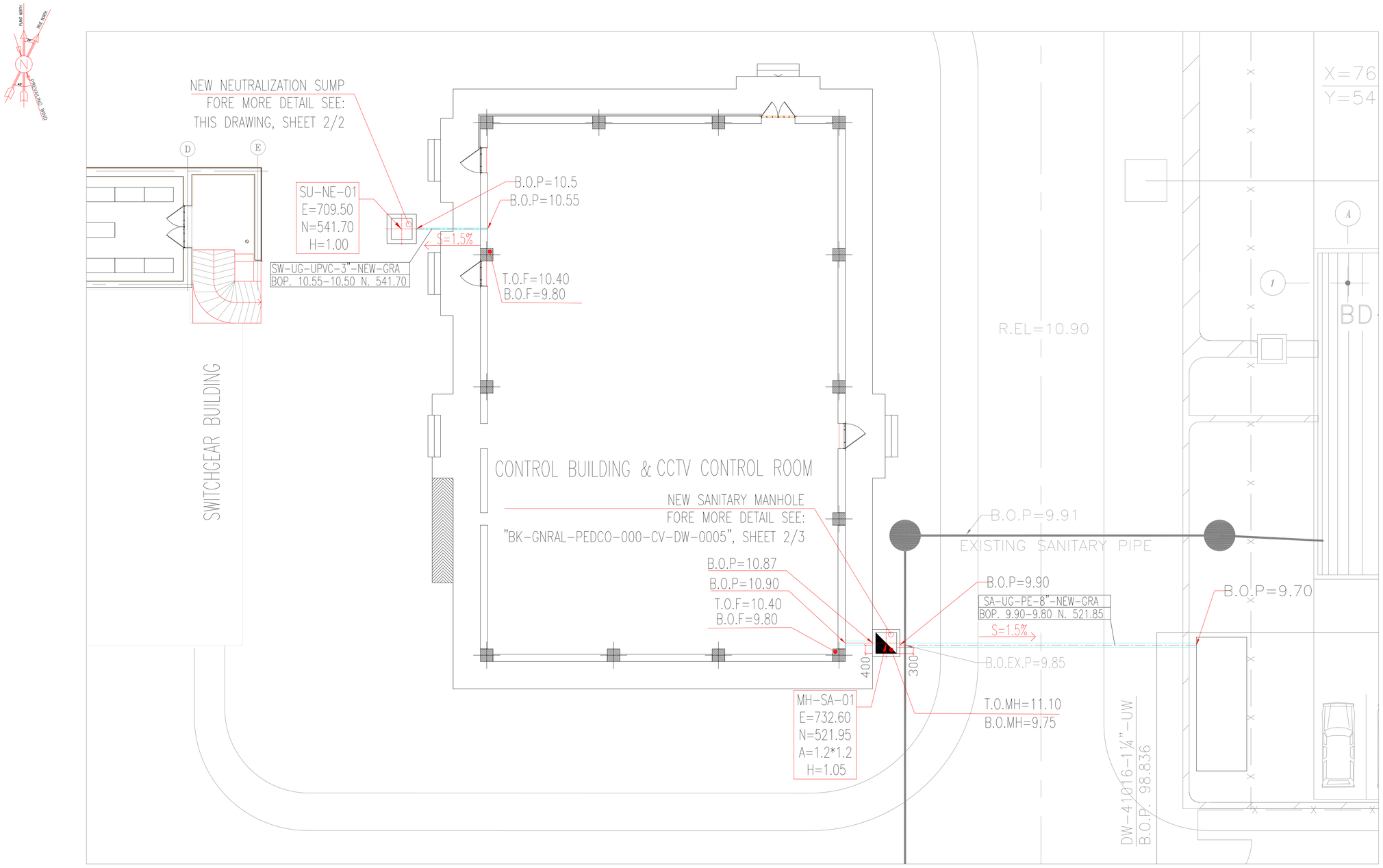

NOTES

1. ALL COORDINATES AND ELEVATIONS ARE IN METERS.
2. ALL COORDINATES ARE IN LOCAL SYSTEM.
3. ALL ELEVATION REFERENCES IS MEAN SEA LEVEL.
4. ALL DIMENSIONS ARE IN MILLIMETERS UNLESS STATED OTHERWISE.

LEGEND

SANITARY MANHOLE

EXISTING SANITARY MANHOLE

NEUTRALIZATION PIT

FWA-UG-PE-10"
BOP. 9.88 E. 544/25

NEW PIPE

S=1.5%

GRAVITY PIPE SLOPE DIRECTION

B.O.P	BOTTOM OF PIPE
T.O.F	TOP OF FOUNDATION
B.O.F	BOTTOM OF FOUNDATION
MH	MANHOLE
DW	DRINKING WATER
NE	NEUTRALIZATION PIT
GRA	GRAVITY PIPE
SW	SEWER PIPE
SU	SUMP
FWA	FIRE WATER
UG	UNDER GROUND
UPVC	U-PVC PIPE
SA	SANITARY PIPE
PE	POLYETHYLENE

REFERENCE DRAWING	DRG. No.
PLANT UNDERGROUND COMPOSITE LAYOUT	BK-GCS-PEDCO-120-CV-PY-0006
PLUMBING & SEWAGE PIPING LAYOUT FOR CONTROL BUILDING	BK-GCS-PEDCO-120-HV-PY-0001
UNIT PLOT PLAN DRAWING	BK-GCS-PEDCO-120-PI-PY-0001
ARCHITECTURAL DETAIL DRAWING FOR CONTROL BUILDING	BK-GCS-PEDCO-120-AR-DW-0001
STANDARD DRAWING FOR CIVIL UNDERGROUND CROSSING	BK-GNRAL-PEDCO-000-CV-DW-0008
STANDARD DRAWING FOR MANHOLES	BK-GNRAL-PEDCO-000-CV-DW-0005

KEY PLAN

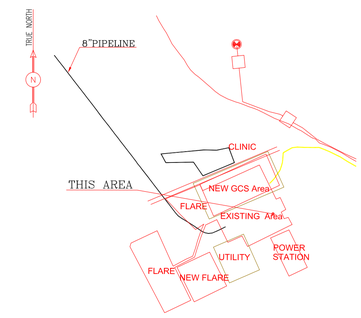

REV.	DATE	P.O.I.S	PREP.	CHK.	APP.	AUT.
D00	FEB.2023	IFC	M.ASGHARNEJAD	M.PAKHARIAN	SH.GHALIKAR	** **

REV.	DESCRIPTION	CHECKED BY	CHECKED DATE	REV. APPR. BY	REV. APPR. DATE
***	**********	** **	*** ****	** **	*** ****

PROJECT NAME: BINAK OILFIELD DEVELOPMENT GENERAL

PROJECT NO.: 971020

EPC CONTRACTOR: HIRGAN ENERGY – DESIGN & INSPECTION COMPANIES

EPD/EPC CONTRACTOR (GC): PETROIRAN DEVELOPMENT COMPANY (PEDCO)

DRAWING TITLE: SITE SEWERAGE SYSTEM LAYOUT & DETAILS

اصل و کلیه نسخ این نقشه و حق اقتباس متعلق به شرکت ملی مناطق نفت خیز جنوب میباشد.

THE ORIGINAL AND ALL COPIES OF THIS DRAWING TOGETHER WITH THE COPYRIGHT THEREIN ARE THE SOLE PROPERTY OF N.I.S.O.C./ FIELDS

BINAK OILFIELD DEVELOPMENT GENERAL

DATE	SCALE	DRAWING BY	CHECKED BY	PROJECT ENG.

NO CONSTRUCTION PERMITTED UNLESS DRAWING APPROVED

APPROVED FOR CONSTRUCTION BY: DATE:

SCALE	SIZE	DRAWING NO.	SHEET NO.	REV.	BUDGET REF.	LOCATION	SIZE	CLASS	SERIAL NO.	SHEET	REVISION
1/100	A1	BK-GCS-PEDCO-120-CV-PY-0001	01 OF 02	D00	053-073-9184	F	4	S	709108	1	D00

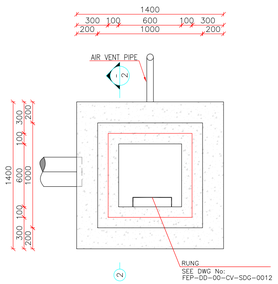

1:20 1 NEUTRALIZATION PIT PLAN

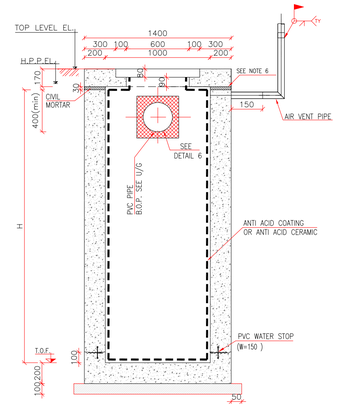

1:20 2

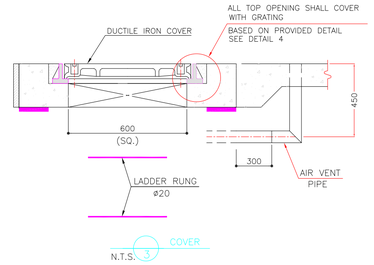

N.T.S. 3 COVER

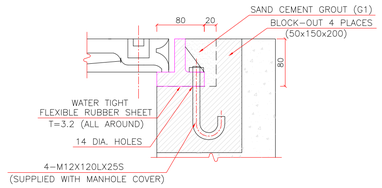

N.T.S. 4

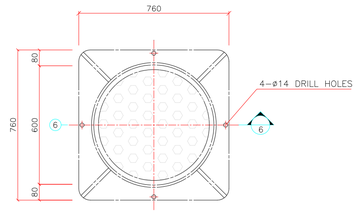

N.T.S. 5 DUCTILE IRON
HEAVY DUTY DUCTILE IRON COATED FLAT COVERS AND FRAMES

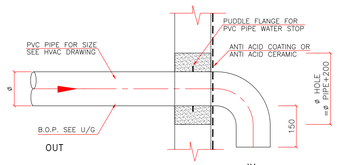

N.T.S. 6 CONECTION DETAIL FOR PVC PIPE

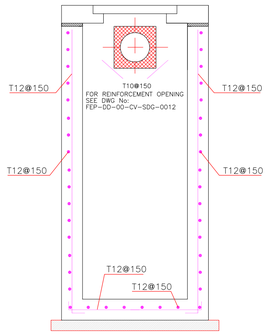

1:20 7

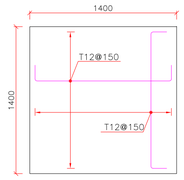

1:20 8 FOUNDATION NEUTRALIZATION PIT PLAN
REINFORCEMENT

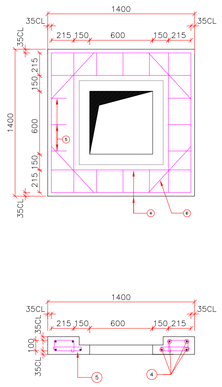

1:20 9 COVER REINFORCMENT

NOTES

1. ALL DIMENSIONS ARE IN MILLIMETERS UNLESS STATED OTHERWISE.
2. 2-ACCORDING TO THE SPECIFICATION OF CONCRETE WORKS:"BK-GNRAL-PEDCO-000-ST-SP-0001",28 DAYS CHARACTERISTIC COMPRESSIVE STRENGTH OF MAIN CONCRETE IS 25 MPa(ON CYLINDRICAL SPECIMEN)
3. ACCORDING TO THE SPECIFICATION OF CONCRETE WORKS: "BK-GNRAL-PEDCO-000-ST-SP-0001",28 DAYS CHARACTERISTIC COMPRESSIVE STRENGTH OF LEAN CONCRETE IS 15 MPa(ON CYLINDRICAL SPECIMEN)
4. REINFORCING BARS SHALL BE S400 ACCORDING TO: ISIRI3132 AND INBC9 WITH MINIMUM TENSILE YIELD STRENGTH 400 N/mm^2
5. PORTLAND CEMENT SHALL BE REFERED TO GEOTECHNICAL INVESTIGATION REPORT..
6. SEALING OF COVER SLAB: BY 400 Kg/m^3 TRADITIONAL MORTAR, EVENTUALLY WITH INCORPORATING OF LATEX.THE TOP FACES OF WALLS WILL BE SCRABBLED IF NECESSARY.

LEGEND

REFERENCE DRAWING	DRG. No.
PLANT UNDERGROUND COMPOSITE LAYOUT	BK-GCS-PEDCO-120-CV-PY-0006
PLUMBING & SEWAGE PIPING LAYOUT FOR CONTROL BUILDING	BK-GCS-PEDCO-120-HV-PY-0001
UNIT PLOT PLAN DRAWING	BK-GCS-PEDCO-120-PI-PY-0001
ARCHITECTURAL DETAIL DRAWING FOR CONTROL BUILDING	BK-GCS-PEDCO-120-AR-DW-0001
STANDARD DRAWING FOR CIVIL UNDERGROUND CROSSING	BK-GNRAL-PEDCO-000-CV-DW-0008
STANDARD DRAWING FOR MANHOLES	BK-GNRAL-PEDCO-000-CV-DW-0005

KEY PLAN

REV.	DATE	P.O.I.S	PREP.	CHK.	APP.	AUT.
D00	FEB.2023	IFC	M.ASGHARNEJAD	M.PAKHARIAN	SH.GHALIKAR	**.**

REV.	DESCRIPTION	BY	DATE	BY	DATE
***	**********	**.**	***.****	**.**	***.****
		CHECKED		REV. APPR.	

PROJECT NAME: BINAK OILFIELD DEVELOPMENT GENERAL

PROJECT NO.: 971020

EPC CONTRACTOR: HIRGAN ENERGY – DESIGN & INSPECTION COMPANIES

EPD/EPC CONTRACTOR (GC): PETROIRAN DEVELOPMENT COMPANY (PEDCO)

اصل و کلیه نسخ این نقشه و حق اقتباس متعلق به شرکت ملی مناطق نفت خیز جنوب میباشد.

THE ORIGINAL AND ALL COPIES OF THIS DRAWING TOGETHER WITH THE COPYRIGHT THEREIN ARE THE SOLE PROPERTY OF N.I.S.O.C./ FIELDS

BINAK OILFIELD DEVELOPMENT GENERAL

DATE	SCALE	DRAWING BY	CHECKED BY	PROJECT ENG.

NO CONSTRUCTION PERMITTED UNLESS DRAWING APPROVED

APPROVED FOR CONSTRUCTION BY: DATE:

DRAWING TITLE: SITE SEWERAGE SYSTEM LAYOUT & DETAILS

SCALE	SIZE	DRAWING NO.	SHEET NO.	REV.	BUDGET REF.	LOCATION	SIZE	CLASS	SERIAL NO.	SHEET	REVISION
1/100	A1	BK-GCS-PEDCO-120-CV-PY-0001	02 OF 02	D00	053-073-9184	F	4	S	709108	2	D00