




























### DETAIL A

SC: 1/100

## NOTES

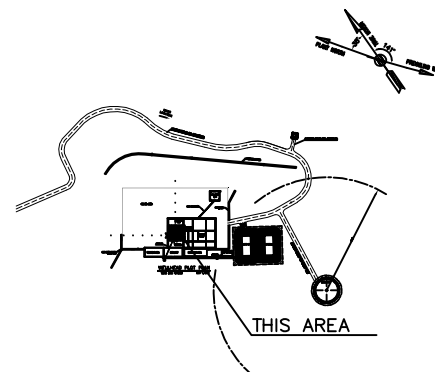
1. ESCAPE SIGNS SHALL BE FLUORESCENT AND INSTALLED ON THE ESCAPE WAY 1.8M ABOVE GROUND MEASURED TO THE BASE
2. THE LOCATION OF ESCAPE SIGNS SHOWN ON THIS DRAWING SINGS SHALL BE IN THE PROXIMITY OF THE POINTS INDICATED.
3. INSTALLATION HEIGHT OF SIGNS SHOULD BE AT LEAST 1.5 METER.

## LEGEND & ABBREVIATIONS

Symbol	Description	QTY.	Symbol	Description	QTY.
Safety Equipment Sign			Warning Sign		
	Fire Extinguisher	5		High Voltage	
	Safety Shower			Hazardous Chemical	
	Self-Contained Breathing Apparatus			TOXIC GAS	1
	Wind Sock	1		Speed Limit	
Fire Fighting Equipment Sign				HOT SURFACE	1
	Deluge Valve		Mandatory Sign		
	Fire mana Kit			Wear Ear Defenders	
	Fire Alarm Call Point			Wear Safety Glasses	
	Fire Hydrant			Wear Hard Hat	
	Fire Hydrant/Monitor		Emergency Escape Sign		
	Hose Box			Fire Exit	2
	Isolation Valve			Fire Exit – Right Side	
Prohibitory Sign				Fire Exit – Left Side	
	No Unauthorised Entry	2		Way to Muster point	
	No Smoking & Fire	2	General Sign		
				Titled Panel	
				SDS	

REFERENCE DRAWING	DRG. No.
PLOT PLAN DRAWING - W008N	BK-W008N-PEDCO-110-PI-DW-0001
Safety & Fire Fighting Equipment Location Layout - W008N	BK-W008N-PEDCO-110-SA-PY-0002

## KEY PLAN

[illegible]