# V-2101A
# 1ST STAGE GAS COMPRESSION SUCTION DRUM TRAIN #A

DIMENSIONS (ID X TL-TL) : 900 X 3000 mm
DESIGN TEMP. : 85 °C
DESIGN PRESS. : FV/22 barg
TRIM LINE : TRM-V-2101-0504-AN07-PT
TRIM LINE : TRM-V-2101-0505-AS00-NP
TRIM LINE : TRM-C-2101-0503-AN05-ET

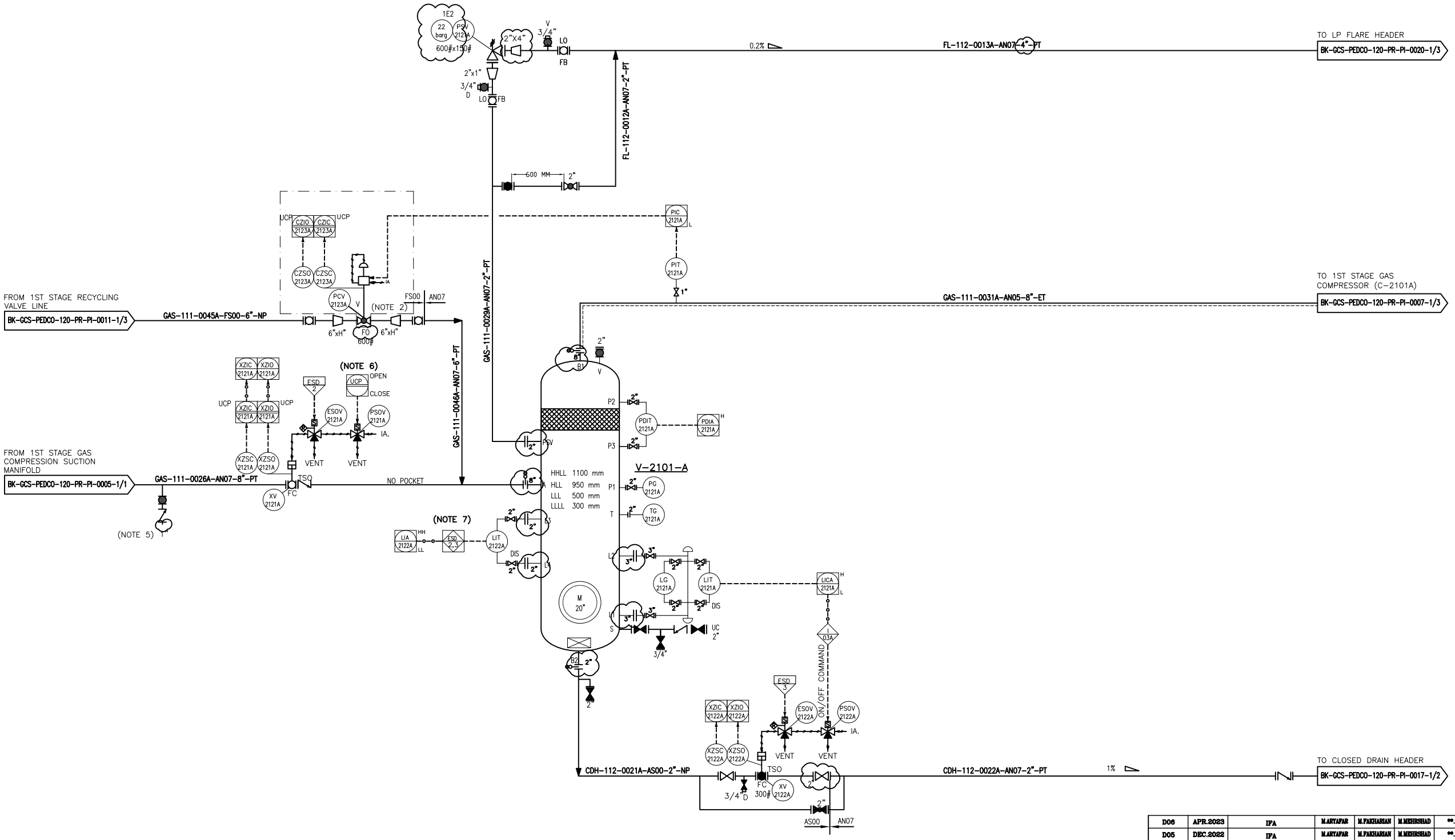


## NOTES

1- LOAD SHARING CONTROL SYSTEM WILL BE FINALIZED BY VENDOR.

2- SPILL BACK VALVE TO BE SUPPLIED BY COMPRESSOR VENDOR.VALVE SIZE SHALL BE FINALIZED BY VENDOR.

3- DELETED.

4- THE LAG OUT OF SPILL BACK VALVE WILL BE FINALIZED BY VENDOR.

5- PURGE CONNECTION.

6-START/STOP SEQUENC IN STARTUP STAGE TO BE IMPLIMENT BY COMPRESSOR VENDOR.

7-ESD LEVEL 2 FOR HH AND ESD LEVEL 3 FOR LL TO BE CONSIDERED AS PER PROJECT ESD LEVEL

8-PARTIAL STROK DEVICE TO BE CONSIDERED FOR ALL ESDV'S ACTIVATED BY ESD 1,0.

## LEGEND

V: PROVIDE BY VENDOR

| REFERENCE DRAWING | DRG. No. |
|---|---|
| Process Flow Diagram | BK-GCS-PEDCO-120-PR-PF-0001 |
| Symbol & Legend For PFD and P&ID | BK-GCS-PEDCO-120-PR-PI-0001 |

## KEY PLAN

| REV. | DATE | P.O.I.S | PREP. | CHK. | APP. | AUT. |
|---|---|---|---|---|---|---|
| D06 | APR.2023 | IFA | M.ARYAFAR | M.FAKHARIAN | M.MEHRSHAD | **.** |
| D05 | DEC.2022 | IFA | M.ARYAFAR | M.FAKHARIAN | M.MEHRSHAD | **.** |
| D04 | AUG.2022 | IFA | M.ARYAFAR | M.FAKHARIAN | M.MEHRSHAD | **.** |
| D03 | JUN.2022 | IFA | M.ARYAFAR | M.FAKHARIAN | M.MEHRSHAD | **.** |
| D02 | MAR.2022 | IFA | M.ARYAFAR | M.FAKHARIAN | M.MEHRSHAD | **.** |
| D01 | JAN.2022 | IFA | M.ARYAFAR | M.FAKHARIAN | M.MEHRSHAD | **.** |
| D00 | SEP.2021 | IFC | M.ARYAFAR | M.FAKHARIAN | M.MEHRSHAD | **.** |

| REV. | DESCRIPTION | BY | DATE | BY | DATE |
|---|---|---|---|---|---|
| | | CHECKED | | REV. APPR. | |
| *** | ********** | **.** | ***.**** | **.** | ***.**** |

PROJECT NAME: BINAK OILFIELD DEVELOPMENT/SURFACE FACILITIES GAS COMPRESSOR STATION

PROJECT NO.: 971020

EPC CONTRACTOR: HIRGAN ENERGY – DESIGN & INSPECTION COMPANIES

EPD/EPC CONTRACTOR (GC): PETROIRAN DEVELOPMENT COMPANY (PEDCO)


اصل و کلیه نسخ این نقشه و حق اقتباس متعلق به شرکت ملی مناطق نفت خیز جنوب میباشد.

THE ORIGINAL AND ALL COPIES OF THIS DRAWING TOGETHER WITH THE COPYRIGHT THEREIN ARE THE SOLE PROPERTY OF N.I.S.O.C./ FIELDS


BINAK OILFIELD DEVELOPMENT
SURFACE FACILITIES
GAS COMPRESSOR STATION

| DATE | SCALE | DRAWING BY | CHECKED BY | PROJECT ENG. |
|---|---|---|---|---|
| | | | | |

NO CONSTRUCTION PERMITTED UNLESS DRAWING APPROVED

APPROVED FOR CONSTRUCTION BY: DATE:

(VENDOR TITLE BLOCK)**

DRAWING TITLE: P&ID – 1st STAGE GAS COMPRESSION SUCTION DRUMS

| SCALE | SIZE | DRAWING NO. | SHEET NO. | REV. |
|---|---|---|---|---|
| NS | A3 | BK-GCS-PEDCO-120-PR-PI-0006 | 1 OF 3 | D06 |

| BUDGET REF. | LOCATION | SIZE | CLASS | SERIAL NO. | SHEET | REVISION |
|---|---|---|---|---|---|---|
| 053-073-9184 | F | 2 | A | 706784 | 1 OF 3 | D06 |

# V-2101B
# 1ST STAGE GAS COMPRESSION SUCTION DRUM TRAIN #B

DIMENSIONS (ID X TL-TL) : 900 X 3000 mm
DESIGN TEMP. : -35 °C
DESIGN PRESS. : FV/22 barg
TRIM LINE : TRM-V-2101-0504-AN07-PT
TRIM LINE : TRM-V-2101-0505-AS00-NP
TRIM LINE : TRM-C-2101-0503-AN05-ET

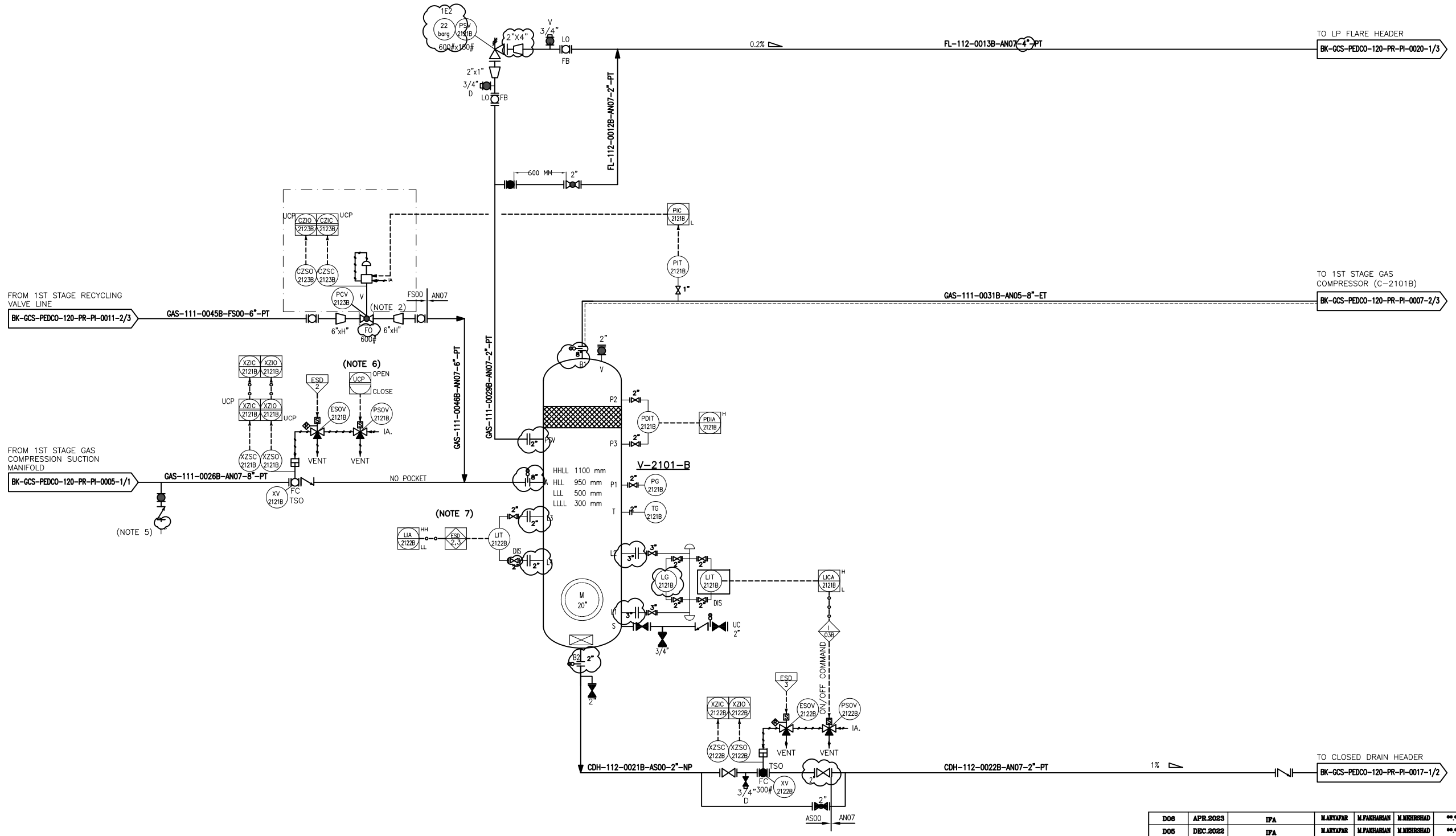


## NOTES

1- LOAD SHARING CONTROL SYSTEM WILL BE FINALIZED BY VENDOR.

2- SPILL BACK VALVE TO BE SUPPLIED BY COMPRESSOR VENDOR.VALVE SIZE SHALL BE FINALIZED BY VENDOR.

3- DELETED.

4- THE LAG OUT OF SPILL BACK VALVE WILL BE FINALIZED BY VENDOR.

5- PURGE CONNECTION.

6-START/STOP SEQUENC IN STARTUP STAGE TO BE IMPLIMENT BY COMPRESSOR VENDOR.

7-ESD LEVEL 2 FOR HH AND ESD LEVEL 3 FOR LL TO BE CONSIDERED AS PER PROJECT ESD LEVEL

8-PARTIAL STROK DEVICE TO BE CONSIDERED FOR ALL ESDV'S ACTIVATED BY ESD 1,0.

## LEGEND

V: PROVIDE BY VENDOR

| REFERENCE DRAWING | DRG. No. |
|---|---|
| Process Flow Diagram | BK-GCS-PEDCO-120-PR-PF-0001 |
| Symbol & Legend For PFD and P&ID | BK-GCS-PEDCO-120-PR-PI-0001 |

## KEY PLAN

| REV. | DATE | P.O.I.S | PREP. | CHK. | APP. | AUT. |
|---|---|---|---|---|---|---|
| D06 | APR.2023 | IFA | M.ARYAFAR | M.FAKHARIAN | M.MEHRSHAD | ••.•• |
| D05 | DEC.2022 | IFA | M.ARYAFAR | M.FAKHARIAN | M.MEHRSHAD | ••.•• |
| D04 | AUG.2022 | IFA | M.ARYAFAR | M.FAKHARIAN | M.MEHRSHAD | ••.•• |
| D03 | JUN.2022 | IFA | M.ARYAFAR | M.FAKHARIAN | M.MEHRSHAD | ••.•• |
| D02 | MAR.2022 | IFA | M.ARYAFAR | M.FAKHARIAN | M.MEHRSHAD | ••.•• |
| D01 | JAN.2022 | IFA | M.ARYAFAR | M.FAKHARIAN | M.MEHRSHAD | ••.•• |
| D00 | SEP.2021 | IFC | M.ARYAFAR | M.FAKHARIAN | M.MEHRSHAD | ••.•• |

| REV. | DESCRIPTION | BY | DATE | BY | DATE |
|---|---|---|---|---|---|
| | | CHECKED | | REV. APPR. | |
| ••• | •••••••••• | ••.•• | •••.•••• | ••.•• | •••.•••• |

PROJECT NAME: BINAK OILFIELD DEVELOPMENT/SURFACE FACILITIES GAS COMPRESSOR STATION

PROJECT NO.: 971020

EPC CONTRACTOR: HIRGAN ENERGY – DESIGN & INSPECTION COMPANIES

EPD/EPC CONTRACTOR (GC): PETROIRAN DEVELOPMENT COMPANY (PEDCO)


أصل و کلیه نسخ این نقشه و حق اختیاری متعلق به شرکت ملی مناطق نفت خیز جنوب میباشد.
THE ORIGINAL AND ALL COPIES OF THIS DRAWING TOGETHER WITH THE COPYRIGHT THEREIN ARE THE SOLE PROPERTY OF N.I.S.O.C./ FIELDS


BINAK OILFIELD DEVELOPMENT
SURFACE FACILITIES
GAS COMPRESSOR STATION

| DATE | SCALE | DRAWING BY | CHECKED BY | PROJECT ENG. |
|---|---|---|---|---|
| | | | | |

NO CONSTRUCTION PERMITTED UNLESS DRAWING APPROVED

APPROVED FOR CONSTRUCTION BY: DATE:

(VENDOR TITLE BLOCK)••

DRAWING TITLE: P&ID – 1st STAGE GAS COMPRESSION SUCTION DRUMS

| SCALE | SIZE | DRAWING NO. | SHEET NO. | REV. |
|---|---|---|---|---|
| NS | A3 | BK-GCS-PEDCO-120-PR-PI-0006 | 2 OF 3 | D06 |

| BUDGET REF. | LOCATION | SIZE | CLASS | SERIAL NO. | SHEET | REVISION |
|---|---|---|---|---|---|---|
| 053-073-9184 | F | 2 | A | 706784 | 2 OF 3 | D06 |

# V-2101C
## 1ST STAGE GAS COMPRESSION SUCTION DRUM TRAIN #C

DIMENSIONS (ID X TL-TL) : 900 X 3000 mm
DESIGN TEMP. : 85 °C
DESIGN PRESS. : FV/22 barg
TRIM LINE : TRM-V-2101-0504-AN07-PT
TRIM LINE : TRM-V-2101-0505-AS00-NP
TRIM LINE : TRM-C-2101-0503-AN05-ET

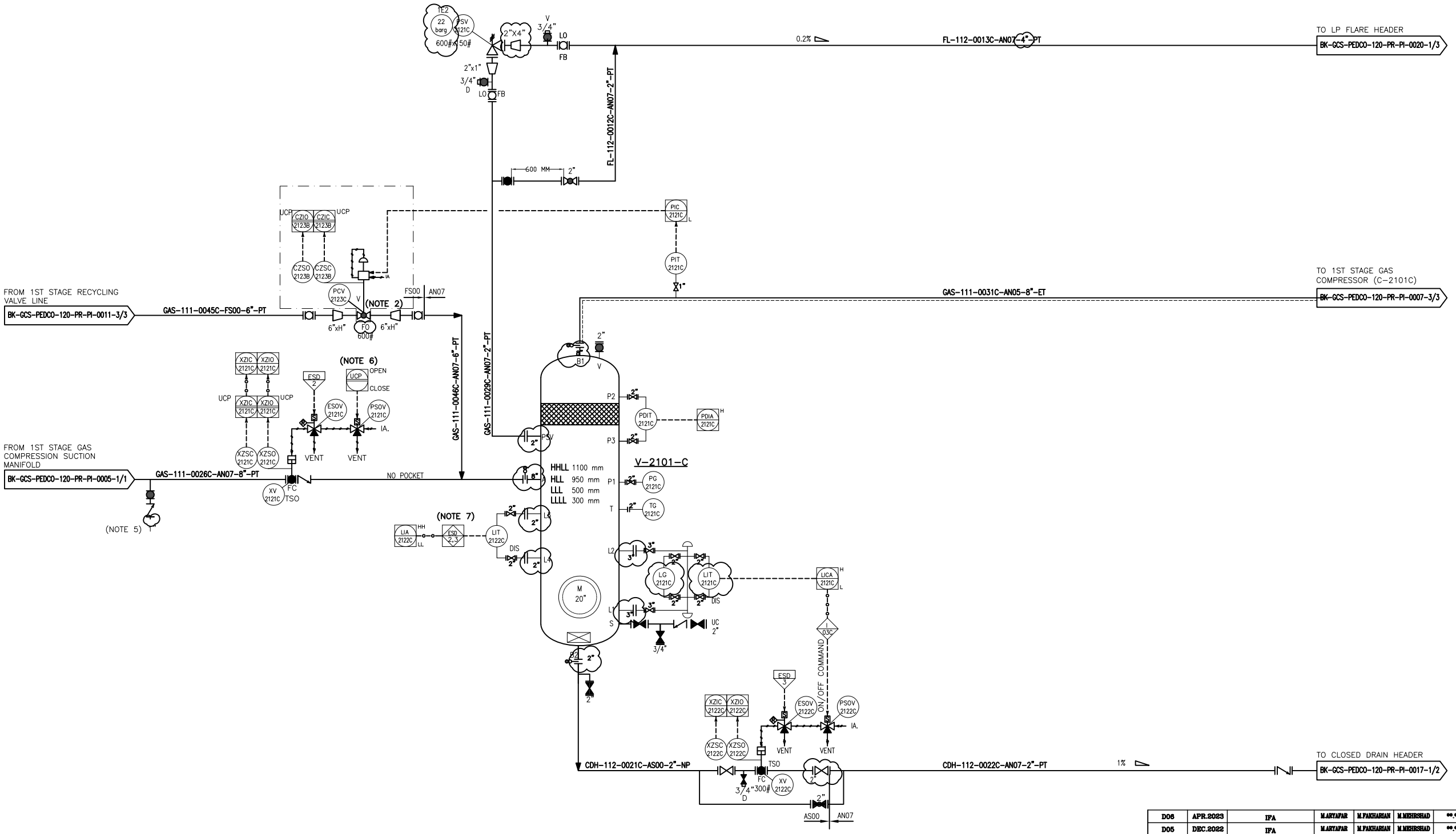


## NOTES

1- LOAD SHARING CONTROL SYSTEM WILL BE FINALIZED BY VENDOR.

2- SPILL BACK VALVE TO BE SUPPLIED BY COMPRESSOR VENDOR.VALVE SIZE SHALL BE FINALIZED BY VENDOR.

3- DELETED.

4- THE LAG OUT OF SPILL BACK VALVE WILL BE FINALIZED BY VENDOR.

5- PURGE CONNECTION.

6-START/STOP SEQUENC IN STARTUP STAGE TO BE IMPLIMENT BY COMPRESSOR VENDOR.

7-ESD LEVEL 2 FOR HH AND ESD LEVEL 3 FOR LL TO BE CONSIDERED AS PER PROJECT ESD LEVEL

8-PARTIAL STROK DEVICE TO BE CONSIDERED FOR ALL ESDV'S ACTIVATED BY ESD 1,0.

## LEGEND

V: PROVIDE BY VENDOR

| REFERENCE DRAWING | DRG. No. |
|---|---|
| Process Flow Diagram | BK-GCS-PEDCO-120-PR-PF-0001 |
| Symbol & Legend For PFD and P&ID | BK-GCS-PEDCO-120-PR-PI-0001 |

## KEY PLAN

| REV. | DATE | P.O.I.S | PREP. | CHK. | APP. | AUT. |
|---|---|---|---|---|---|---|
| D06 | APR.2023 | IFA | M.ARYAFAR | M.FAKHARIAN | M.MEHRSHAD | **.** |
| D05 | DEC.2022 | IFA | M.ARYAFAR | M.FAKHARIAN | M.MEHRSHAD | **.** |
| D04 | AUG.2022 | IFA | M.ARYAFAR | M.FAKHARIAN | M.MEHRSHAD | **.** |
| D03 | JUN.2022 | IFA | M.ARYAFAR | M.FAKHARIAN | M.MEHRSHAD | **.** |
| D02 | MAR.2022 | IFA | M.ARYAFAR | M.FAKHARIAN | M.MEHRSHAD | **.** |
| D01 | JAN.2022 | IFA | M.ARYAFAR | M.FAKHARIAN | M.MEHRSHAD | **.** |
| D00 | SEP.2021 | IFC | M.ARYAFAR | M.FAKHARIAN | M.MEHRSHAD | **.** |

| REV. | DESCRIPTION | CHECKED BY | CHECKED DATE | REV. APPR. BY | REV. APPR. DATE |
|---|---|---|---|---|---|
| *** | ********** | **.** | ***.**** | **.** | ***.**** |

PROJECT NAME: BINAK OILFIELD DEVELOPMENT/SURFACE FACILITIES GAS COMPRESSOR STATION

PROJECT NO.: 971020

EPC CONTRACTOR: HIRGAN ENERGY – DESIGN & INSPECTION COMPANIES

EPD/EPC CONTRACTOR (GC): PETROIRAN DEVELOPMENT COMPANY (PEDCO)


أصل و کلیه نسخ این نقشه و حق اقتباس متعلق به شرکت ملی مناطق نفت خیز جنوب میباشد.

THE ORIGINAL AND ALL COPIES OF THIS DRAWING TOGETHER WITH THE COPYRIGHT THEREIN ARE THE SOLE PROPERTY OF N.I.S.O.C./ FIELDS


BINAK OILFIELD DEVELOPMENT
SURFACE FACILITIES
GAS COMPRESSOR STATION

| DATE | SCALE | DRAWING BY | CHECKED BY | PROJECT ENG. |
|---|---|---|---|---|
| | | | | |

NO CONSTRUCTION PERMITTED UNLESS DRAWING APPROVED

APPROVED FOR CONSTRUCTION BY: DATE:

(VENDOR TITLE BLOCK)**

DRAWING TITLE: P&ID – 1st STAGE GAS COMPRESSION SUCTION DRUMS

| SCALE | SIZE | DRAWING NO. | SHEET NO. | REV. |
|---|---|---|---|---|
| NS | A3 | BK-GCS-PEDCO-120-PR-PI-0006 | 3 OF 3 | D06 |

| BUDGET REF. | LOCATION | SIZE | CLASS | SERIAL NO. | SHEET | REVISION |
|---|---|---|---|---|---|---|
| 053-073-9184 | F | 2 | A | 706784 | 3 OF 3 | D06 |