
 NISOC	<p>نگهداشت و افزایش تولید میدان نفتی بینک سطح الارض</p> <p>احداث ردیف تراکم گاز در ایستگاه جمع آوری بینک</p>							
شماره پیمان:  053 – 073 – 9184	PMR FOR CONTROL VALVES							شماره صفحه : 1 از 19
	پروژه	بسته کاری	صادر کننده	تسهیلات	رشته	نوع مدرک	سریال	
	BK	GCS	PEDCO	120	IN	MR	0005	
							D02	

## طرح نگهداشت و افزایش تولید 27 مخزن

### PMR FOR CONTROL VALVES

نگهداشت و افزایش تولید میدان نفتی بینک



D02	JUL. 2023	IFI	P.Hajisadeghi	M.Fakharian	A.M.Mohseni	
D01	MAY. 2023	IFI	P.Hajisadeghi	M.Fakharian	A.M.Mohseni	
D00	AUG. 2022	IFI	P.Hajisadeghi	M.Fakharian	M.Mehrshad	
Rev.	Date	Purpose of Issue/Status	Prepared by:	Checked by:	Approved by:	CLIENT Approval

Class: 3

CLIENT Doc. Number: F0Z-709275

Status:



IDC: Inter-Discipline Check  
IFC: Issued For Comment  
IFA: Issued For Approval  
AFD: Approved For Design  
AFC: Approved For Construction  
AFP: Approved For Purchase  
AFQ: Approved For Quotation  
IFI: Issued For Information  
AB-R: As-Built for CLIENT Review  
AB-A: As-Built –Approved

 <p>NISOC</p>	<p>نگهداشت و افزایش تولید میدان نفتی بینک سطح الارض</p> <p>احداث ردیف تراکم گاز در ایستگاه جمع آوری بینک</p>																	
<p>شماره پیمان: 053 - 073 - 9184</p>	<p>PMR FOR CONTROL VALVES</p> <table border="1"> <tr> <td>پروژه</td> <td>بسته کاری</td> <td>صادر کننده</td> <td>تسهیلات</td> <td>رشته</td> <td>نوع مدرک</td> <td>سریال</td> <td>نسخه</td> </tr> <tr> <td>BK</td> <td>GCS</td> <td>PEDCO</td> <td>120</td> <td>IN</td> <td>MR</td> <td>0005</td> <td>D02</td> </tr> </table>	پروژه	بسته کاری	صادر کننده	تسهیلات	رشته	نوع مدرک	سریال	نسخه	BK	GCS	PEDCO	120	IN	MR	0005	D02	<p>شماره صفحه : 2 از 19</p>
پروژه	بسته کاری	صادر کننده	تسهیلات	رشته	نوع مدرک	سریال	نسخه											
BK	GCS	PEDCO	120	IN	MR	0005	D02											

### REVISION RECORD SHEET



PAGE	D00	D01	D02	D03	D04
1	X	X	X		
2	X	X	X		
3	X				
4	X				
5	X	X	X		
6	X	X	X		
7	X	X	X		
8	X	X	X		
9	X	X	X		
10	X	X	X		
11	X	X	X		
12	X	X	X		
13	X	X	X		
14	X	X	X		
15	X	X			
16	X	X			
17	X	X	X		
18	X				
19	X				
20					
21					
22					
23					
24					
25					
26					
27					
28					
29					
30					
31					
32					
33					
34					
35					
36					
37					
38					
39					
40					
41					
42					
43					
44					
45					
46					
47					
48					
49					
50					
51					
52					
53					
54					
55					
56					
57					
58					
59					
60					
61					
62					
63					
64					
65					

PAGE	D00	D01	D02	D03	D04
66					
67					
68					
69					
70					
71					
72					
73					
74					
75					
76					
77					
78					
79					
80					
81					
82					
83					
84					
85					
86					
87					
88					
89					
90					
91					
92					
93					
94					
95					
96					
97					
98					
99					
100					
101					
102					
103					
104					
105					
106					
107					
108					
109					
110					
111					
112					
113					
114					
115					
116					
117					
118					
119					
120					
121					
122					
123					
124					
125					
126					
127					
128					
129					
130					

 NISOC	<p>نگهداشت و افزایش تولید میدان نفتی بینک سطح الارض</p> <p>احداث ردیف تراکم گاز در ایستگاه جمع آوری بینک</p>								
شماره پیمان: 053 – 073 – 9184	PMR FOR CONTROL VALVES							شماره صفحه : 3 از 19	
	پروژه	بسته کاری	صادر کننده	تسهیلات	رشته	نوع مدرک	سریال		نسخه
	BK	GCS	PEDCO	120	IN	MR	0005	D02	

## CONTENTS

1.0	INTRODUCTION .....	4
2.0	GENERAL .....	4
3.0	REFERENCE / ATTACHED DOCUMENTS .....	6
4.0	SUBJECT OF THE SUPPLY .....	6
5.0	LIMITS OF SUPPLY.....	7
5.1	SCOPE OF SUPPLY .....	7
5.2	EXCLUSIONS .....	8
5.3	BATTERY LIMITS .....	8
6.0	INSPECTION AND TESTS .....	8
7.0	VENDOR DOCUMENTATION REQUIREMENTS & SCHEDULE.....	8
8.0	UNIT RESPONSIBILITY .....	9
9.0	GUARANTEE AND WARRANTY .....	9
10.0	DEVIATION .....	10
11.0	PRICE BREAKDOWN.....	10
	ATTACHMENT 1 .....	11
11.1	LIST OF REFERENCE / APPLICABLE DOCUMENTS.....	11
	ATTACHMENT 2 .....	13
11.2	VENDOR DOCUMENTS MIN. REQUIREMENT .....	13
	ATTACHMENT 3 .....	18
11.3	DEVIATIONS / EXCEPTIONS TO JOB SPECIFICATION .....	18
	ATTACHMENT 4 .....	19
11.4	ALTERNATIVES TO JOB SPECIFICATION .....	19

 NISOC	<p>نگهداشت و افزایش تولید میدان نفتی بینک سطح الارض</p> <p>احداث ردیف تراکم گاز در ایستگاه جمع آوری بینک</p>							
شماره پیمان: 053 – 073 – 9184	PMR FOR CONTROL VALVES							شماره صفحه : 4 از 19
	پروژه	بسته کاری	صادر کننده	تسهیلات	رشته	نوع مدرک	سریال	
	BK	GCS	PEDCO	120	IN	MR	0005	D02

## 1.0 INTRODUCTION

Binak oilfield in Bushehr province is a part of the southern oilfields of Iran, is located 20 km northwest of Genaveh city.

With the aim of increasing production of oil from Binak oilfield, an EPC/EPD Project has been defined by NIOC/NISOC and awarded to Petro Iran Development Company (PEDCO). Also PEDCO (as General Contractor) has assigned the EPC-packages of the Project to "Hirgan Energy - Design and Inspection" JV.

As a part of the Project, a New Gas Compressor Station (adjacent to existing Binak GCS) shall be constructed to gather of 15 MMSCFD (approx.) associated gases and compress & transfer them to Siahmakan GIS.



### GENERAL DEFINITION

The following terms shall be used in this document.

CLIENT:	National Iranian South Oilfields Company (NISOC)
PROJECT:	Binak Oilfield Development – Surface Facilities; New Gas Compressor Station
EPD/EPC CONTRACTOR (GC):	Petro Iran Development Company (PEDCO)
EPC CONTRACTOR:	Joint Venture of : Hirgan Energy – Design & Inspection (D&I) Companies
VENDOR:	The firm or person who will fabricate the equipment or material.
EXECUTOR:	Executor is the party which carries out all or part of construction and/or commissioning for the project.
THIRD PARTY INSPECTOR (TPI):	The firm appointed by EPD/EPC CONTRACTOR (GC) and approved by CLIENT (in writing) for the inspection of goods.
SHALL:	Is used where a provision is mandatory.
SHOULD:	Is used where a provision is advisory only.
WILL:	Is normally used in connection with the action by CLIENT rather than by an EPC/EPD CONTRACTOR, <u>supplier</u> or VENDOR.
MAY:	Is used where a provision is completely discretionary.



## 2.0 GENERAL

- This document presents the item material requisitions for Contractor's use as appropriate.

	<p>نگهداشت و افزایش تولید میدان نفتی بینک سطح الارض</p> <p>احداث ردیف تراکم گاز در ایستگاه جمع آوری بینک</p>								
شماره پیمان:  053 – 073 – 9184	PMR FOR CONTROL VALVES							شماره صفحه : 5 از 19	
	پروژه	بسته کاری	صادر کننده	تسهیلات	رشته	نوع مدرک	سریال		نسخه
	BK	GCS	PEDCO	120	IN	MR	0005		D02

- This material requisition covers the requirements for the design, manufacturing, testing and supply of Control Valves as listed below. All equipment/devices/items shall conform to this requisition and all specifications which have been mentioned in attachment 1 of this material requisition.
- The vendor's supply shall include:

No.	Item	Description	Total QTY.
1	FCV-2101	Control Valve, Globe Type , As Per Data Sheets For Control/Regulator Valves Doc. No.:” BK-GCS-PEDCO-120-IN-DT-0011”	1
2	FCV-2102	Control Valve, Globe Type , As Per Data Sheets For Control/Regulator Valves Doc. No.:” BK-GCS-PEDCO-120-IN-DT-0011”	1
3	FCV-2111	Control Valve, Globe Type , As Per Data Sheets For Control/Regulator Valves Doc. No.:” BK-GCS-PEDCO-120-IN-DT-0011”	1
4	LCV-2114	Control Valve, Globe Type , As Per Data Sheets For Control/Regulator Valves Doc. No.:” BK-GCS-PEDCO-120-IN-DT-0011”	1
5	PCV-2135A/B/C	Control Valve, Globe Type , As Per Data Sheets For Control/Regulator Valves Doc. No.:” BK-GCS-PEDCO-120-IN-DT-0011”	3
6	PCV-2151	Control Valve, Globe Type , As Per Data Sheets For Control/Regulator Valves Doc. No.:” BK-GCS-PEDCO-120-IN-DT-0011”	1
7	PCV-2152	Control Valve, Globe Type , As Per Data Sheets For Control/Regulator Valves Doc. No.:” BK-GCS-PEDCO-120-IN-DT-0011”	1
8	PCV-2201	Control Valve, Globe Type , As Per Data Sheets For Control/Regulator Valves Doc. No.:” BK-GCS-PEDCO-120-IN-DT-0011”	1
9	PCV-2272	Control Valve, Globe Type , As Per Data Sheets For Control/Regulator Valves Doc. No.:” BK-GCS-PEDCO-120-IN-DT-0011”	1
10	PCV-2211	Control Valve, Globe Type , As Per Data Sheets For Control/Regulator Valves Doc. No.:” BK-GCS-PEDCO-120-IN-DT-0011”	1
11	PRV-2161	Pressure Regulator Valves, As Per Data Sheets For Control/Regulator Valves Doc. No.:” BK-GCS-PEDCO-120-IN-DT-0011”	1
12	PRV-2162	Pressure Regulator Valves, As Per Data Sheets For Control/Regulator Valves Doc. No.:” BK-GCS-PEDCO-120-IN-DT-0011”	1
13	PRV-2201	Pressure Regulator Valves, As Per Data Sheets For Control/Regulator Valves Doc. No.:” BK-GCS-PEDCO-120-IN-DT-0011”	1
14	PRV-2291	Pressure Regulator Valves, As Per Data Sheets For Control/Regulator Valves Doc. No.:” BK-GCS-PEDCO-120-IN-DT-0011”	1

 NISOC	<p>نگهداشت و افزایش تولید میدان نفتی بینک سطح الارض</p> <p>احداث ردیف تراکم گاز در ایستگاه جمع آوری بینک</p>								
شماره پیمان: 053 – 073 – 9184	PMR FOR CONTROL VALVES							شماره صفحه : 6 از 19	
	پروژه	بسته کاری	صادر کننده	تسهیلات	رشته	نوع مدرک	سریال		نسخه
	BK	GCS	PEDCO	120	IN	MR	0005	D02	

15	PRV-2292	Pressure Regulator Valves, As Per Data Sheets For Control/Regulator Valves Doc. No.: BK-GCS-PEDCO-120-IN-DT-0011"	1
----	----------	---	---

### 3.0 REFERENCE / ATTACHED DOCUMENTS

- Specified documents in attachment 1 shall be considered as a part of this material Requisition.
- All codes and standards which have been referenced in above mentioned specs shall be considered.
- In case of any conflict between the contents of this document or any discrepancy between this document and other project documents or reference standards, this issue must be reported to the CLIENT. The final decision in this situation will be made by CLIENT.
- Deviations

Any exceptions/clarifications to codes/standards and specifications listed in attachment 1 must be clearly stated in a separate dedicated section of the proposal in the format submitted in attachment 3.

The proposed deviations/comments list shall include as minimum:

- Reference for the involved specification, chapter and paragraph.
- Technical justification for the non-compliance.
- Detailed description of the proposed alternative.

If no exceptions or clarifications exist, either for the complete referenced document or an individual paragraph, the **supplier vendor** shall be considered to be in full compliance with the relevant document.

The **supplier vendor** may propose materials of equivalent or better quality compared to those indicated in the equipment data sheet. Even these cases shall be duly included/technically supported in the deviations/clarifications list.



D02

### 4.0 SUBJECT OF THE SUPPLY

The **supplier vendor** shall supply Control Valves. The scope of supply is detailed at para. 5. The **supplier vendor** shall include in the supply, all other equipment/devices/items not listed in the following, but necessary for a good design and a safe operation, taking into account process data and installation conditions such as area classification and climatic conditions.

The grade of shop assembly of the equipment/devices/items supplied shall be at maximum extent to facilitate site erection and pre-commissioning activities.

D02

 NISOC	<p>نگهداشت و افزایش تولید میدان نفتی بینک سطح الارض</p> <p>احداث ردیف تراکم گاز در ایستگاه جمع آوری بینک</p>								
شماره پیمان: 053 – 073 – 9184	PMR FOR CONTROL VALVES							شماره صفحه : 7 از 19	
	پروژه	بسته کاری	صادر کننده	تسهیلات	رشته	نوع مدرک	سریال		نسخه
	BK	GCS	PEDCO	120	IN	MR	0005	D02	

## 5.0 LIMITS OF SUPPLY

### 5.1 SCOPE OF SUPPLY

#### 5.1.1 MAIN DESCRIPTION

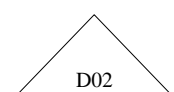
The scope of supply includes 12 Nos. Control Valves. Main feature are as below:

- Control Valves, Globe Type. As per mentioned size,
- ACTUATOR
- Positioner
- Air Set
- Painting and coating (Light green Actuator and white valve body as per Specification For Painting BK-GNRAL-PEDCO-000-PI-SP-0006 )





The **supplier vendor** shall assume overall responsibility for the design, manufacture, assembly, test and performance of all equipment/devices/items supplied as indicated in this requisition. This shall include, but not be limited to:

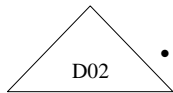
- Resolve engineering issues relating to equipment/devices/items within the scope of supply.
- Provide detailed design and documentation of all equipment/devices/items and components within the scope of supply in accordance with attachment 2 of this document.
- Provide all necessary information documents in order to allow the contractor to erect, install and verify the proposed equipment/devices/items.
- Implement a quality assurance plan
- The quality plan applied to the scope of supply shall include:
  - QA/QC organization and procedures that shall be submitted for approval.
  - Plan for HOLD points in the production process proposed to PURCHASER for witness or approval particular activities.
  - Production schedule indicating main quality manufacturing processes, inspection and tests.
  - Qualification of all personnel performing tests to be reviewed by the inspector
  - **supplier vendor** shall also provide the description of the following quality activities:
    - Sub **supplier vendor** products quality
    - Quality check and identification of the materials and equipment entering in their manufacturing shop.
- Calibration of test instruments and equipment
- Provide detailed specifications and data sheets.



#### 5.1.2 SPARE PARTS

Following items shall be considered (supplied) and included in the bid documentation:

 NISOC	<p>نگهداشت و افزایش تولید میدان نفتی بینک سطح الارض</p> <p>احداث ردیف تراکم گاز در ایستگاه جمع آوری بینک</p>							
شماره پیمان:  053 – 073 – 9184	PMR FOR CONTROL VALVES							شماره صفحه : 8 از 19
	پروژه	بسته کاری	صادر کننده	تسهیلات	رشته	نوع مدرک	سریال	
	BK	GCS	PEDCO	120	IN	MR	0005	
		D02						



- Spare parts for commissioning and start-up; a qualified and complete list based on PROJECT SPARE PART SUPPLY PROCEDURE (Doc. No. E&C-QC-SP-1).
- Spare parts for two years operation; a qualified and complete list based on PROJECT SPARE PART SUPPLY PROCEDURE (Doc. No. E&C-QC-SP-1).
- Capital spare parts (as option)

#### 5.1.3 OTHER ITEMS

- Name plate

### 5.2 EXCLUSIONS

No exclusion is applicable.

### 5.3 BATTERY LIMITS

No battery limit is applicable.



## 6.0 INSPECTION AND TESTS



The equipment shall be inspected and tested in accordance with the Inspection & Test plan (ITP) issued by the vendor and approved by the CLIENT/EPC CONTRACTOR before the award of the order . The Inspection & Test plan (ITP ) shall be at least according to the Commodity Procurement and Manufacturing Inspection Instruction ( Docs .Nos. ICE-EID-MI-SP01-Rev01 ) , Inspection Level of Commodity and Equipment ( Docs .Nos. ICE-EID-MI-SP02-Rev01) and Data Sheets. The vendor shall in any case conduct all the tests required by contractual documents, specifications, codes and standards, manufacturer standard quality system and keep the relevant documentation. All required manufacturing and function test/inspection also Factory Acceptance Test /Site Acceptance Test and Quality Assurance requirements shall be considered in vendor responsibility as per project specification.

## 7.0 VENDOR DOCUMENTATION REQUIREMENTS & SCHEDULE

- Vendor document shall be according to attachment 2 of this document.
- All documents, preliminary or final, are to be stamped and signed by the supplier vendor.
- Failure in dispatch of the required documents shall cause the supply to be considered as unfulfilled.
- PURCHASER's approval does not relieve vendor, in any way, from his obligation to fulfill the requirements of the purchase order documents.





 NISOC	<p>نگهداشت و افزایش تولید میدان نفتی بینک سطح الارض</p> <p>احداث ردیف تراکم گاز در ایستگاه جمع آوری بینک</p>								
شماره پیمان: 053 – 073 – 9184	PMR FOR CONTROL VALVES							شماره صفحه : 9 از 19	
	پروژه	بسته کاری	صادر کننده	تسهیلات	رشته	نوع مدرک	سریال		نسخه
	BK	GCS	PEDCO	120	IN	MR	0005		D02

- All vendor drawings and documents shall be in English language.

All drawings and documents are to be identified as per clause 1 **“GENERAL DEFINITION”**

## 8.0 UNIT RESPONSIBILITY



VENDOR shall be responsible for the design, engineering, co-ordination, supply, delivery, testing, final check-out and satisfactory operation of the equipment/devices/items. The engineering coordination also includes responsibility for handing and expediting drawings.

Also VENDOR shall be responsible for ensuring that all relevant information and documentation is passed on the sub-supplier vendors.

## 9.0 GUARANTEE AND WARRANTY

All material and Equipment/Devices/Items in VENDOR's scope of work/supply shall be guaranteed by VENDOR.

The guarantee period shall be eighteen (18) months from the date of delivery or twelve (12) months from the installation date of each equipment/packages at site

VENDOR shall guarantee the performance of supplied items.

VENDOR shall guarantee that the Equipment/Device/Item is suitable for the operating conditions herein specified, and that all materials and components are free from any defects; verifications of all calculations are in VENDOR's responsibility.



VENDOR shall unconditionally guarantee the materials and workmanship of all material and/or services. If, within the guarantee period, any defects occur which are due to faulty material and/or services included in his scope (design, manufacturing, inspection, testing, supply & etc.), VENDOR shall, at his own expense, repair or adjust the condition, or replace the material and/or services to the complete satisfaction of CLIENT's representative. These repairs, replacement or adjustments shall be made only at such time as will be least detrimental to the operation of the CLIENT's business.



VENDOR warrants promptly repairing or replacing the defective parts in the warranty period (minimum 10 years from installation).

Vendor shall ensure a correct and safe operation of the unit, providing all safety protection Devices.

Vendor shall be responsible for the safe, reliable, continuous functioning of the Equipment/Devices/Items.

 NISOC	<p>نگهداشت و افزایش تولید میدان نفتی بینک سطح الارض</p> <p>احداث ردیف تراکم گاز در ایستگاه جمع آوری بینک</p>								
شماره پیمان: 053 – 073 – 9184	PMR FOR CONTROL VALVES							شماره صفحه : 10 از 19	
	پروژه	بسته کاری	صادر کننده	تسهیلات	رشته	نوع مدرک	سریال		نسخه
	BK	GCS	PEDCO	120	IN	MR	0005	D02	

VENDOR is fully responsible for the design of package for correct and safe operation based on project requirement during package life time; therefore, VENDOR shall specify any documents/specifications which may be required for design, manufacture and finalizing of Equipment/Devices/Items to avoid any problems during the package operation at site before P.O; otherwise, VENDOR shall be hold responsible for any corresponding deviation from expectations from the Equipment/Devices/Items.

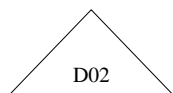
## 10.0 DEVIATION

VENDOR's proposal shall be prepared in strict compliance with the requirements set forth in the relevant specifications of tender documents.



VENDOR shall include in his proposal the statement of compliance with the tender documents should VENDOR wish to submit exception to the requirements of tender documents. They shall be submitted for PURCHASER's approval.

## 11.0 PRICE BREAKDOWN

Breakdown price of following items shall be included in the proposal, as well as total price.



- 1) Material and Fabrication for each Section Separately
- 2) Pre-commissioning & commissioning spare parts (E&C-QC-SP-1)
- 3) 2 years operational spare parts (E&C-QC-SP-1)
- 4) Packing & transportation



	<p>نگهداشت و افزایش تولید میدان نفتی بینک سطح الارض</p> <p>احداث ردیف تراکم گاز در ایستگاه جمع آوری بینک</p>																									
شماره پیمان: 053 - 073 - 9184	<table><tr><th colspan="8">PMR FOR CONTROL VALVES</th></tr><tr><th>پروژه</th><th>بسته کاری</th><th>صادر کننده</th><th>تسهیلات</th><th>رشته</th><th>نوع مدرک</th><th>سریال</th><th>نسخه</th></tr><tr><td>BK</td><td>GCS</td><td>PEDCO</td><td>120</td><td>IN</td><td>MR</td><td>0005</td><td>D02</td></tr></table>	PMR FOR CONTROL VALVES								پروژه	بسته کاری	صادر کننده	تسهیلات	رشته	نوع مدرک	سریال	نسخه	BK	GCS	PEDCO	120	IN	MR	0005	D02	شماره صفحه : 11 از 19
PMR FOR CONTROL VALVES																										
پروژه	بسته کاری	صادر کننده	تسهیلات	رشته	نوع مدرک	سریال	نسخه																			
BK	GCS	PEDCO	120	IN	MR	0005	D02																			

## ATTACHMENT 1

### 11.1 LIST OF REFERENCE / APPLICABLE DOCUMENTS

D02

No.	Document No.	Document Title	Rev.
<b>Instrument</b>			
1.	BK-GCS-PEDCO-120-IN-DC-0002	Instrument & Control System Design Criteria	D01
2.	BK-GNRAL-PEDCO-000-IN-SP-0001	Specification for Instrumentation	D04
3.	BK-GNRAL-PEDCO-000-IN-SP-0005	Specification for Control Valve	D03
4.	BK-GCS-PEDCO-120-IN-DG-0002	Instrument Hook-up Diagram	D03
5.	BK-GCS-PEDCO-120-IN-DT-0011	Data Sheets for Control/Regulator Valves	D02
<b>Process</b>			
6.	BK-GNRAL-PEDCO-000-PR-DC-0001	Process Design Criteria	D02
7.	BK-GNRAL-PEDCO-000-PR-DB-0001	Process Basis Of Design	D08
8.	BK-GCS-PEDCO-120-PR-PI-0001	Symbol & Legend For PFD and P&ID	D04
9.	BK-GCS-PEDCO-120-PR-PI-0002	P&ID - Gas Compression Inlet Gas Pipeline (Binak)	D06
10.	BK-GCS-PEDCO-120-PR-PI-0003	P&ID - Gas Compression Inlet Gas Pipeline (Golkhari)	D06
11.	BK-GCS-PEDCO-120-PR-PI-0004	P&ID - Slug Catcher System	D06
12.	BK-GCS-PEDCO-120-PR-PI-0005	P&ID - Gas Compression Inlet Knock Out Drum	D06
13.	BK-GCS-PEDCO-120-PR-PI-0006	P&ID - 1st Stage Gas Compression Suction Drums	D06
14.	BK-GCS-PEDCO-120-PR-PI-0007	P&ID - 1st Stage Gas Compression Compressors	D06
15.	BK-GCS-PEDCO-120-PR-PI-0008	P&ID - 1st Stage Gas Compression Air Coolers	D06
16.	BK-GCS-PEDCO-120-PR-PI-0009	P&ID - 2nd Stage Gas Compression Suction Drums	D06
17.	BK-GCS-PEDCO-120-PR-PI-0010	P&ID - 2nd Stage Gas Compression Compressors	D05
18.	BK-GCS-PEDCO-120-PR-PI-0011	P&ID - 2nd Stage Gas Compression Air Coolers	D06
19.	BK-GCS-PEDCO-120-PR-PI-0012	P&ID - 2nd Stage Gas Compression Discharge Drum	D06
20.	BK-GCS-PEDCO-120-PR-PI-0013	P&ID - Gas Compression Dehydration Package	D06
21.	BK-GCS-PEDCO-120-PR-PI-0014	P&ID - Lean Glycol Storage Tank	D06
22.	BK-GCS-PEDCO-120-PR-PI-0015	P&ID - Instrument & Plant Air System	D06
23.	BK-GCS-PEDCO-120-PR-PI-0016	P&ID - Nitrogen Generation System	D06
24.	BK-GCS-PEDCO-120-PR-PI-0017	P&ID - Close Drain System	D06
25.	BK-GCS-PEDCO-120-PR-PI-0018	P&ID - Corrosion Inhibitor Package	D06
26.	BK-GCS-PEDCO-120-PR-PI-0019	P&ID - Methanol Injection Package	D06



	<p>نگهداشت و افزایش تولید میدان نفتی بینک سطح الارض</p> <p>احداث ردیف تراکم گاز در ایستگاه جمع آوری بینک</p>								
شماره پیمان: 053 - 073 - 9184	PMR FOR CONTROL VALVES							شماره صفحه : 12 از 19	
	پروژه	بسته کاری	صادر کننده	تسهیلات	رشته	نوع مدرک	سریال		نسخه
	BK	GCS	PEDCO	120	IN	MR	0005		D02

No.	Document No.	Document Title	Rev.
27.	BK-GCS-PEDCO-120-PR-PI-0020	P&ID - LP Flare System	D06
28.	BK-GCS-PEDCO-120-PR-PI-0021	P&ID - Oily Water Sewer	D05
29.	BK-GCS-PEDCO-120-PR-PI-0022	P&ID - Fuel Gas System	D06
30.	BK-GCS-PEDCO-120-PR-PI-0023	P&ID - Diesel Oil System	D06
31.	BK-GCS-PEDCO-120-PR-PI-0024	P&ID - Potable Water System	D06
32.	BK-GCS-PEDCO-120-PR-PI-0025	P&ID - Glycol Sump Drum	D06
<b>SAFETY</b>			
33.	BK-GCS-PEDCO-120-SA-PI-0001	P&ID - Fire Water Network	D04
<b>PIPING</b>			
34.	BK-GCS-PEDCO-120-PI-SP-0001	Piping Material Specification	D02
<b>General</b>			
35.	ICE-EID-MI-SP01-Rev01	دستورالعمل بازرسی، خرید و ساخت کالا	01
36.	ICE-EID-MI-SP02-Rev01	دستورالعمل انتخاب سطح بازرسی کالا و تجهیزات	01
37.	E&C-QC-SP-1	دستورالعمل تامین قطعات یدکی راه اندازی و راهبری دو سالانه	D00
38.	BK-GNRAL-PEDCO-000-QC-PR-0002	Quality Control Plan (QCP)	D01
39.	BK-GNRAL-PEDCO-000-QC-PR-0021	Control of Inspection Measuring and Test Equipment Procedure	D00
40.	BK-GNRAL-PEDCO-000-QC-PR-0022	Specification For Final Data Book (FDB) Requirements	-
41.	BK-GNRAL-PEDCO-000-QC-PR-0045	Packing, Marking, Transportation Procedure	-

**\*\*NOTE: THE LATEST REVISION OF PROJECT DOCUMENT IN ATTACHMENT 1 TO BE CONSIDERED AS REFERENCE BY VENDOR.**

D02



D02

 NISOC	<p>نگهداشت و افزایش تولید میدان نفتی بینک سطح الارض</p> <p>احداث ردیف تراکم گاز در ایستگاه جمع آوری بینک</p>								
شماره پیمان: 053 – 073 – 9184	PMR FOR CONTROL VALVES							شماره صفحه : 13 از 19	
	پروژه	بسته کاری	صادر کننده	تسهیلات	رشته	نوع مدرک	سریال		نسخه
	BK	GCS	PEDCO	120	IN	MR	0005		D02



## ATTACHMENT 2

### 11.2 VENDOR DOCUMENTS MIN. REQUIREMENT

NO.	DESCRIPTION	WITH BID	AFTER ORDERING				AT THE FINAL INSPECTION (4)
		Q./TYPE (1)	Q./TYPE (1)	DELIVERY DATE (2)	PURPOSE (3)	FINAL ISSUE	
MANAGEMENT							
1	Vendor Document Index and Schedule (See attachment 2)	4N	(5)	2W	A	(5)	X
2	Organization Brief	4N	(5)	2W	I	(5)	
3	Schedule Level 1, 2, 3 & 4 showing Engineering, Procurement, Fabrication, Inspection, Testing, and Delivery Plan.	4N	(5)	3W	A	(5)	X
4	Physically Progress Report (Every 2 Weeks))		(5)	2W	I	(5)	
5	Project Organization Chart	4N	(5)	2W	I	(5)	X
6	Reference List	4N	(5)	2W	I	(5)	
7	Vendor Catalogue	4N	(5)	2W	I	(5)	X
HSE							
8	HSE Procedure		(5)	4W	A	(5)	X
ENGINEERING							
9	Specifications/Data Sheets (Completed)		(5)	4W	A	(5)	X
10	Dimensional Outlines	4N	(5)	4W	A	(5)	X
11	Mounting Details		(5)	4W	A	(5)	X
12	Engineering Design and Documentation, Sizing Calculation, Noise Calculation	4N	(5)	4W	A	(5)	X
13	Schematic Wiring and Tubing Diagram	4N	(5)	4W	A	(5)	X
14	Electric Power & Utility Consumption List		(5)	4W	A	(5)	X
15	General Arrangement	4N	(5)	4W	A	(5)	X
16	Detailed Dimensions of Cut- Outs		(5)	4W	A	(5)	X

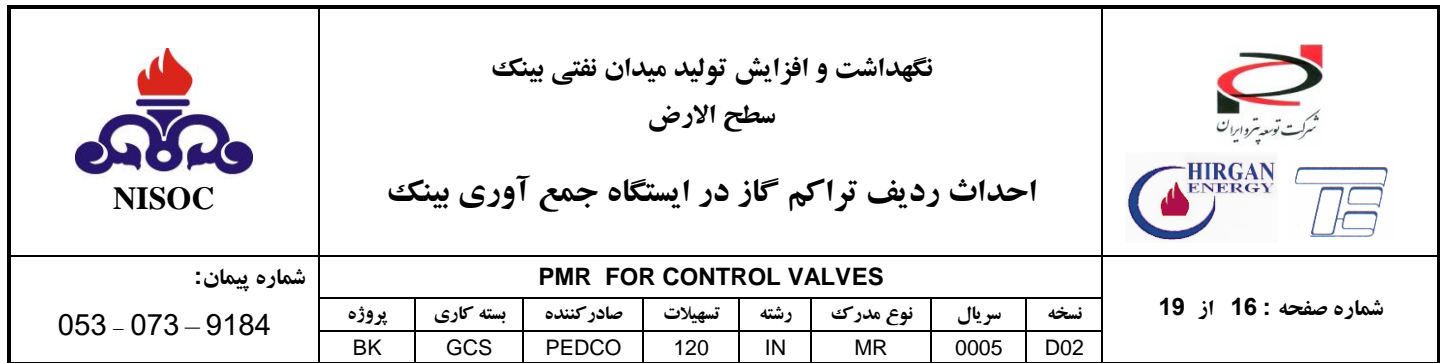
 NISOC	<p>نگهداشت و افزایش تولید میدان نفتی بینک سطح الارض</p> <p>احداث ردیف تراکم گاز در ایستگاه جمع آوری بینک</p>								
شماره پیمان:  053 – 073 – 9184	PMR FOR CONTROL VALVES							شماره صفحه : 14 از 19	
	پروژه	بسته کاری	صادر کننده	تسهیلات	رشته	نوع مدرک	سریال		نسخه
	BK	GCS	PEDCO	120	IN	MR	0005		D02

NO.	DESCRIPTION	WITH BID	AFTER ORDERING				AT THE FINAL INSPECTION (4)
		Q./TYPE (1)	Q./TY PE (1)	DELIVERY DATE (2)	PURPO SE (3)	FINAL ISSUE	
17	Parts/Material List	4N	(5)	4W	A	(5)	X
18	Technical Description and Relevant Catalogues	4N	(5)	4W	A	(5)	X
19	List of Deviations from the Specification and Data Sheets	4N	(5)	4W	A	(5)	
<b>PROCUREMENT</b>							
20	List of Sub-Vendors ( table giving: part of equipment, tag no., sub-vendor reference)(5.1.3) (if any)	4N	(5)	4W	A	(5)	
21	Unpriced copy of sub-orders	4N	(5)	4W	I	-	
22	Packing Spec. / Shipping Schedule	4N	(5)	4W	I	-	
23	Weight List/ Shipping List	4N	(5)	4W	I	(5)	
24	Mechanical & Performance Guarantees	4N	(5)	4W	I	-	
<b>QUALITY , MANUFACTURING, TESTING</b>							
25	Quality Assurance Manual /Quality Management System Certificate (according to latest rev. of ISO)		(5)	3W	A	(5)	
26	Preliminary Project Schedule		(5)	4W	I	-	
27	Weld and NDT Map (if any)		(5)	4W	I	(5)	X
28	Surface Preparation and Painting Procedures		(5)	4W	I	(5)	X
29	Welding Procedure Specification (including repair procedures). (if any)		(5)	4W	I	(5)	X
30	Welder Qualification Procedure (if any)		(5)	4W	I	(5)	X
31	Fabrication Degree		(5)	4W	I	(5)	X
32	Hydrostatic/Pneumatic Test Procedure		(5)	4W	I	(5)	X
33	Quality Control Plan	4N	(5)	4W	I	(5)	X
34	Manufacturing, Test & Inspection Procedures	4N	(5)	4W	A	(5)	X
35	Performance & Functional Test Procedure		(5)	4W	A	(5)	X
36	Non-Destructive Testing/Examination Procedures		(5)	4W	A	(5)	X
37	Factory Acceptance Test (FAT) Procedure	4N	(5)	4W	A	(5)	X

 NISOC	<p>نگهداشت و افزایش تولید میدان نفتی بینک سطح الارض</p> <p>احداث ردیف تراکم گاز در ایستگاه جمع آوری بینک</p>								
شماره پیمان: 053 – 073 – 9184	PMR FOR CONTROL VALVES							شماره صفحه : 15 از 19	
	پروژه	بسته کاری	صادر کننده	تسهیلات	رشته	نوع مدرک	سریال		نسخه
	BK	GCS	PEDCO	120	IN	MR	0005		D02




NO.	DESCRIPTION	WITH BID	AFTER ORDERING				AT THE FINAL INSPECTION (4)
		Q./TYPE (1)	Q./TYPE (1)	DELIVERY DATE (2)	PURPOSE (3)	FINAL ISSUE	
RECORDS, REPORTS & CERTIFICATES							
38	Material Conformity Certificate		(5)	4W	I	(5)	X
39	Testing Authority Approval Certificate (if any)		(5)	4W	I	(5)	X
40	Hazardous Area Certificates.		(5)	4W	I	(5)	X
41	Ingress Protection Certificate		(5)	4W	I	(5)	X
42	Conformity Certificates (sub-vendor/equipment)		(5)	4W	I	(5)	X
43	Material Certificates Identification Diagram. (cross-reference material location ; certificates for critical components)		(5)	4W	I	(5)	X
44	Welding Procedure Qualification Record. (if any)		(5)	4W	I	(5)	
45	Welding Inspection Reports		(5)	4W	I	(5)	
46	Welder Qualification Records. (if any)		(5)	4W	I	(5)	
47	NDT Operator Qualifications		(5)	4W	I	(5)	X
48	Detailed NDT Reports		(5)	4W	A	(5)	
49	Weld/ NDT Identification Diagram. (Cross-reference weld locations, WPS, welders, NDT reports). (if any)		(5)	4W	A	(5)	X
50	Hardness Test Reports		(5)	4W	A	(5)	X
51	PWHT Charts & Reports, including calibration records of recorders (for each heat treatment)		(5)	4W	I	(5)	X
52	Pressure Test Reports / Certificates		(5)	4W	A	(5)	X
53	FAT Test Report / Certificates		(5)	4W	A	(5)	
54	Performance Test Report / Certificates		(5)	4W	A	(5)	X
55	Material Test Certificates		(5)	4W	I	(5)	X
56	Calibration Curves of Control Equipment		(5)	4W	I	(5)	X
57	Calibration Test Certificates		(5)	4W	I	(5)	X
58	Surface Preparation & Coating Reports		(5)	4W	A	(5)	
59	Hydrostatic / Pneumatic Testing Certificates		(5)	4W	I	(5)	X
60	Welding Consumable Certificate(if any)		(5)	4W	I	(5)	X





NO.	DESCRIPTION	WITH BID	AFTER ORDERING				AT THE FINAL INSPECTION (4)
		Q./TYPE (1)	Q./TY PE (1)	DELIVERY DATE (2)	PURPO SE (3)	FINAL ISSUE	
61	Test & Inspection Reports	4N	(5)	4W	A	(5)	
62	Rust Prevention Report		(5)	4W	A	(5)	
63	Non-Conformities Report		(5)	4W	A	(5)	
64	Letter of Conformity		(5)	4W	A	(5)	
65	Monthly Progress Report		(5)	4W	A	(5)	
INSTALLATION							
66	Sub-Assembly Documentation		(5)	4W	A	(5)	
67	Sub-Assembly Drawings		(5)	4W	A	(5)	
68	Erection/Installation Manual (if required)		(5)	4W	A	(5)	
69	Name Plate Documents	4N	(5)	4W	A	(5)	
70	Handling, Transportation & Storage Instructions	4N	(5)	4W	A	(5)	
71	Unpacking & Inspection Instructions		(5)	4W	A	(5)	
72	Preliminary Packing List		(5)	4W	A	(5)	
73	Packing List		(5)	4W	A	(5)	
OPERATION & MAINTENANCE							
74	Operating Instructions		(5)	4W	A	(5)	
75	Maintenance Instructions		(5)	4W	A	(5)	
76	Commissioning & Start-up Manual		(5)	4W	A	(5)	
77	List of Spare Parts Commissioning & Start-up	4N	(5)	4W	A	(5)	
78	List of Spare Parts 2 Years Operation	4N	(5)	4W	A	(5)	
79	List of Special Tools	4N	(5)	4W	A	(5)	
80	Lube Oil Schedule		(5)	4W	A	(5)	
81	Software Manual (incl. Troubleshooting)		(5)	4W	A	(5)	
82	Consumables List		(5)	4W	A	(5)	
83	Function Test Procedure		(5)	4W	A	(5)	X
OTHERS							



 NISOC	<p>نگهداشت و افزایش تولید میدان نفتی بینک سطح الارض</p> <p>احداث ردیف تراکم گاز در ایستگاه جمع آوری بینک</p>							 شرکت توسعه ترابریان 	
شماره پیمان: 053 – 073 – 9184	PMR FOR CONTROL VALVES							شماره صفحه : 17 از 19	
	پروژه	بسته کاری	صادرکننده	تسهیلات	رشته	نوع مدرک	سریال		نسخه
	BK	GCS	PEDCO	120	IN	MR	0005		D02

NO.	DESCRIPTION	WITH BID	AFTER ORDERING				AT THE FINAL INSPECTION (4)
		Q./TYPE (1)	Q./TYPE (1)	DELIVERY DATE (2)	PURPOSE (3)	FINAL ISSUE	
84	Vendor Final Book		(5)	4W	A	(5)	X
85	All others documents will be listed in the order						

#### NOTES :

\*\*\* The electronic file (Native/PDF) and Hardcopy version shall be provided in all stages by vendor.

(1) Q : QUANTITY ; TYPE : C = COPY, R = REPRODUCIBLE, P = POLYESTER, M = MICROFILM, E = ELECTRONIC, N=NUMBER OF DOCUMENT

(2) W = CONSECUTIVE CALENDAR WEEK, M = CONSECUTIVE CALENDAR MONTH

(3) A = FOR APPROVAL - I = FOR INFORMATION

(4) X = DOCUMENTS TO BE SUBMITTED AT THE FINAL INSPECTION

(5) "6 C+E" COPY OF DOCUMENT.

(6) MECHANICAL CATALOGUE INCLUDING FINAL DRAWINGS/DOCUMENTS, UNPRICED PURCHASE ORDER & SUB- PURCHASE ORDER, MAINTENANCE DOSSIER ETC.

(7) ALL DOCUMENTS AND/OR DRAWINGS FOR THIS PROJECT SHALL ALSO BE SUBMITTED IN THE ELECTRONIC FILES BY

USING THE FOLLOWING SOFTWARE.

MS OFFICE WORD 2013 OR UPPER VERSION (ENGLISH) FOR WORD PROCESSING

MS OFFICE EXCEL 2013 OR UPPER VERSION (ENGLISH) FOR SPREAD SHEET



AUTO CAD 2005 (ENGLISH) FOR DRAWING

(8) IN ORDER TO DESIGN AND MANUFACTURE THE INSTRUMENTS, VENDOR SHALL CONSIDER THE SEISMIC FACTOR,

SUITABLE FOR SEISMIC UBC 97 zone 4, AND THE RESULTS SHALL BE PROVIDED BY VENDOR.

(9) LIST OF DOCUMENTS WILL BE FINALIZED IN VENDOR DOCUMENT INDEX AND SCHEDULE.

D02

 NISOC	<p>نگهداشت و افزایش تولید میدان نفتی بینک سطح الارض</p> <p>احداث ردیف تراکم گاز در ایستگاه جمع آوری بینک</p>								
شماره پیمان: 053 – 073 – 9184	PMR FOR CONTROL VALVES							شماره صفحه : 18 از 19	
	پروژه	بسته کاری	صادر کننده	تسهیلات	رشته	نوع مدرک	سریال		نسخه
	BK	GCS	PEDCO	120	IN	MR	0005	D02	

### **ATTACHMENT 3**



#### **11.3 DEVIATIONS / EXCEPTIONS TO JOB SPECIFICATION**

Requisition No.:

Description:

Equipment No.:

Item No.	Description of proposed exception	Recommended revision to job specification	Reason for proposed exception	Effect on base proposal if CONTRACTOR rejects exception

	<p>نگهداشت و افزایش تولید میدان نفتی بینک سطح الارض</p> <p>احداث ردیف تراکم گاز در ایستگاه جمع آوری بینک</p>							
شماره پیمان: 053 – 073 – 9184	PMR FOR CONTROL VALVES							شماره صفحه : 19 از 19
	پروژه	بسته کاری	صادر کننده	تسهیلات	رشته	نوع مدرک	سریال	
	BK	GCS	PEDCO	120	IN	MR	0005	D02

#### **ATTACHMENT 4**

#### **11.4 ALTERNATIVES TO JOB SPECIFICATION**

Requisition No.:

Description:

Equipment No.:

Item No.	Job Specification No. & Paragraph No.	Requirements of Job Specification	Description of Proposed Alternative	Reason for Proposed Alternative