



نگهداشت و افزایش تولید میدان نفتی بینک  
سطح الارض

احداث ردیف تراکم گاز در ایستگاه جمع آوری بینک



شماره پیمان:

۰۵۳ - ۰۷۳ - ۹۱۸۴

Flare Radiation & Dispersion Study Report

نسخه	سریال	نوع مدرک	رشته	تسهیلات	صادرکننده	بسته کاری	پروژه
D05	0002	RT	PR	120	PEDCO	GCS	BK

شماره صفحه : ۱ از ۲۳

## طرح نگهداشت و افزایش تولید ۲۷ مخزن

## Flare Radiation & Dispersion Study Report

نگهداشت و افزایش تولید میدان نفتی بینک

D05	JUL. 2023	AFD	M.Aryafar	M.Fakharian	M.Mehrshad	
D04	APR. 2023	AFD	M.Aryafar	M.Fakharian	M.Mehrshad	
D03	DEC. 2022	IFA	M.Aryafar	M.Fakharian	M.Mehrshad	
D02	OCT. 2022	IFA	M.Aryafar	M.Fakharian	M.Mehrshad	
D01	JUN. 2022	IFA	M.Aryafar	M.Fakharian	M.Mehrshad	
D00	JAN. 2022	IFC	M.Aryafar	M.Fakharian	M.Mehrshad	
Rev.	Date	Purpose of Issue/Status	Prepared by:	Checked by:	Approved by:	CLIENT Approval

Class:2

CLIENT Doc. Number: F0Z-708816

Status:

IDC: Inter-Discipline Check  
IFC: Issued For Comment  
IFA: Issued For Approval  
AFD: Approved For Design  
AFC: Approved For Construction  
AFP: Approved For Purchase  
AFQ: Approved For Quotation  
IFI: Issued For Information  
AB-R: As-Built for CLIENT Review  
AB-A: As-Built -Approved



نگهداشت و افزایش تولید میدان نفتی بینک  
سطح الارض

احداث ردیف تراکم گاز در ایستگاه جمع آوری بینک



شماره پیمان:

۰۵۳ - ۰۷۳ - ۹۱۸۴

Flare Radiation & Dispersion Study Report



نسخه	سریال	نوع مدرک	رشته	تسهیلات	صادرکننده	بسته کاری	پروژه
D05	0002	RT	PR	120	PEDCO	GCS	BK

شماره صفحه: ۲ از ۲۳

REVISION RECORD SHEET



PAGE	D00	D01	D02	D03	D04	D05
1	X	X	X	X	X	X
2	X	X	X	X	X	X
3	X					
4	X					
5	X					
6	X	X	X	X		
7	X	X	X	X		
8	X	X	X	X	X	
9	X	X	X	X		
10	X	X	X	X	X	
11	X	X	X	X	X	
12	X	X	X	X	X	
13	X	X	X	X	X	
14	X	X	X	X	X	
15	X					
16	X					
17	X	X	X			
18	X		X			X
19	X	X	X			X
20	X	X	X			X
21	X	X			X	X
22	X		X		X	
23	X					
24	X					
25						
26						
27						
28						
29						
30						
31						
32						
33						
34						
35						
36						
37						
38						
39						
40						
41						
42						
43						
44						
45						
46						
47						
48						
49						
50						
51						
52						
53						
54						
55						
56						
57						
58						
59						
60						
61						
62						
63						
64						
65						

PAGE	D00	D01	D02	D03	D04
66					
67					
68					
69					
70					
71					
72					
73					
74					
75					
76					
77					
78					
79					
80					
81					
82					
83					
84					
85					
86					
87					
88					
89					
90					
91					
92					
93					
94					
95					
96					
97					
98					
99					
100					
101					
102					
103					
104					
105					
106					
107					
108					
109					
110					
111					
112					
113					
114					
115					
116					
117					
118					
119					
120					
121					
122					
123					
124					
125					
126					
127					
128					
129					
130					

 <p>NISOC</p>	<p>نگهداشت و افزایش تولید میدان نفتی بینک سطح الارض</p> <p>احداث ردیف تراکم گاز در ایستگاه جمع آوری بینک</p>																	
<p>شماره پیمان: ۰۵۳ - ۰۷۳ - ۹۱۸۴</p>	<p>Flare Radiation &amp; Dispersion Study Report</p> <table border="1" data-bbox="435 363 1156 422"> <tr> <td>پروژه</td> <td>بسته کاری</td> <td>صادرکننده</td> <td>تسهیلات</td> <td>رشته</td> <td>نوع مدرک</td> <td>سریال</td> <td>نسخه</td> </tr> <tr> <td>BK</td> <td>GCS</td> <td>PEDCO</td> <td>120</td> <td>PR</td> <td>RT</td> <td>0002</td> <td>D05</td> </tr> </table>	پروژه	بسته کاری	صادرکننده	تسهیلات	رشته	نوع مدرک	سریال	نسخه	BK	GCS	PEDCO	120	PR	RT	0002	D05	<p>شماره صفحه : ۳ از ۲۳</p>
پروژه	بسته کاری	صادرکننده	تسهیلات	رشته	نوع مدرک	سریال	نسخه											
BK	GCS	PEDCO	120	PR	RT	0002	D05											

## CONTENTS

<b>1.0</b>	<b>INTRODUCTION</b> .....	<b>4</b>
<b>2.0</b>	<b>SCOPE</b> .....	<b>4</b>
<b>3.0</b>	<b>NORMATIVE REFERENCES</b> .....	<b>5</b>
3.1	LOCAL CODES AND STANDARDS.....	5
3.2	INTERNATIONAL CODES AND STANDARDS .....	5
3.3	THE PROJECT DOCUMENTS.....	5
3.4	ENVIRONMENTAL DATA .....	5
<b>4.0</b>	<b>RADIATION STUDY</b> .....	<b>6</b>
4.1	FLARE SYSTEM .....	6
4.2	RADIATION PERMISSIBLE DESIGN LEVEL.....	6
4.3	FALRE RADIATION SCENARIOS .....	7
4.4	ASSUMPTIONS .....	8
4.5	ENVIRONMENTAL DATA .....	9
4.6	RESULTS.....	10
4.7	FLARE RADIATION STUDY BASE ON WIND VELOCITY 10m/s.....	10
<b>5.0</b>	<b>PROCESS CONSEQUENCE MODELING</b> .....	<b>15</b>
5.1	BASIC OF THE CALCULATION .....	15
5.1.1	APPLIED DOCUMENTS AND USED SOFTWARE.....	15
5.1.2	PROCESS DATA .....	15
5.1.3	SENSITIVITY OF EFFECTIVE PROCESS PARAMETER ON OUTCOMES .....	16
5.1.3.1	PRESSURE .....	16
5.1.3.2	TEMPERATURE .....	16
5.1.3.3	INVENTORY .....	16
5.1.3.4	RELEASE DIRECTION .....	16
6.0	FLARE RADIATION AND DISPERSION.....	16
6.1	FLARE DESCRIPTION .....	16
6.2	RESTRICTED AREA (STERILE ZONE) RESULT FOR FLARE.....	17
6.3	FLARE DISPERSION .....	21
7.0	CONCLUSION .....	23

 <p>NISOC</p>	<p>نگهداشت و افزایش تولید میدان نفتی بینک سطح الارض</p> <p>احداث ردیف تراکم گاز در ایستگاه جمع آوری بینک</p>																	
<p>شماره پیمان: ۰۵۳ - ۰۷۳ - ۹۱۸۴</p>	<p>Flare Radiation &amp; Dispersion Study Report</p> <table border="1" style="width: 100%; border-collapse: collapse;"> <tr> <td style="width: 10%;">پروژه</td> <td style="width: 10%;">بسته کاری</td> <td style="width: 10%;">صادرکننده</td> <td style="width: 10%;">تسهیلات</td> <td style="width: 10%;">رشته</td> <td style="width: 10%;">نوع مدرک</td> <td style="width: 10%;">سریال</td> <td style="width: 10%;">نسخه</td> </tr> <tr> <td>BK</td> <td>GCS</td> <td>PEDCO</td> <td>120</td> <td>PR</td> <td>RT</td> <td>0002</td> <td>D05</td> </tr> </table>	پروژه	بسته کاری	صادرکننده	تسهیلات	رشته	نوع مدرک	سریال	نسخه	BK	GCS	PEDCO	120	PR	RT	0002	D05	<p>شماره صفحه : ۴ از ۲۳</p>
پروژه	بسته کاری	صادرکننده	تسهیلات	رشته	نوع مدرک	سریال	نسخه											
BK	GCS	PEDCO	120	PR	RT	0002	D05											

## 1.0 INTRODUCTION

Binak oilfield in Bushehr province is a part of the southern oilfields of Iran, is located 25 km northwest of Genaveh city.

With the aim of increasing production of oil from Binak oilfield, an EPC/EPD Project has been defined by NIOC/NISOC and awarded to Petro Iran Development Company (PEDCO). Also PEDCO (as General Contractor) has assigned the EPC-packages of the Project to "Hirgan Energy - Design and Inspection" JV.

As a part of the Project, a New Gas Compressor Station (adjacent to existing Binak GCS) shall be constructed to gather of 15 MMSCFD (approx.) associated gases and compress & transfer them to Siahmakan GIS.



### GENERAL DEFINITION

The following terms shall be used in this document.

CLIENT:	National Iranian South Oilfields Company (NISOC)
PROJECT:	Binak Oilfield Development – Surface Facilities; New Gas Compressor Station
EPD/EPC CONTRACTOR (GC):	Petro Iran Development Company (PEDCO)
EPC CONTRACTOR:	Joint Venture of : Hirgan Energy – Design & Inspection (D&I) Companies
VENDOR:	The firm or person who will fabricate the equipment or material.
EXECUTOR:	Executor is the party which carries out all or part of construction and/or commissioning for the project.
THIRD PARTY INSPECTOR (TPI):	The firm appointed by EPD/EPC CONTRACTOR (GC) and approved by CLIENT (in writing) for the inspection of goods.
SHALL:	Is used where a provision is mandatory.
SHOULD:	Is used where a provision is advisory only.
WILL:	Is normally used in connection with the action by CLIENT rather than by an EPC/EPD CONTRACTOR, supplier or VENDOR.
MAY:	Is used where a provision is completely discretionary.

## 2.0 SCOPE

The purpose of this document is to define the safety limits for radiation and dispersion of relief

	<p>نگهداشت و افزایش تولید میدان نفتی بینک سطح الارض</p> <p>احداث ردیف تراکم گاز در ایستگاه جمع آوری بینک</p>																	
شماره پیمان: ۰۵۳ - ۰۷۳ - ۹۱۸۴	<b>Flare Radiation &amp; Dispersion Study Report</b>	شماره صفحه : ۵ از ۲۳																
	<table border="1" style="width: 100%; text-align: center;"> <tr> <td>پروژه</td> <td>بسته کاری</td> <td>صادرکننده</td> <td>تسهیلات</td> <td>رشته</td> <td>نوع مدرک</td> <td>سریال</td> <td>نسخه</td> </tr> <tr> <td>BK</td> <td>GCS</td> <td>PEDCO</td> <td>120</td> <td>PR</td> <td>RT</td> <td>0002</td> <td>D05</td> </tr> </table>	پروژه	بسته کاری	صادرکننده	تسهیلات	رشته	نوع مدرک	سریال	نسخه	BK	GCS	PEDCO	120	PR	RT	0002	D05	
پروژه	بسته کاری	صادرکننده	تسهیلات	رشته	نوع مدرک	سریال	نسخه											
BK	GCS	PEDCO	120	PR	RT	0002	D05											

gases to be burnt/dispersed in flare stacks of the "BIMAK NEW Gas Compressor Station".

### 3.0 NORMATIVE REFERENCES

#### 3.1 LOCAL CODES AND STANDARDS

- IPS-E-PR-450 Process Design Of Pressure Relieving Systems Inclusive Safety Relief Valves
- IPS-E-PR-460 Process Design Of Flare And Blowdown Systems
- IPS-G-SF-860 General Standard for Air Pollution Control

#### 3.2 INTERNATIONAL CODES AND STANDARDS



- API-RP-521 "Guide for Pressure-Relieving and Depressurizing Systems" Fifth Edition, 2007.
- API-RP-520 "Sizing, Selection and Installation of Pressure-Relieving Devices in Refineries, Part 1-Sizing and Selection", Eighth Edition, 2008.

#### 3.3 THE PROJECT DOCUMENTS

- BK-GNRAL-PEDCO-000-PR-DB-0001 Process Basis of Design
- BK-GNRAL-PEDCO-000-PR-DC-0001 Process Design Criteria
- BK-GCS-PEDCO-120-PR-RT-0001 Flare Network Study Report
- BK-GCS-PEDCO-120-PR-LI-0008 Relief Load Summery
- BK-GCS-PEDCO-120-PR-PH-0003 Flare, Blow Down And Relief Philosophy

#### 3.4 ENVIRONMENTAL DATA

Refer to "Process Basis of Design; Doc. No. BK-GNRAL-PEDCO-000-PR-DB-0001".

	<p>نگهداشت و افزایش تولید میدان نفتی بینک سطح الارض</p> <p>احداث ردیف تراکم گاز در ایستگاه جمع آوری بینک</p>																	
شماره پیمان: ۰۵۳ - ۰۷۳ - ۹۱۸۴	<b>Flare Radiation &amp; Dispersion Study Report</b>	شماره صفحه: ۶ از ۲۳																
	<table border="1" style="width: 100%; text-align: center;"> <thead> <tr> <th>پروژه</th> <th>بسته کاری</th> <th>صادرکننده</th> <th>تسهیلات</th> <th>رشته</th> <th>نوع مدرک</th> <th>سریال</th> <th>نسخه</th> </tr> </thead> <tbody> <tr> <td>BK</td> <td>GCS</td> <td>PEDCO</td> <td>120</td> <td>PR</td> <td>RT</td> <td>0002</td> <td>D05</td> </tr> </tbody> </table>	پروژه	بسته کاری	صادرکننده	تسهیلات	رشته	نوع مدرک	سریال	نسخه	BK	GCS	PEDCO	120	PR	RT	0002	D05	
پروژه	بسته کاری	صادرکننده	تسهیلات	رشته	نوع مدرک	سریال	نسخه											
BK	GCS	PEDCO	120	PR	RT	0002	D05											

## 4.0 RADIATION STUDY

### 4.1 FLARE SYSTEM

In case of any conflict between the contents of this document or any discrepancy between this document and other project documents or reference standards, this issue must be reported to the CLIENT. The final decision in this situation will be made by CLIENT. All relief devices capable of relieving hydrocarbons under any failure mode shall relieve to a closed flare system. Hydrocarbons shall not be relieved to the atmosphere directly from relief devices wherever possible. In certain cases where the routing of hydrocarbon vents to a closed relief system is not possible, discharges may be routed to atmosphere at safe location.

The function of the flare system unit is to collect and burn all gases that are vented from the unit due to both continuous and emergency operations. The system must be able to handle the volume of gas through the depressurizing operation during emergencies and shut down.

Vapor relief headers should be sized in accordance with API-RP-521 and IPS-E-PR-460. In order to reduce the relief header loads and prevents surges due to two-phase gas/liquid flow as much as possible, it is advised to direct the disposed liquids into a separate closed hydrocarbon drain system. This system should be designed based on IPS-E-PR-460 .

One flare systems have been considered for BINAK NEW Gas Compressor Station: The flare system capable to relieved gas from pressure source between 0.5 barg to 54.1 barg.



The flare network is including of independent 12" flare stack, ignition system, knock-out drum have been considered for hydrocarbons in order to reduce the effects of backpressure into low pressure relief systems. The stack has minimum three pilots to guarantee flame light.

### 4.2 RADIATION PERMISSIBLE DESIGN LEVEL

A safe level of heat radiation intensity for continuous flaring for a limited time exposure of up to 3 minutes shall be 4.73 kw/m<sup>2</sup> (1500 BTU/hr-ft<sup>2</sup>). If it is necessary to work within this radiation circle, protective measures must be taken to ensure safety. 6.31 kw/m<sup>2</sup> (2000 BTU/hr-ft<sup>2</sup>) of heat intensity in areas where emergency actions lasting up to 1 minute may be required by personnel without shielding but with appropriate clothing.

Personnel access to the radiation intensity circle of 9.46 kw/m<sup>2</sup> (3000 BTU/hr-ft<sup>2</sup>) in the plant shall be prohibited. Protection shall be required for equipment in this area.

In the following table permissible design levels for radiation have been specified as per API 521:

 <b>NISOC</b>	<b>نگهداشت و افزایش تولید میدان نفتی بینک</b> <b>سطح الارض</b> <b>احداث ردیف تراکم گاز در ایستگاه جمع آوری بینک</b>	 <b>شرکت توسعه و پیمانکاری</b> <b>HIRGAN ENERGY</b>																
شماره پیمان: ۰۵۳ - ۰۷۳ - ۹۱۸۴	<b>Flare Radiation &amp; Dispersion Study Report</b>	شماره صفحه: ۲ از ۲۳																
	<table border="1" style="width: 100%; text-align: center;"> <tr> <td>پروژه</td> <td>بسته کاری</td> <td>صادرکننده</td> <td>تسهیلات</td> <td>رشته</td> <td>نوع مدرک</td> <td>سریال</td> <td>نسخه</td> </tr> <tr> <td>BK</td> <td>GCS</td> <td>PEDCO</td> <td>120</td> <td>PR</td> <td>RT</td> <td>0002</td> <td>D05</td> </tr> </table>	پروژه	بسته کاری	صادرکننده	تسهیلات	رشته	نوع مدرک	سریال	نسخه	BK	GCS	PEDCO	120	PR	RT	0002	D05	
پروژه	بسته کاری	صادرکننده	تسهیلات	رشته	نوع مدرک	سریال	نسخه											
BK	GCS	PEDCO	120	PR	RT	0002	D05											



Permissible design level <i>K</i> kW/m <sup>2</sup> (Btu/h·ft <sup>2</sup> )	Conditions
9,46 (3 000)	Maximum radiant heat intensity at any location where urgent emergency action by personnel is required. When personnel enter or work in an area with the potential for radiant heat intensity greater than 6,31 kW/m <sup>2</sup> (2 000 Btu/h·ft <sup>2</sup> ), then radiation shielding and/or special protective apparel (e.g. a fire approach suit) should be considered. <b>SAFETY PRECAUTION — It is important to recognize that personnel with appropriate clothing<sup>a</sup> cannot tolerate thermal radiation at 6,31 kW/m<sup>2</sup> (2 000 Btu/h·ft<sup>2</sup>) for more than a few seconds.</b>
6,31 (2 000)	Maximum radiant heat intensity in areas where emergency actions lasting up to 30 s can be required by personnel without shielding but with appropriate clothing <sup>a</sup>
4,73 (1 500)	Maximum radiant heat intensity in areas where emergency actions lasting 2 min to 3 min can be required by personnel without shielding but with appropriate clothing <sup>a</sup>
1,58 (500)	Maximum radiant heat intensity at any location where personnel with appropriate clothing <sup>a</sup> can be continuously exposed
<sup>a</sup> Appropriate clothing consists of hard hat, long-sleeved shirts with cuffs buttoned, work gloves, long-legged pants and work shoes. Appropriate clothing minimizes direct skin exposure to thermal radiation.	

#### 4.3 FALRE RADIATION SCENARIOS

For radiation from the flare, a scenario has been considered:

1. Fire case at compressor station by Fire Case area 1 (PSV-2111/2112, PSV-2113/2114, PSV-2131A, PSV-2121A, PSV-2271 are in fire)

The maximum load from this scenario is included in Table 1 applied in flare radiation study. Radiation study the arrangement and stack height calculated, reported based on worst scenario:

 <b>NISOC</b>	<b>نگهداشت و افزایش تولید میدان نفتی بینک سطح الارض</b>  <b>احداث ردیف تراکم گاز در ایستگاه جمع آوری بینک</b>	 <b>شرکت توسعه و پیمانکاری</b> <b>HIRGAN ENERGY</b>																
شماره پیمان: ۰۵۳ - ۰۷۳ - ۹۱۸۴	<b>Flare Radiation &amp; Dispersion Study Report</b> <table border="1" style="width: 100%; border-collapse: collapse;"> <tr> <td style="width: 10%;">نسخه</td> <td style="width: 10%;">D05</td> <td style="width: 10%;">سریال</td> <td style="width: 10%;">0002</td> <td style="width: 10%;">نوع مدرک</td> <td style="width: 10%;">RT</td> <td style="width: 10%;">رشته</td> <td style="width: 10%;">PR</td> <td style="width: 10%;">تسهیلات</td> <td style="width: 10%;">120</td> <td style="width: 10%;">صادرکننده</td> <td style="width: 10%;">PEDCO</td> <td style="width: 10%;">بسته کاری</td> <td style="width: 10%;">GCS</td> <td style="width: 10%;">پروژه</td> <td style="width: 10%;">BK</td> </tr> </table>	نسخه	D05	سریال	0002	نوع مدرک	RT	رشته	PR	تسهیلات	120	صادرکننده	PEDCO	بسته کاری	GCS	پروژه	BK	شماره صفحه : ۸ از ۲۳
نسخه	D05	سریال	0002	نوع مدرک	RT	رشته	PR	تسهیلات	120	صادرکننده	PEDCO	بسته کاری	GCS	پروژه	BK			



**Table 1: Flaring scenario**

Scenarios	Fire Case area 1 (PSV-2111/2112, PSV-2113/2114, PSV-2131A, PSV-2121A, PSV-2271)
Vapour Fraction	1.00
Temperature [C]	272
Molecular Weight	48.1
Pressure [Barg]	0.4
Molar Flow [MMSCFD]	16.6
Mass Flow [kg/h]	39824
Cp/Cv	1.074
Z Factor	0.9954
Viscosity [cP]	0.011
<b>Master Comp Mole Frac</b>	
Mole Frac (H2O)	0.525812
Mole Frac (CO2)	0.001000
Mole Frac (H2S)	0.015006
Mole Frac (Methane)	0.006002
Mole Frac (Ethane)	0.015006
Mole Frac (Propane)	0.039016
Mole Frac (i-Butane)	0.011004
Mole Frac (n-Butane)	0.033013
Mole Frac (i-Pentane)	0.042017
Mole Frac (n-Pentane)	0.027011
Mole Frac (n-Hexane)	0.136054
Mole Frac (n-Heptane)	0.074030
Mole Frac (n-Octane)	0.041016
Mole Frac (n-Nonane)	0.026010
Mole Frac (n-Decane)	0.006002
Mole Frac (n-Undecane)	0.002001
Mole Frac (Nitrogen)	0.00 . . .

#### 4.4 ASSUMPTIONS

- 1- Maximum 0.5 Mach for sizing of riser diameters is considered. (Sub Sonic type)
- 2- Maximum radiation level is 1.58 kw/m<sup>2</sup> at fence of BINAK NEW Gas Compressor Station.
- 3- Maximum radiation level is 4.73 kw/m<sup>2</sup> outside of sterile area of flare at maximum relieving rate mentioned in Table 1.
- 4- High efficiency Method has been considered for fraction of combustion heat radiated from a flame. For clean burning, smokeless flares from well-designed flare tips in good condition the High Efficiency method can be used. So based on this assumption, F factor will be calculated by software which in this project is ( F ~ 0.17)



	<p>نگهداشت و افزایش تولید میدان نفتی بینک سطح الارض</p> <p>احداث ردیف تراکم گاز در ایستگاه جمع آوری بینک</p>																	
شماره پیمان: ۰۵۳-۰۷۳-۹۱۸۴	<b>Flare Radiation &amp; Dispersion Study Report</b>	شماره صفحه: ۹ از ۲۳																
	<table border="1" style="width: 100%; text-align: center;"> <tr> <td>پروژه</td> <td>بسته کاری</td> <td>صادرکننده</td> <td>تسهیلات</td> <td>رشته</td> <td>نوع مدرک</td> <td>سریال</td> <td>نسخه</td> </tr> <tr> <td>BK</td> <td>GCS</td> <td>PEDCO</td> <td>120</td> <td>PR</td> <td>RT</td> <td>0002</td> <td>D05</td> </tr> </table>	پروژه	بسته کاری	صادرکننده	تسهیلات	رشته	نوع مدرک	سریال	نسخه	BK	GCS	PEDCO	120	PR	RT	0002	D05	
پروژه	بسته کاری	صادرکننده	تسهیلات	رشته	نوع مدرک	سریال	نسخه											
BK	GCS	PEDCO	120	PR	RT	0002	D05											

5- The Flaresim API method is used to model the flame length in these simulations.

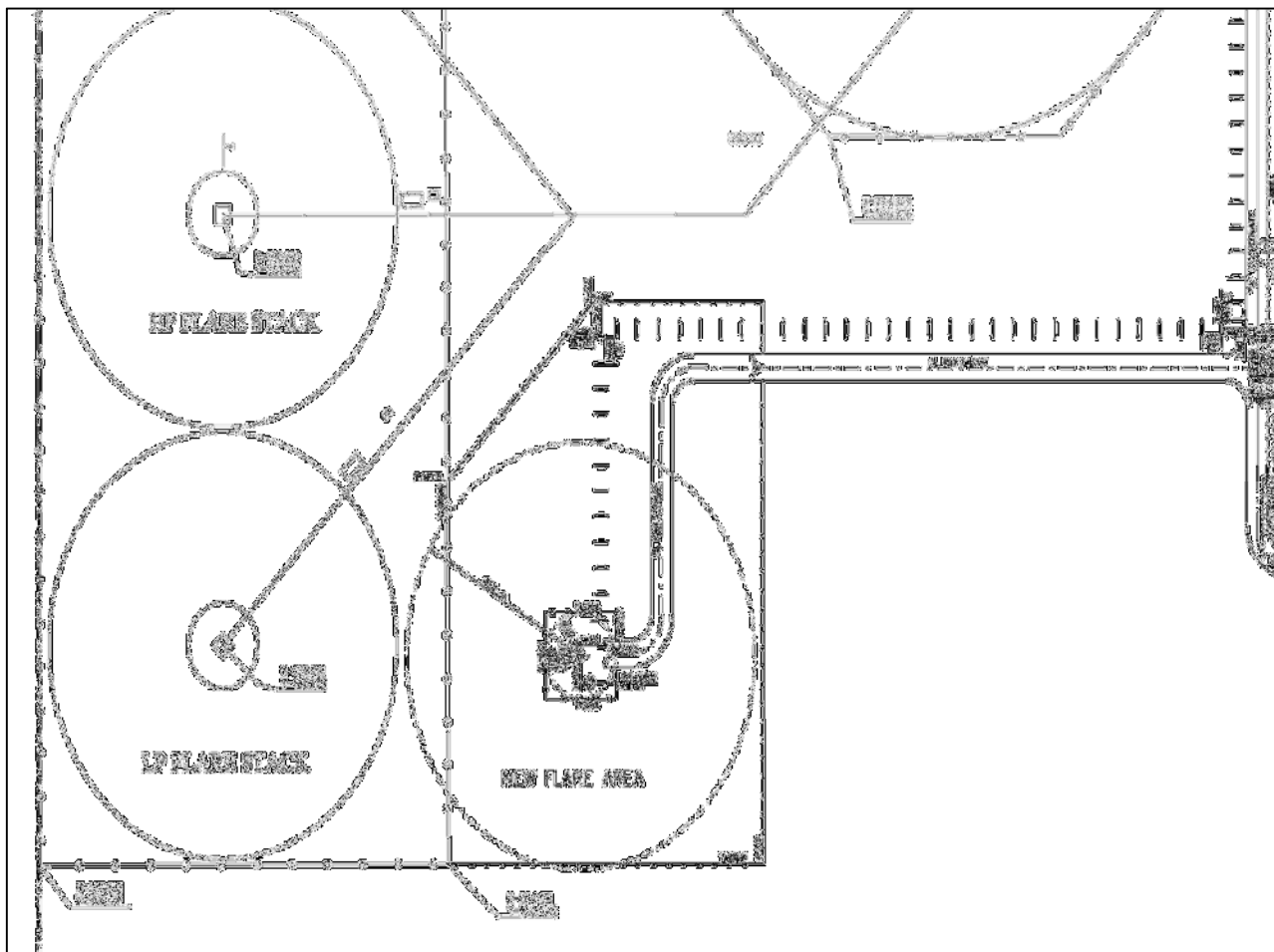




Figure 1: Stack distance

#### 4.5 ENVIRONMENTAL DATA

Table 2: Environmental Data

Atmosphere					
Pressure	0.99 bar	Temperature	50 C	Humidity	4%
Wind Speed	Flare thermal radiation = 10 m/s	Wind Direction	NW to SE		
<b>Background</b>					
Background Noise	60.0 dB	Solar Radiation	1.010 kW/m2		

	نگهداشت و افزایش تولید میدان نفتی بینک سطح الارض احداث ردیف تراکم گاز در ایستگاه جمع آوری بینک								
	<b>Flare Radiation &amp; Dispersion Study Report</b>								
شماره پیمان: ۰۵۳ - ۰۷۳ - ۹۱۸۴	پروژه BK	بسته کاری GCS	صادرکننده PEDCO	تسهیلات 120	رشته PR	نوع مدرک RT	سریال 0002	نسخه D05	شماره صفحه: ۱۰ از ۲۳

Inc. Background Noise	Active	Inc. Solar Radiation	Active
-----------------------	--------	----------------------	--------

## 4.6 RESULTS

Each study on radiation from the flare resulted into the minimum required flare stack height.

**Table 3: Flare Stack Design Results**

Description	Stack height (m)	Riser diameter (in)
<b>FLARE (Smokeless operation)</b>	22.5	12

Worst case condition for sizing based on table 1 is of the flare and the results for worst scenario (Fire case Area 1) are presented in the following:

## 4.7 FLARE RADIATION STUDY BASE ON WIND VELOCITY 10M/S

**Table 4: Flare tip calculation result**

TIP RESULTS					
Flame Length	41.47 m	Heat Release	396698 KW		
API Flame Length	42.31 m	F (factor) Heat Radiated	0.1721		
Exit Temperature	272 C	Actual Volume Flow	37919 m <sup>3</sup> /h		
Wind Speed At Tip	10 m/s				
ASSIST FLUID					
Fluid	Air	Mass Flow	9444 kg/h	Flow Ratio	0.2371
VELOCITIES and PRESSURE DROP					
Exit Velocity	144.4 m/s	Tip Outlet pres.	0.99 bar	Total Tip Outlet pres.	1.100 bar
Exit Mach Number	0.4265	Tip Inlet pres.	1.004 bar	Total Tip Inlet pres.	1.112 bar
Contraction Coeff.	1	Seal Inlet pres.	1.022 bar	Total Seal Inlet pres.	1.128 bar
		Stack Inlet pres.	1.109bar	Total Stack Inlet pres.	1.206 bar
		Tip Pressure Drop	0.01445 bar	Tip Total Pressure Drop	0.01290 bar
		Seal Pressure Drop	0.01776 bar	Seal Total Pressure Drop	0.01584bar
		Stack Pressure Drop	0.08641bar	Stack Total Pressure Drop	0.07814 bar



نگهداشت و افزایش تولید میدان نفتی بینک  
سطح الارض

احداث ردیف تراکم گاز در ایستگاه جمع آوری بینک



شماره پیمان:

۰۵۳ - ۰۷۳ - ۹۱۸۴

Flare Radiation & Dispersion Study Report

پروژه	بسته کاری	صادرکننده	تسهیلات	رشته	نوع مدرک	سریال	نسخه
BK	GCS	PEDCO	120	PR	RT	0002	D05

شماره صفحه : ۱۱ از ۲۳

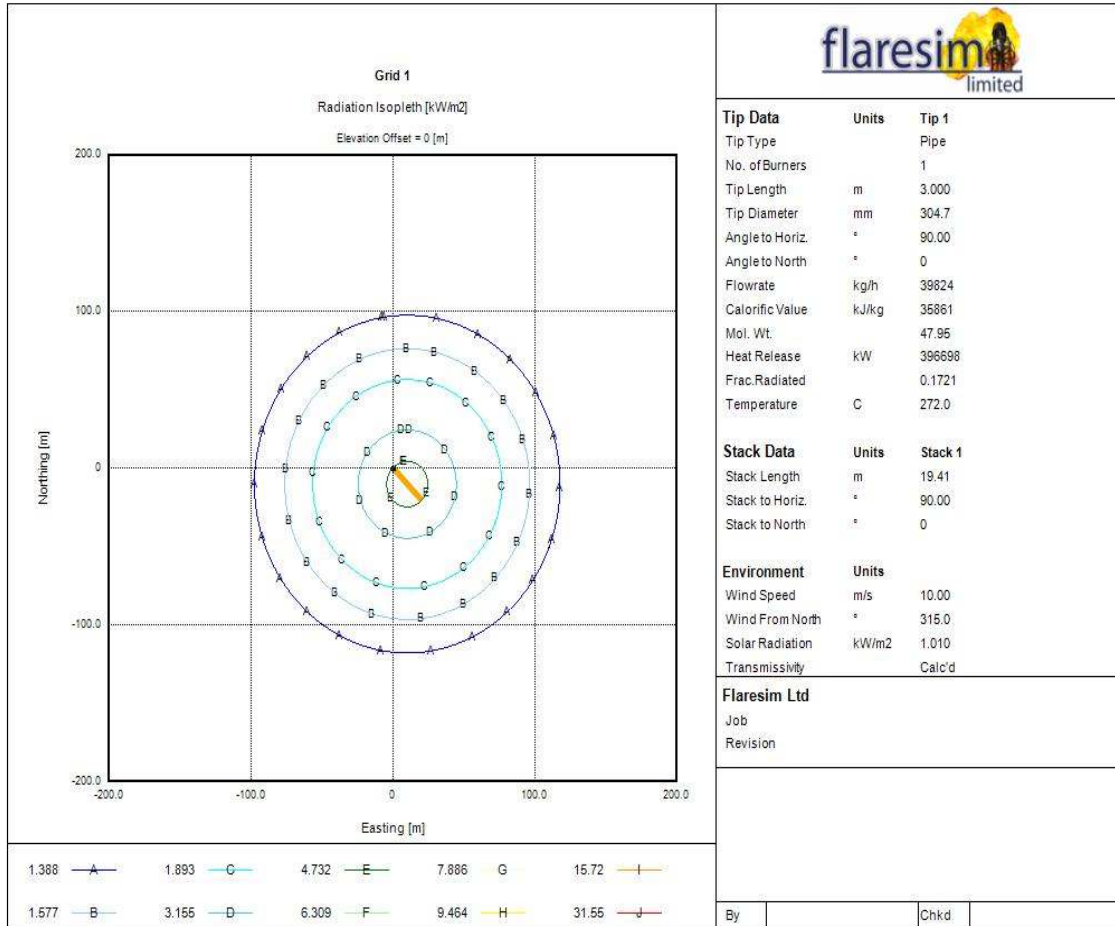




Figure 2: Radiation Results

 <p>NISOC</p>	<p>نگهداشت و افزایش تولید میدان نفتی بینک سطح الارض</p> <p>احداث ردیف تراکم گاز در ایستگاه جمع آوری بینک</p>																	
<p>شماره پیمان: ۰۵۳ - ۰۷۳ - ۹۱۸۴</p>	<p>Flare Radiation &amp; Dispersion Study Report</p> <table border="1"> <tr> <td>پروژه</td> <td>بسته کاری</td> <td>صادرکننده</td> <td>تسهیلات</td> <td>رشته</td> <td>نوع مدرک</td> <td>سریال</td> <td>نسخه</td> </tr> <tr> <td>BK</td> <td>GCS</td> <td>PEDCO</td> <td>120</td> <td>PR</td> <td>RT</td> <td>0002</td> <td>D05</td> </tr> </table>	پروژه	بسته کاری	صادرکننده	تسهیلات	رشته	نوع مدرک	سریال	نسخه	BK	GCS	PEDCO	120	PR	RT	0002	D05	<p>شماره صفحه : ۱۲ از ۲۳</p>
پروژه	بسته کاری	صادرکننده	تسهیلات	رشته	نوع مدرک	سریال	نسخه											
BK	GCS	PEDCO	120	PR	RT	0002	D05											

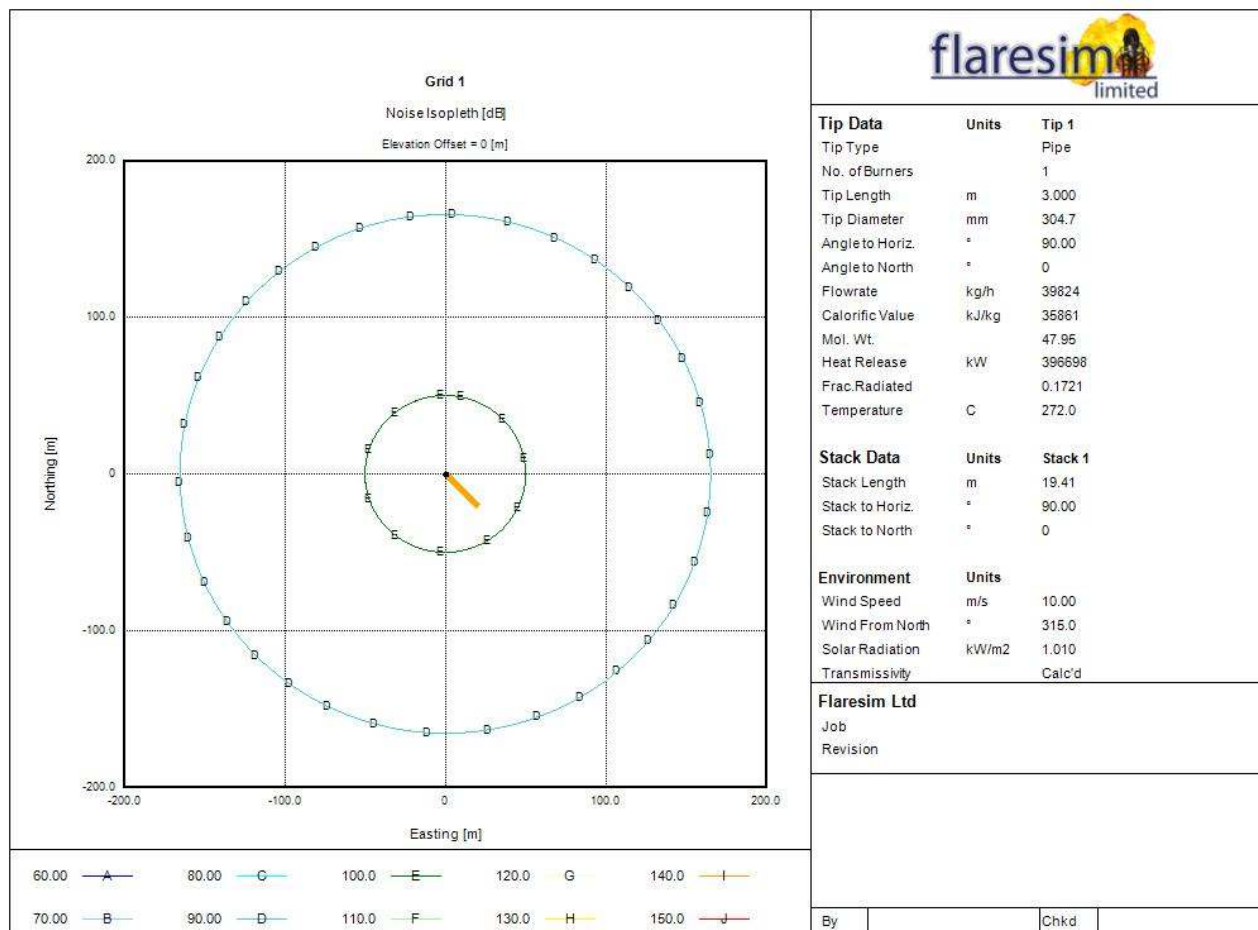




Figure 3: Noise Results

 <p>NISOC</p>	<p>نگهداشت و افزایش تولید میدان نفتی بینک سطح الارض</p> <p>احداث ردیف تراکم گاز در ایستگاه جمع آوری بینک</p>																	
<p>شماره پیمان: ۰۵۳ - ۰۷۳ - ۹۱۸۴</p>	<p><b>Flare Radiation &amp; Dispersion Study Report</b></p> <table border="1" style="width: 100%; border-collapse: collapse;"> <tr> <td>پروژه</td> <td>بسته کاری</td> <td>صادرکننده</td> <td>تسهیلات</td> <td>رشته</td> <td>نوع مدرک</td> <td>سریال</td> <td>نسخه</td> </tr> <tr> <td>BK</td> <td>GCS</td> <td>PEDCO</td> <td>120</td> <td>PR</td> <td>RT</td> <td>0002</td> <td>D05</td> </tr> </table>	پروژه	بسته کاری	صادرکننده	تسهیلات	رشته	نوع مدرک	سریال	نسخه	BK	GCS	PEDCO	120	PR	RT	0002	D05	<p>شماره صفحه: ۱۳ از ۲۳</p>
پروژه	بسته کاری	صادرکننده	تسهیلات	رشته	نوع مدرک	سریال	نسخه											
BK	GCS	PEDCO	120	PR	RT	0002	D05											

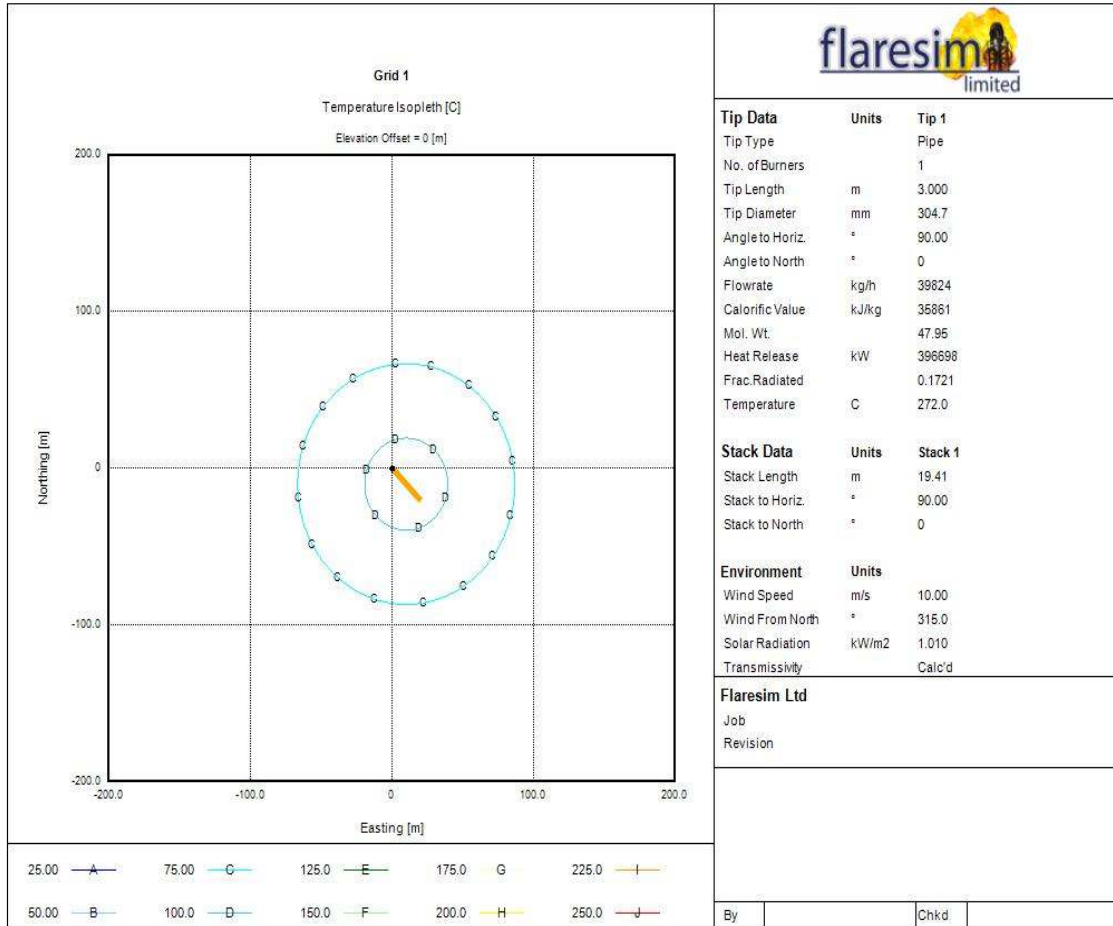






Figure 4: Temperature Results

	نگهداشت و افزایش تولید میدان نفتی بینک سطح الارض احداث ردیف تراکم گاز در ایستگاه جمع آوری بینک							
	<b>Flare Radiation &amp; Dispersion Study Report</b>						شماره صفحه : ۱۴ از ۲۳	
شماره پیمان: ۰۵۳ - ۰۷۳ - ۹۱۸۴	پروژه BK	بسته کاری GCS	صادرکننده PEDCO	تسهیلات 120	رشته PR	نوع مدرک RT	سریال 0002	نسخه D05

**Table 5: Flare Results max Radiation/Noise/Temperature**

Maximum Radiation (near stack)						
Sizing Limit	-----	Find Max. Rad.	TRUE	Initial Grid Points	-	
Radiation	<b>4.729 kW/m2</b>	Northing	0 m	Easting	0.0 m	
Noise	<b>107.9</b>					
Temperature	<b>115.9</b>					
Maximum Radiation (stack fence area)						
Sizing Limit	-----	Find Max. Rad.	TRUE	Initial Grid Points	-	
Radiation	<b>2.782kW/m2</b>	Northing	0 m	Easting	50.0 m	
Noise	<b>100</b>					
Temperature	<b>90.03</b>					
Radiation near unit						
Sizing Limit	-----	Find Max. Rad.	TRUE	Initial Grid Points	-	
Radiation	<b>1.151 kW/m2</b>	Northing	0 m	Easting	190.0 m	
Noise	<b>88.75</b>					
Temperature	<b>67.01</b>					

 <b>NISOC</b>	<b>نگهداشت و افزایش تولید میدان نفتی بینک سطح الارض</b>  <b>احداث ردیف تراکم گاز در ایستگاه جمع آوری بینک</b>																	
شماره پیمان:	<b>Flare Radiation &amp; Dispersion Study Report</b>	شماره صفحه : ۱۵ از ۲۳																
۰۵۳ - ۰۷۳ - ۹۱۸۴	<table border="1"> <tr> <td>نسخه</td> <td>سریال</td> <td>نوع مدرک</td> <td>رشته</td> <td>تسهیلات</td> <td>صادرکننده</td> <td>بسته کاری</td> <td>پروژه</td> </tr> <tr> <td>D05</td> <td>0002</td> <td>RT</td> <td>PR</td> <td>120</td> <td>PEDCO</td> <td>GCS</td> <td>BK</td> </tr> </table>		نسخه	سریال	نوع مدرک	رشته	تسهیلات	صادرکننده	بسته کاری	پروژه	D05	0002	RT	PR	120	PEDCO	GCS	BK
نسخه	سریال		نوع مدرک	رشته	تسهیلات	صادرکننده	بسته کاری	پروژه										
D05	0002	RT	PR	120	PEDCO	GCS	BK											

## 5.0 PROCESS CONSEQUENCE MODELING

### 5.1 BASIC OF THE CALCULATION

#### 5.1.1 APPLIED DOCUMENTS AND USED SOFTWARE

The calculations for the consequences analysis are made according to the Total Exploration Production document TOTAL-GS-SF-253 General Specification Safety of Impacted Area, Restricted Area and Fire Zones. The software used for the consequence analysis has been PHAST 8 (DNV).



#### 5.1.2 PROCESS DATA

The data used is the design data available at detail stage of the project, such as noted in PFD's, Process Heat and Material Balances, P&ID and in some cases equipment data sheets. For each case, the most conservative process data are taken into consideration to perform the simulation.

Based on Total GS-EP-SAF-253; the table below gives the definition of the main typical scenarios outcomes applicable to Vents and Flare Operation.

**Table 6: typical scenarios and chance of occurrence**

Scenario outcome	Definition	Specific conditions
Flare normal operation	Maximum Continuous Flaring (MCF): flaring the largest allowable steady flow of combustible gas in normal operating conditions (Client). Emergency Flaring (EF): flaring a peak flow of combustible gas in upset or emergency operating conditions (Client).	It will be studied.
Flare flame out: flammable and/or toxic	Unignited flare gas release.	It will be studied.
Cold vents	Vent handling significant flow rates generally from pressurized equipment. The word "cold" meaning without flame (Client).	Cold vent is not in scope of this project, so this scenario will not be studied.
Degassing vents	Vent handling low flow rates, generally from atmospheric equipment. A degassing vent is a non-ignited vent to atmosphere. (Client).	There is no such a case in this project, so this scenario will not be studied.

	<p>نگهداشت و افزایش تولید میدان نفتی بینک سطح الارض</p> <p>احداث ردیف تراکم گاز در ایستگاه جمع آوری بینک</p>																	
شماره پیمان: ۰۵۳ - ۰۷۳ - ۹۱۸۴	<b>Flare Radiation &amp; Dispersion Study Report</b>	شماره صفحه: ۱۶ از ۲۳																
	<table border="1" style="width: 100%; text-align: center;"> <tr> <td>پروژه</td> <td>بسته کاری</td> <td>صادرکننده</td> <td>تسهیلات</td> <td>رشته</td> <td>نوع مدرک</td> <td>سریال</td> <td>نسخه</td> </tr> <tr> <td>BK</td> <td>GCS</td> <td>PEDCO</td> <td>120</td> <td>PR</td> <td>RT</td> <td>0002</td> <td>D05</td> </tr> </table>	پروژه	بسته کاری	صادرکننده	تسهیلات	رشته	نوع مدرک	سریال	نسخه	BK	GCS	PEDCO	120	PR	RT	0002	D05	
پروژه	بسته کاری	صادرکننده	تسهیلات	رشته	نوع مدرک	سریال	نسخه											
BK	GCS	PEDCO	120	PR	RT	0002	D05											

### 5.1.3 SENSITIVITY OF EFFECTIVE PROCESS PARAMETER ON OUTCOMES

Sensitivity of each process parameters on outcomes has been illustrated in this section:

#### 5.1.3.1 PRESSURE

Pressure has MAJOR effect on Fire & Dispersion scenarios. Increase in pressure leads to more momentum of discharging material from hole and consequently bigger jet fire, and dispersion effect (toxic or flammable).

#### 5.1.3.2 TEMPERATURE

Temperature has MINOR effect on Fire & Dispersion scenarios. The prediction of behavior of discharging material by changing temperature is not easy, but generally cold material has bigger dispersion effect. This effect could be different depending on material composition, pressure and etc.

#### 5.1.3.3 INVENTORY

Inventory has NO effect in Fire Zone study and Minor effect on Restricted and Impacted area study.

As TOTAL-GS-SF-253 mentioned, for “Flammability” and “Thermal radiation” calculation, release flow rate shall be “Initial release rate for 10 minutes” and therefore the inventory has NO effect at all.

In Restricted and Impacted scenarios, where the “release flow rate of leak” is less than “flow rate of inlet line to vessel”, inventory has NO effect at all. In comparison, for scenarios that leak flow rates are less than “flow rate of inlet line to vessel”, inventory has Minor effect on “discharging material flow rate”, unless the inventory is very low.

#### 5.1.3.4 RELEASE DIRECTION



In most gas releases, Horizontal impingement causes bigger dispersion effect in comparison to Horizontal. For volatile liquid cases, normally Horizontal release leads more dispersion effect than of Horizontal Impingement. Furthermore, Horizontal impingement scenario reduces the effect of Jet Fire significantly almost in all scenarios.

## 6.0 FLARE RADIATION AND DISPERSION

### 6.1 FLARE DESCRIPTION

The function of the Flare System Unit is to collect and burn all gases that are vented from the



	نگهداشت و افزایش تولید میدان نفتی بینک سطح الارض احداث ردیف تراکم گاز در ایستگاه جمع آوری بینک								
	شماره پیمان: <b>Flare Radiation &amp; Dispersion Study Report</b>								
شماره پیمان: ۰۵۳ - ۰۷۳ - ۹۱۸۴	پروژه BK	بسته کاری GCS	صادرکننده PEDCO	تسهیلات 120	رشته PR	نوع مدرک RT	سریال 0002	نسخه D05	شماره صفحه: ۱۷ از ۲۳

other units of the plant due to both continuous and emergency operations. It must also cater for the possibility of depressurization of equipment during emergencies.

In this report, In this report, two main scenarios have been studied which summarized in below table:



**Table 7 - Flare studied scenarios**

	Flare Fire Case area 1 (PSV-2111/2112, PSV-2113/2114, PSV-2131A, PSV-2121A, PSV-2271)
Diameter (in)	12
Default Height (m)	22.5
Temperature (C)	272
Flow rate (kg/hr)	39824
Mol. Wt.	48.1
Mole Frac (H2O)	0.525812
Mole Frac (CO2)	0.001000
Mole Frac (H2S)	0.015006
Mole Frac (Methane)	0.006002
Mole Frac (Ethane)	0.015006
Mole Frac (Propane)	0.039016
Mole Frac (i-Butane)	0.011004
Mole Frac (n-Butane)	0.033013
Mole Frac (i-Pentane)	0.042017
Mole Frac (n-Pentane)	0.027011
Mole Frac (n-Hexane)	0.136054
Mole Frac (n-Heptane)	0.074030
Mole Frac (n-Octane)	0.041016
Mole Frac (n-Nonane)	0.026010
Mole Frac (n-Decane)	0.006002
Mole Frac (n-Undecane)	0.002001

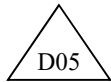
## 6.2 RESTRICTED AREA (STERILE ZONE) RESULT FOR FLARE

According to the results of flare radiation and dispersion modeling which have been reported as below tables, current available /sterile zones for flare are 50m and 55m respectively.

- **Restricted Area:**
  - FLAMMABLE GAS DISPERSION (FLAME OUT GAS/SPRAY CLOUD):
    - Release height 22.5 m
      - Sizing criteria: 100% LFL

 <p>NISOC</p>	<p>نگهداشت و افزایش تولید میدان نفتی بینک سطح الارض</p> <p>احداث ردیف تراکم گاز در ایستگاه جمع آوری بینک</p>																	
<p>شماره پیمان: ۰۵۳ - ۰۷۳ - ۹۱۸۴</p>	<p>Flare Radiation &amp; Dispersion Study Report</p> <table border="1"> <tr> <td>پروژه</td> <td>بسته کاری</td> <td>صادرکننده</td> <td>تسهیلات</td> <td>رشته</td> <td>نوع مدرک</td> <td>سریال</td> <td>نسخه</td> </tr> <tr> <td>BK</td> <td>GCS</td> <td>PEDCO</td> <td>120</td> <td>PR</td> <td>RT</td> <td>0002</td> <td>D05</td> </tr> </table>	پروژه	بسته کاری	صادرکننده	تسهیلات	رشته	نوع مدرک	سریال	نسخه	BK	GCS	PEDCO	120	PR	RT	0002	D05	<p>شماره صفحه : ۱۸ از ۲۳</p>
پروژه	بسته کاری	صادرکننده	تسهیلات	رشته	نوع مدرک	سریال	نسخه											
BK	GCS	PEDCO	120	PR	RT	0002	D05											

➤ TOXIC GAS DISPERSION (FLAME OUT GAS/SPRAY CLOUD):



- Release height 22.5 m
  - Sizing criteria: 472 ppm (LC1%) H2S for emergency flaring

➤ TOXIC GAS DISPERSION (COMBUSTION PRODUCT GAS/SPRAY CLOUD):

- Release height 22.5 m
  - Sizing criteria: 5 ppm (TLV STEL) SO2 for emergency flaring

➤ HEAT RADIATION EFFECTED ZONE

- Release height 22.5 m
- Sizing criteria: 4.7 Kw/m<sup>2</sup>

○ IMPACTED Area:

➤ TOXIC GAS DISPERSION (FLAME OUT GAS/SPRAY CLOUD):

- Release height 22.5 m
  - Sizing criteria: 100ppm (IDLH) H2S for emergency flaring





➤ TOXIC GAS DISPERSION (COMBUSTION PRODUCT GAS/SPRAY CLOUD):

- Release height 22.5 m
  - Sizing criteria: 96 ppm (IDLH) SO2 for emergency flaring

➤ HEAT RADIATION EFFECTED ZONE

- Release height 22.5 m
- Sizing criteria: 2 Kw/m<sup>2</sup>



	نگهداشت و افزایش تولید میدان نفتی بینک سطح الارض احداث ردیف تراکم گاز در ایستگاه جمع آوری بینک							
	شماره پیمان: ۰۵۳ - ۰۷۳ - ۹۱۸۴	<b>Flare Radiation &amp; Dispersion Study Report</b>				شماره صفحه: ۱۹ از ۲۳		
	پروژه BK	بسته کاری GCS	صادرکننده PEDCO	تسهیلات 120	رشته PR	نوع مدرک RT	سریال 0002	نسخه D05

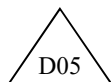


**Table 8 - Gas Dispersion Results Based on 22.5 meter Heights- Emergency Flaring**

**Fire Case area 1**  
**(PSV-2111/2112, PSV-2113/2114, PSV-2131A, PSV-2121A, PSV-2271)**

Scenario	Weather Condition	LFL gas cloud maximum distance and minimum height (m) from source and ground level	H2S TOXIC gas cloud maximum distance and minimum height (m) from source and ground level	SO2 TOXIC gas cloud maximum distance @ ground level
Flare FST-2201; <u>RESTRICTED AREA</u>	Summer 2/F	3.4/20	21.9/20	Not Reached
	Summer 5.2/D	4.3/20	24.3/20	Not Reached
	Summer 7/D	4.7/20	24.8/20	Not Reached
	Summer 11.2/D	5.3/20	23.6/20	Not Reached
	Winter 2/F	3.2/20	19.6/20	Not Reached
	Winter 5.2/D	4.1/20	22.7/20	Not Reached
	Winter 7/D	4.5/20	23.5/20	Not Reached
	Winter 11.2/D	5.1/20	22.3/20	Not Reached
Flare FST-201; <u>IMPACTED AREA</u>	Summer 2/F	N.A	127/20	Not Reached
	Summer 5.2/D	N.A	84.8/20	Not Reached
	Summer 7/D	N.A	75.7/20	Not Reached
	Summer 11.2/D	N.A	63.3/20	Not Reached
	Winter 2/F	N.A	116/20	Not Reached
	Winter 5.2/D	N.A	82.8/20	Not Reached
	Winter 7/D	N.A	73.1/20	Not Reached
	Winter 11.2/D	N.A	61/20	Not Reached



 <p>NISOC</p>	<p>نگهداشت و افزایش تولید میدان نفتی بینک سطح الارض</p> <p>احداث ردیف تراکم گاز در ایستگاه جمع آوری بینک</p>																	
<p>شماره پیمان: ۰۵۳ - ۰۷۳ - ۹۱۸۴</p>	<p>Flare Radiation &amp; Dispersion Study Report</p> <table border="1"> <tr> <td>پروژه</td> <td>بسته کاری</td> <td>صادرکننده</td> <td>تسهیلات</td> <td>رشته</td> <td>نوع مدرک</td> <td>سریال</td> <td>نسخه</td> </tr> <tr> <td>BK</td> <td>GCS</td> <td>PEDCO</td> <td>120</td> <td>PR</td> <td>RT</td> <td>0002</td> <td>D05</td> </tr> </table>	پروژه	بسته کاری	صادرکننده	تسهیلات	رشته	نوع مدرک	سریال	نسخه	BK	GCS	PEDCO	120	PR	RT	0002	D05	<p>شماره صفحه : ۲۰ از ۲۳</p>
پروژه	بسته کاری	صادرکننده	تسهیلات	رشته	نوع مدرک	سریال	نسخه											
BK	GCS	PEDCO	120	PR	RT	0002	D05											



**Table 9 – Heat Radiation Results Based on 22.5 meter Heights- Emergency Flaring**

**Fire Case area 1  
(PSV-2111/2112, PSV-2113/2114, PSV-2131A, PSV-2121A, PSV-2271)**

Scenario	Weather Condition	4.7 Kw/m2 @ ground level	2 Kw/m2 @ ground level
Flare FST-2201; <u>RESTRICTED AREA</u>	Summer 2/F	15	N.A
	Summer 5.2/D	24	N.A
	Summer 7/D	27	N.A
	Summer 10/D	30	N.A
	Winter 2/F	15	N.A
	Winter 5.2/D	24	N.A
	Winter 7/D	27	N.A
	Winter 10/D	30	N.A
Flare FST-201; <u>IMPACTED AREA</u>	Summer 2/F	N.A	68
	Summer 5.2/D	N.A	73
	Summer 7/D	N.A	75
	Summer 10/D	N.A	77
	Winter 2/F	N.A	68
	Winter 5.2/D	N.A	73
	Winter 7/D	N.A	75
	Winter 10/D	N.A	77

	نگهداشت و افزایش تولید میدان نفتی بینک سطح الارض احداث ردیف تراکم گاز در ایستگاه جمع آوری بینک							
	شماره پیمان: ۰۵۳ - ۰۷۳ - ۹۱۸۴ <b>Flare Radiation &amp; Dispersion Study Report</b>							
	پروژه	بسته کاری	صادرکننده	تسهیلات	رشته	نوع مدرک	سریال	نسخه
	BK	GCS	PEDCO	120	PR	RT	0002	D05

As seen in the above table, Fuel gas normal flaring will not have radiation impacts on surrounding facilities due to low flow rate of burning gas.



Maximum Calculate Restricted (Fenced) area for emergency flaring will be around 30 meter which is much more lower than fenced area with radius 55 meter around flare stack. So based on the results and with considering of 22.5 m stack height, no areas will be affected by fire radiation of 4.7 kw/m<sup>2</sup>.

Also impacted area for emergency flaring will be around 77 m .The impacted area is not under the control of Client but agreement shall be formalized with Local Authorities to minimize presence of public (e.g. to limit construction of buildings, in particular permanent settlements, or operation of transportation means open to public).



With considering of flare height of 22.5 m and based on the result of this study, there is no any chance of reaching the 100% LFL flaring gas and toxic material (H<sub>2</sub>S) in flare flameout condition and also (SO<sub>2</sub>) flared gas combustion product to the ground level. The selected height of flare system is adequate to dilute venting gas during emergency condition in downwind of wind direction.

### 6.3 FLARE DISPERSION

The objective of this section is to determine the required exclusion zone around the relief area and determine the design requirement to ensure personnel safety during emergency hydrocarbon flare relief. The scope of this study includes:

- Modelling of dispersion of flammable gas from flare for emergency depressurisation (emergency flaring, i.e. flame-out);
- Modelling of dispersion of H<sub>2</sub>S from flare for emergency depressurisation (emergency flaring , i.e. flame-out);
- Modelling of dispersion of SO<sub>2</sub> from flare for emergency depressurisation (emergency flaring , i.e. flared gas combustion product);



Flare Restricted area affected zone by flammable gas dispersion (m)	Not Reached	Flare Impacted area affected zone by flammable gas dispersion (m)	Not Reached
Flare Restricted area affected zone by toxic gas (H <sub>2</sub> S) dispersion (m)	Not Reached	Flare Impacted area affected zone by toxic gas (H <sub>2</sub> S) dispersion (m)	Not Reached
Flare Restricted area affected zone by toxic gas (SO <sub>2</sub> ) dispersion (m)	Not Reached	Flare Impacted area affected zone by toxic gas (SO <sub>2</sub> ) dispersion (m)	Not Reached



نگهداشت و افزایش تولید میدان نفتی بینک  
سطح الارض

احداث ردیف تراکم گاز در ایستگاه جمع آوری بینک



شماره پیمان:

۰۵۳ - ۰۷۳ - ۹۱۸۴

Flare Radiation & Dispersion Study Report

پروژه	بسته کاری	صادرکننده	تسهیلات	رشته	نوع مدرک	سریال	نسخه
BK	GCS	PEDCO	120	PR	RT	0002	D05

شماره صفحه : ۲۲ از ۲۳

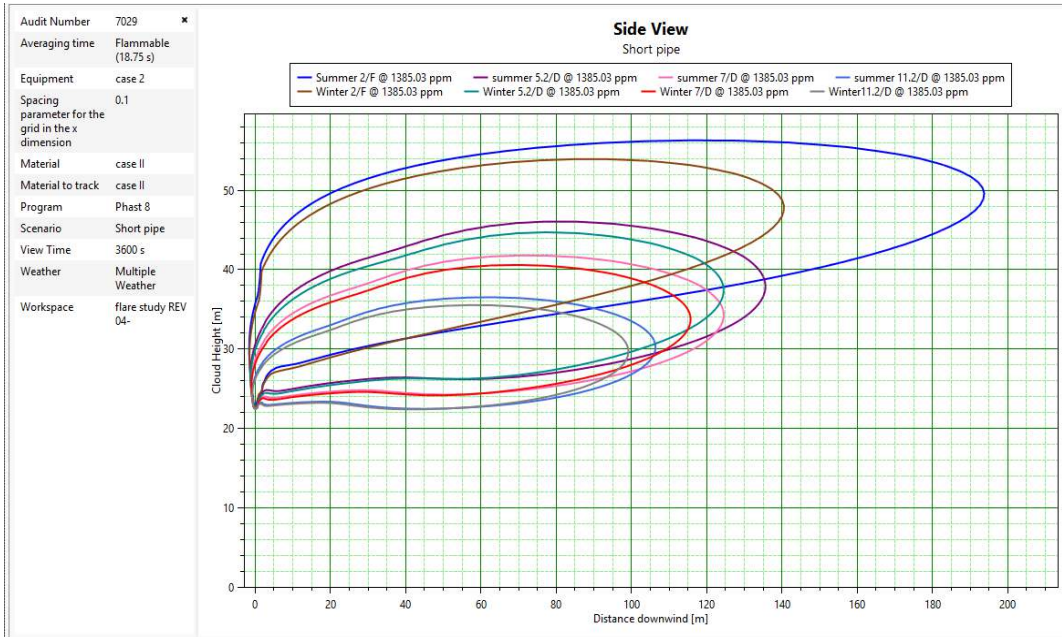


Figure 1 - Flare Affected Area-LFL Distribution for Flame Out Case I (RESTRICTED)

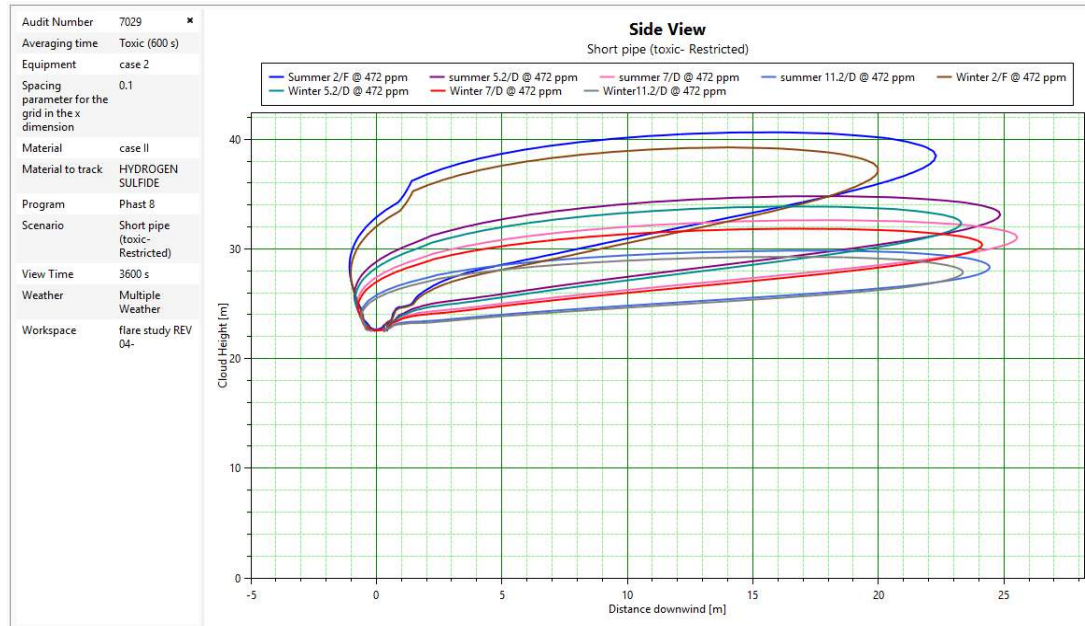


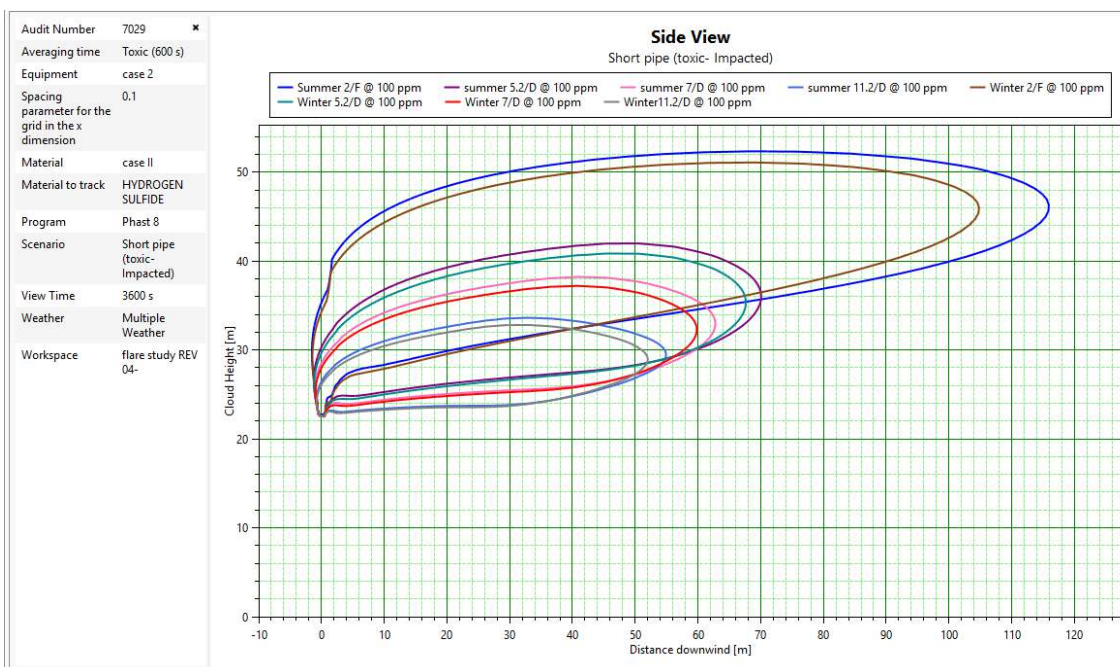


Figure 2 - Flare Affected Area-Toxic Gas Distribution for Flame Out Case I (RESTRICTED)

	<p>نگهداشت و افزایش تولید میدان نفتی بینک سطح الارض</p> <p>احداث ردیف تراکم گاز در ایستگاه جمع آوری بینک</p>																	
شماره پیمان: ۰۵۳ - ۰۷۳ - ۹۱۸۴	<b>Flare Radiation &amp; Dispersion Study Report</b>	شماره صفحه: ۲۳ از ۲۳																
	<table border="1" style="width: 100%; text-align: center;"> <tr> <td>پروژه</td> <td>بسته کاری</td> <td>صادرکننده</td> <td>تسهیلات</td> <td>رشته</td> <td>نوع مدرک</td> <td>سریال</td> <td>نسخه</td> </tr> <tr> <td>BK</td> <td>GCS</td> <td>PEDCO</td> <td>120</td> <td>PR</td> <td>RT</td> <td>0002</td> <td>D05</td> </tr> </table>	پروژه	بسته کاری	صادرکننده	تسهیلات	رشته	نوع مدرک	سریال	نسخه	BK	GCS	PEDCO	120	PR	RT	0002	D05	
پروژه	بسته کاری	صادرکننده	تسهیلات	رشته	نوع مدرک	سریال	نسخه											
BK	GCS	PEDCO	120	PR	RT	0002	D05											



**Figure 5 - Flare affected area- Distribution for Flame Out Case I (IMPACTED)**

## 7.0 CONCLUSION

Based on the results and with considering of 22.5 m stack height, no areas will be affected by fire radiation of 4.7 kw/m<sup>2</sup>.

With considering of flare height of 22.5 m and based on the result of this study, there is no any chance of reaching the 100% LFL flaring gas to the ground level. The selected height of flare system (22.5 m) is adequate to dilute venting gas during emergency condition in downwind of wind direction.

Modelled flare tip in current design has 200 m distance from the plant while the calculated impacted area is not effected considered distance. So the location of flare is so good and no need to relocate it.