

THIS AREA

N.T.S 1 LOCATION PLAN

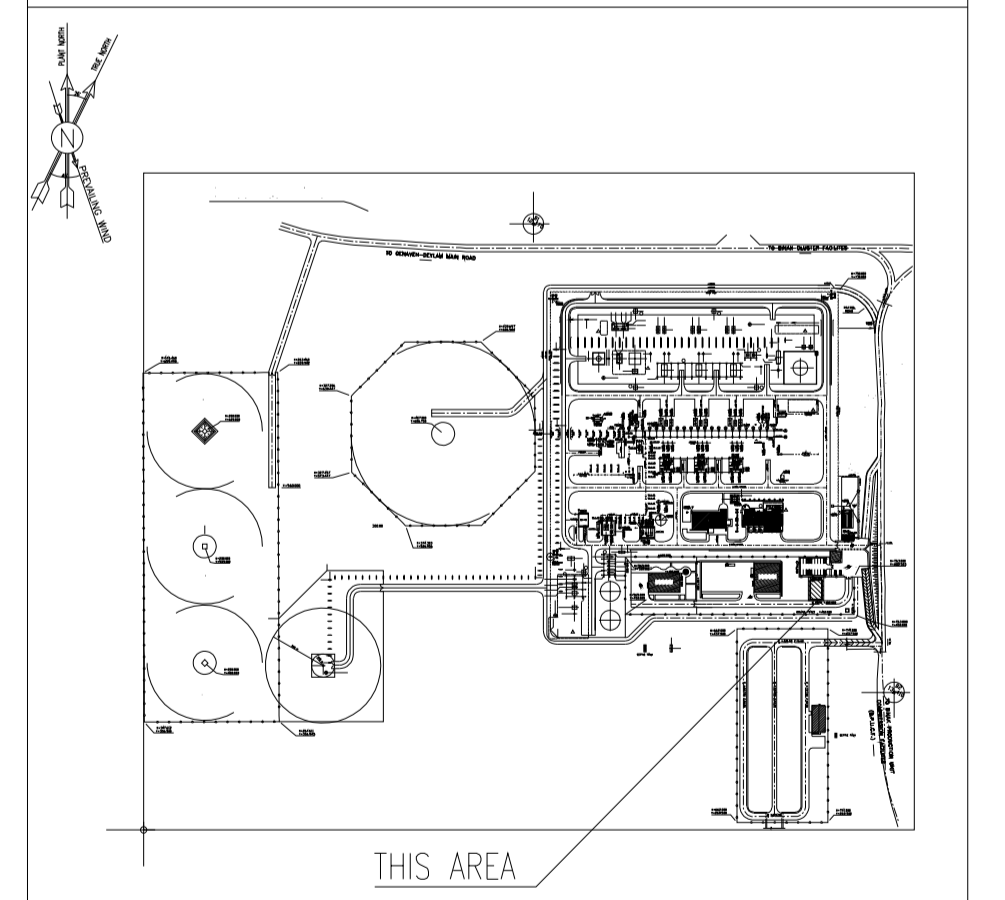
NOTES

1. ALL DIMENSIONS ARE IN MILLIMETER & ALL ELEVATIONS ARE IN METER.
2. ALL DIMENSIONS AND ELEVATIONS SHALL BE CHECKED BY THE CONTRACTOR PRIOR TO CONSTRUCTION.
3. CONTRACTOR SHALL COMPILE ALL ARCHITECTURAL, MECHANICAL, ELECTRICAL, PIPING AND STRUCTURAL DRAWINGS AND IN CASE OF ANY CONFLICTS OR DISCREPANCY, INFORM THE ENGINEER.
4. ALL MATERIALS ARE SELECTED FROM THE HIGHEST QUALITY AND MUST BE APPROVED BY THE CLIENT.
5. ALL OPENINGS FOR PIPING/CABLEING AND HVAC OPENINGS SHALL BE CONSIDERED AS PER RELATED DRAWINGS BEFORE CONSTRUCTION.
6. FINISH GRADING LEVEL (F.G.L.) : +11.20 (M.S.L.) = 43.00 (LOCAL)

LEGEND

REFERENCE DRAWING	DRG. No.
STANDARD DRAWING FOR ARCHITECTURAL DETAILS	BK-GNRL-PEDCO-000-AR-DW-0001
SITE SEWAGE SYSTEM LAYOUT & DETAILS	BK-GCS-PEDCO-120-CV-PY-0001
CABLE TRENCH AND DUCT BANK LAYOUT	BK-GCS-PEDCO-120-CV-PY-0002
ROAD, PAVING AND PLANT FINISH GRADING LAYOUT & SECTIONS	BK-GCS-PEDCO-120-CV-PY-0005
ELECTRICAL CABLE ROUTE & SECTION LAYOUT FOR BUILDING & SHELTER	BK-GCS-PEDCO-120-EL-PY-0006
FOUNDATION DRAWING FOR CCTV CONTROL ROOM - BINAK GCS	BK-GCS-PEDCO-120-ST-DW-0075
STRUCTURAL DRAWING FOR CCTV CONTROL ROOM - BINAK GCS	BK-GCS-PEDCO-120-ST-DW-0076
STANDARD DETAILS FOR LADDER & SAFETY CAGE	BK-GNRL-PEDCO-000-ST-DW-0009
HVAC SYSTEM LAYOUT AND PLUMBING FOR CCTV CONTROL ROOM	BK-GCS-PEDCO-120-HV-PY-0009
PLUMBING & SEWAGE PIPING LAYOUT FOR CCTV CONTROL ROOM	BK-GCS-PEDCO-120-HV-PY-0013

KEY PLAN



REV.	DATE	P.O.I.S	PREP.	CHK.	APP.	AUT.	DESCRIPTION	BY	DATE	BY	DATE
D03	AUG.2023	IFA	R.BERLOUIE	M.FAKHARIAN	A.M.MOHSENI	***					
D02	MAY.2023	IFA	R.BERLOUIE	M.FAKHARIAN	M.MEHRSHAD	***					
D01	OCT.2022	IFA	R.BERLOUIE	M.FAKHARIAN	M.MEHRSHAD	***					
D00	JUN.2022	IFC	R.BERLOUIE	M.FAKHARIAN	M.MEHRSHAD	***					
REV.	DATE	P.O.I.S	PREP.	CHK.	APP.	AUT.	DESCRIPTION	BY	DATE	BY	DATE

DATE	SCALE	DRAWING BY	CHECKED BY	PROJECT ENG.

NO CONSTRUCTION PERMITTED UNLESS DRAWING APPROVED

APPROVED FOR CONSTRUCTION	BY:	DATE:

SCALE	SIZE	DRAWING NO.	SHEET NO.	REV.	BUDGET REF.	LOCATION	SIZE	CLASS	SERIAL NO.	SHEET	REVISION
AS SHOWN	A1	BK-GCS-PEDCO-120-AR-DW-0006	01 OF 11	D03	053-073-9184	F	4	B	709396	01 OF 11	D03

PROJECT NAME: BINAK OILFIELD DEVELOPMENT/SURFACE FACILITIES GAS COMPRESSOR STATION

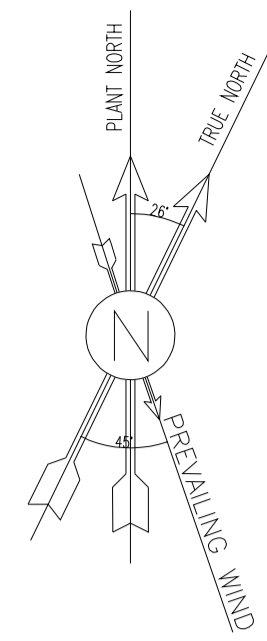
PROJECT NO.: 971020

EPC CONTRACTOR: HIRGAN ENERGY - DESIGN & INSPECTION COMPANIES

EPD/EPC CONTRACTOR (GC): PETROIRAN DEVELOPMENT COMPANY

THE ORIGINAL AND ALL COPIES OF THIS DRAWING TOGETHER WITH THE COPYRIGHT THEREIN ARE THE SOLE PROPERTY OF N.I.S.O.C./ FIELDS

BINAK OILFIELD DEVELOPMENT SURFACE FACILITIES GAS COMPRESSOR STATION



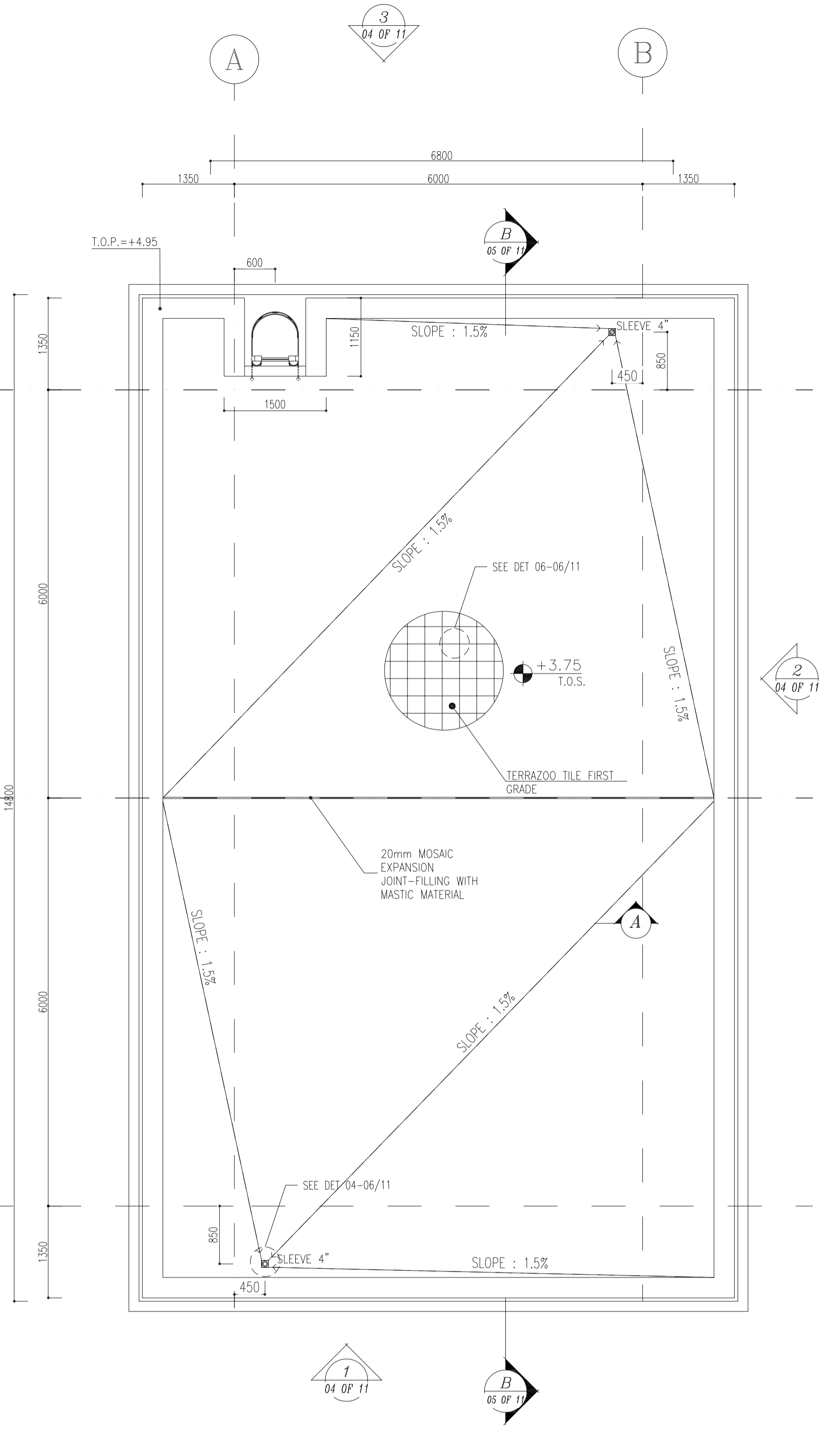
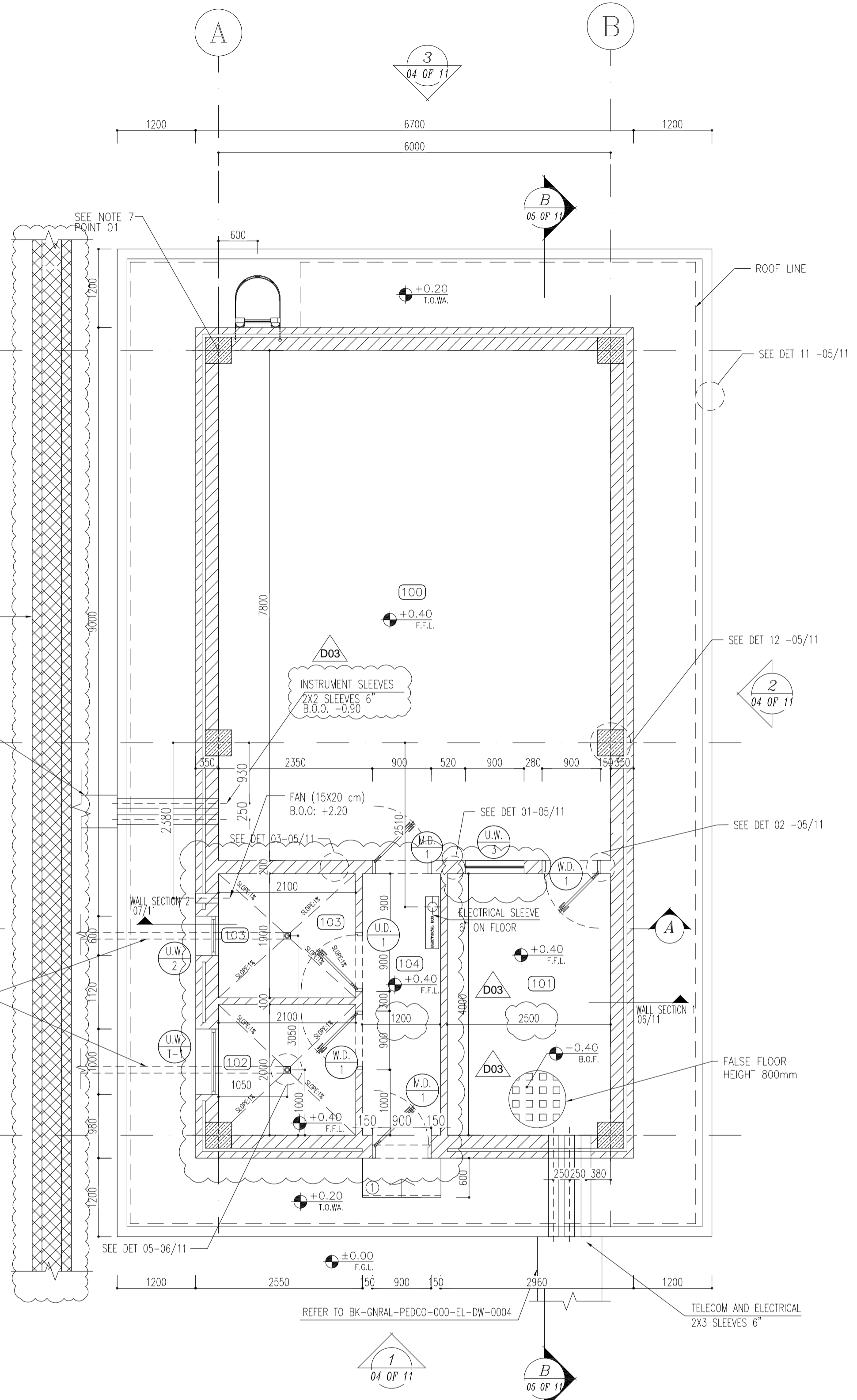
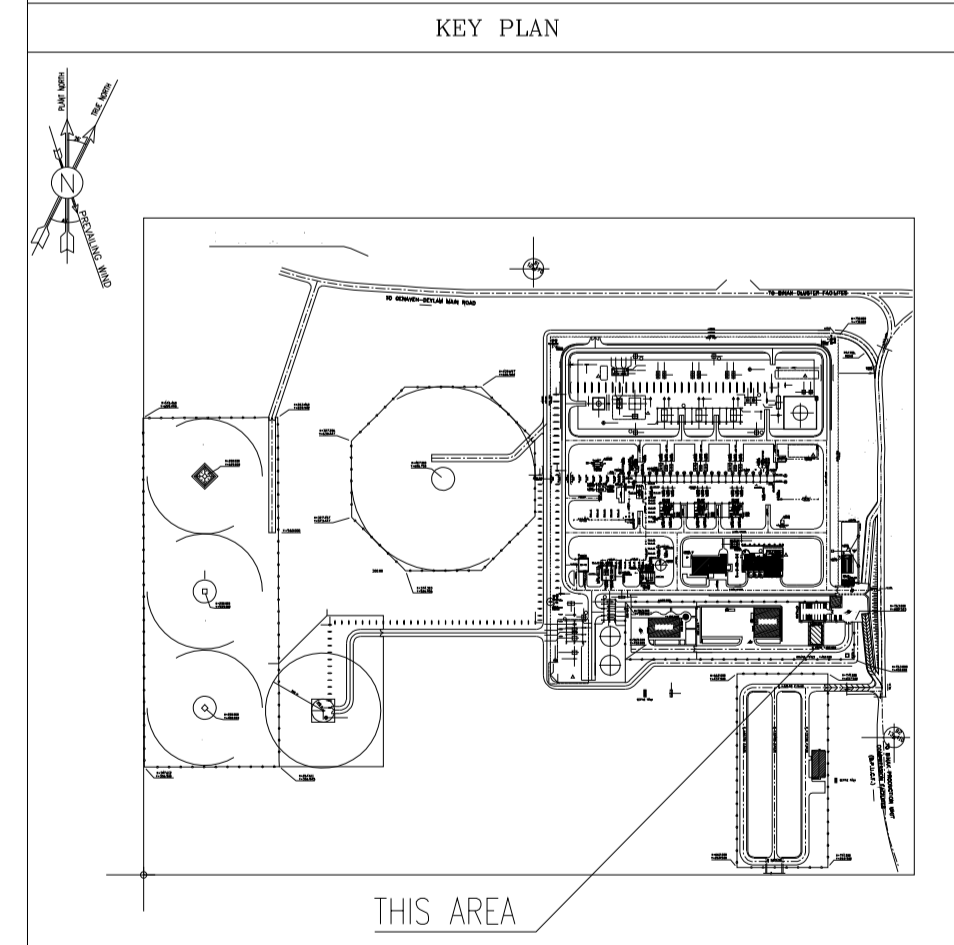
- NOTES**
1. ALL DIMENSIONS ARE IN MILLIMETER & ALL ELEVATIONS ARE IN METER.
 2. ALL DIMENSIONS AND ELEVATIONS SHALL BE CHECKED BY THE CONTRACTOR PRIOR TO CONSTRUCTION.
 3. CONTRACTOR SHALL COMPLY ALL ARCHITECTURAL, MECHANICAL, ELECTRICAL, PIPING AND STRUCTURAL DRAWINGS AND IN CASE OF ANY CONFLICTS OR DISCREPANCY, INFORM THE ENGINEER.
 4. ALL MATERIALS ARE SELECTED FROM THE HIGHEST QUALITY AND MUST BE APPROVED BY THE CLIENT.
 5. ALL OPENINGS FOR PIPING/CABLING AND HVAC OPENINGS SHALL BE CONSIDERED AS PER RELATED DRAWINGS BEFORE CONSTRUCTION.
 6. FINISH GRADING LEVEL (F.G.L.) : +11.20 (M.S.L.) = +0.00 (LOCAL)

- LEGEND**
- F.F.L. FINISHED FLOOR LEVEL
 - T.O.W.A. TOP OF WALKWAY
 - T.O.P. TOP OF PARAPET
 - T.O.S. TOP OF SLAB
 - T.O.D. TOP OF DOOR
 - T.O.W. TOP OF WINDOW
 - B.O.W. BOTTOM OF WINDOW
 - T.O.C. TOP OF CAGE
 - B.O.C. BOTTOM OF CAGE
 - B.O.F. BOTTOM OF FALSE FLOOR
 - B.O.S.U. BOTTOM OF SUSPENDED
 - B.O.S. BOTTOM OF SLEEVE

- BRICK WORK
- REINFORCED CONCRETE
- BRICK FACING
- FALSE FLOOR

REFERENCE DRAWING

REFERENCE DRAWING	DRG. No.
STANDARD DRAWING FOR ARCHITECTURAL DETAILS	BK-GNRL-PEDCO-000-AR-DW-0001
SITE SEWERAGE SYSTEM LAYOUT & DETAILS	BK-GCS-PEDCO-120-CV-PY-0001
CABLE TRENCH AND DUCT BANK LAYOUT	BK-GCS-PEDCO-120-CV-PY-0002
ROAD, PAVING AND PLANT FINISH GRADING LAYOUT & SECTIONS	BK-GCS-PEDCO-120-CV-PY-0005
ELECTRICAL CABLE ROUTE & SECTION LAYOUT FOR BUILDING & SHELTOR	BK-GCS-PEDCO-120-EL-PY-0006
FOUNDATION DRAWING FOR CCTV CONTROL ROOM - BINAK GCS	BK-GCS-PEDCO-120-ST-DW-0075
STRUCTURAL DRAWING FOR CCTV CONTROL ROOM - BINAK GCS	BK-GCS-PEDCO-120-ST-DW-0076
STANDARD DETAILS FOR LADDER & SAFETY CAGE	BK-GNRL-PEDCO-000-ST-DW-0009
HVAC SYSTEM LAYOUT AND PLUMBING FOR CCTV CONTROL ROOM	BK-GCS-PEDCO-120-HV-PY-0009
PLUMBING & SEWERAGE PIPING LAYOUT FOR CCTV CONTROL ROOM	BK-GCS-PEDCO-120-HV-PY-0013



FOR MORE INFORMATION AND DETAIL SEE BK-GCS-PEDCO-120-CV-PY-0004

BK-GCS-PEDCO-120-IN-PY-0004_D02 INSTRUMENT F&G CABLE TRENCH

PIPE 4" SEE SITE SEWERAGE SYSTEM LAYOUT & DETAILS BK-GCS-PEDCO-120-CV-PY-0001

REFER TO BK-GNRL-PEDCO-000-EL-DW-0004

TELECOM AND ELECTRICAL 2X3 SLEEVES 6"

100	CONTROL ROOM
101	RACK ROOM
102	PANTRY
103	WC
104	ENTRANCE

REV.	DATE	P.O.I.S	PREP.	CHK.	APP.	AUT.
D03	AUG.2023	IFA	R.BERLOUIE	M.FAKHARIAN	A.M.MOHSSENI	***
D02	MAY.2023	IFA	R.BERLOUIE	M.FAKHARIAN	M.MEHRSHAD	***
D01	OCT.2022	IFA	R.BERLOUIE	M.FAKHARIAN	M.MEHRSHAD	***
D00	JUN.2022	IPC	R.BERLOUIE	M.FAKHARIAN	M.MEHRSHAD	***

PROJECT NAME: BINAK OILFIELD DEVELOPMENT/SURFACE FACILITIES GAS COMPRESSOR STATION

PROJECT NO.: 971020

EPC CONTRACTOR: HIRGAN ENERGY - DESIGN & INSPECTION COMPANIES

EPD/EPC CONTRACTOR (GC): PETROIRAN DEVELOPMENT COMPANY

DRAWING TITLE: Architectural Drawing For CCTV Control Room - Binak GCS PLAN

SCALE	SIZE	DRAWING NO.	SHEET NO.	REV.
AS SHOWN	A1	BK-GCS-PEDCO-120-AR-DW-0006	02 OF 11	D03

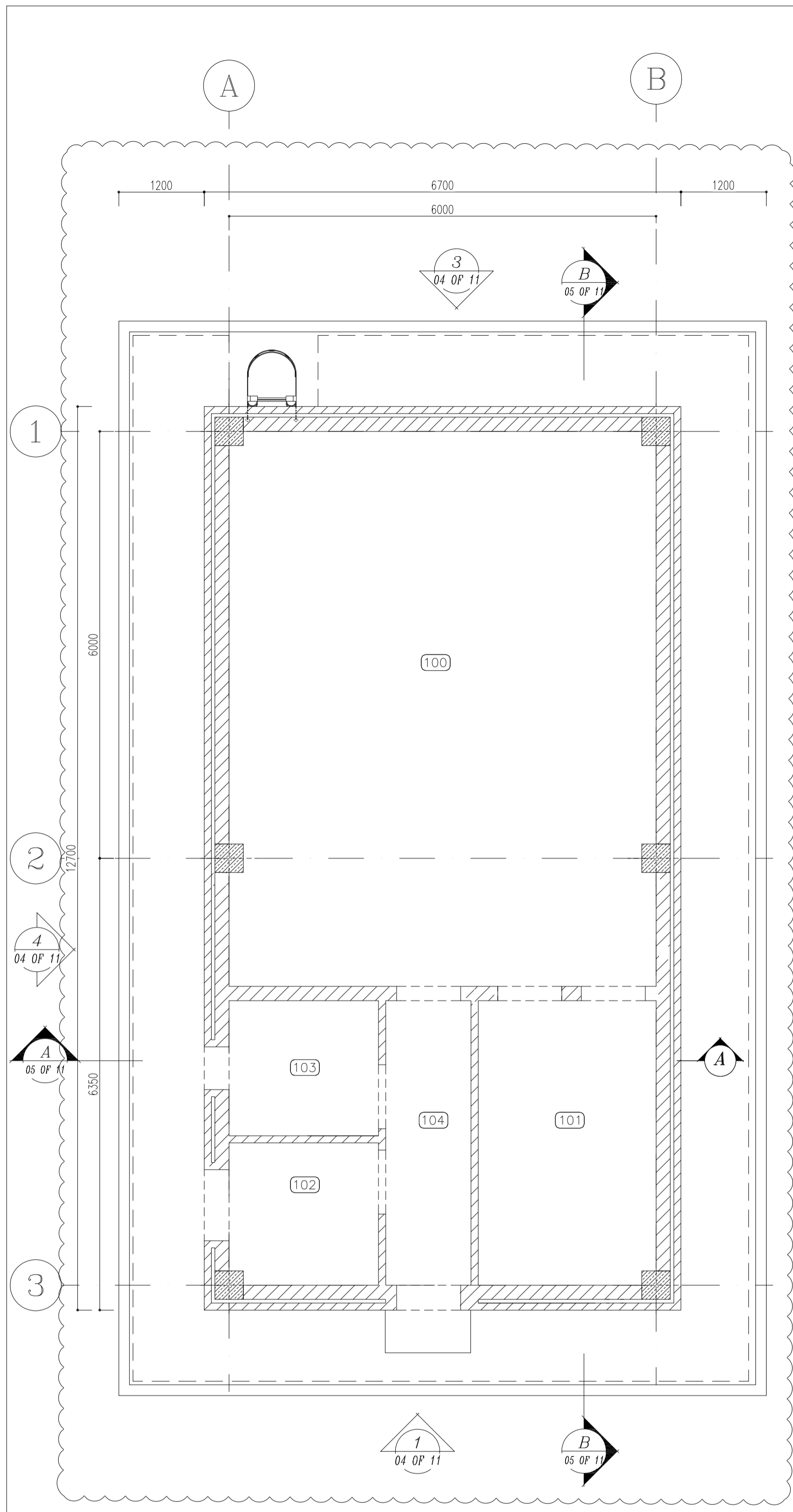
THE ORIGINAL AND ALL COPIES OF THIS DRAWING TOGETHER WITH THE COPYRIGHT THEREIN ARE THE SOLE PROPERTY OF N.I.S.O.C./ FIELDS

DATE	SCALE	DRAWING BY	CHECKED BY	PROJECT ENG.

NO CONSTRUCTION PERMITTED UNLESS DRAWING APPROVED

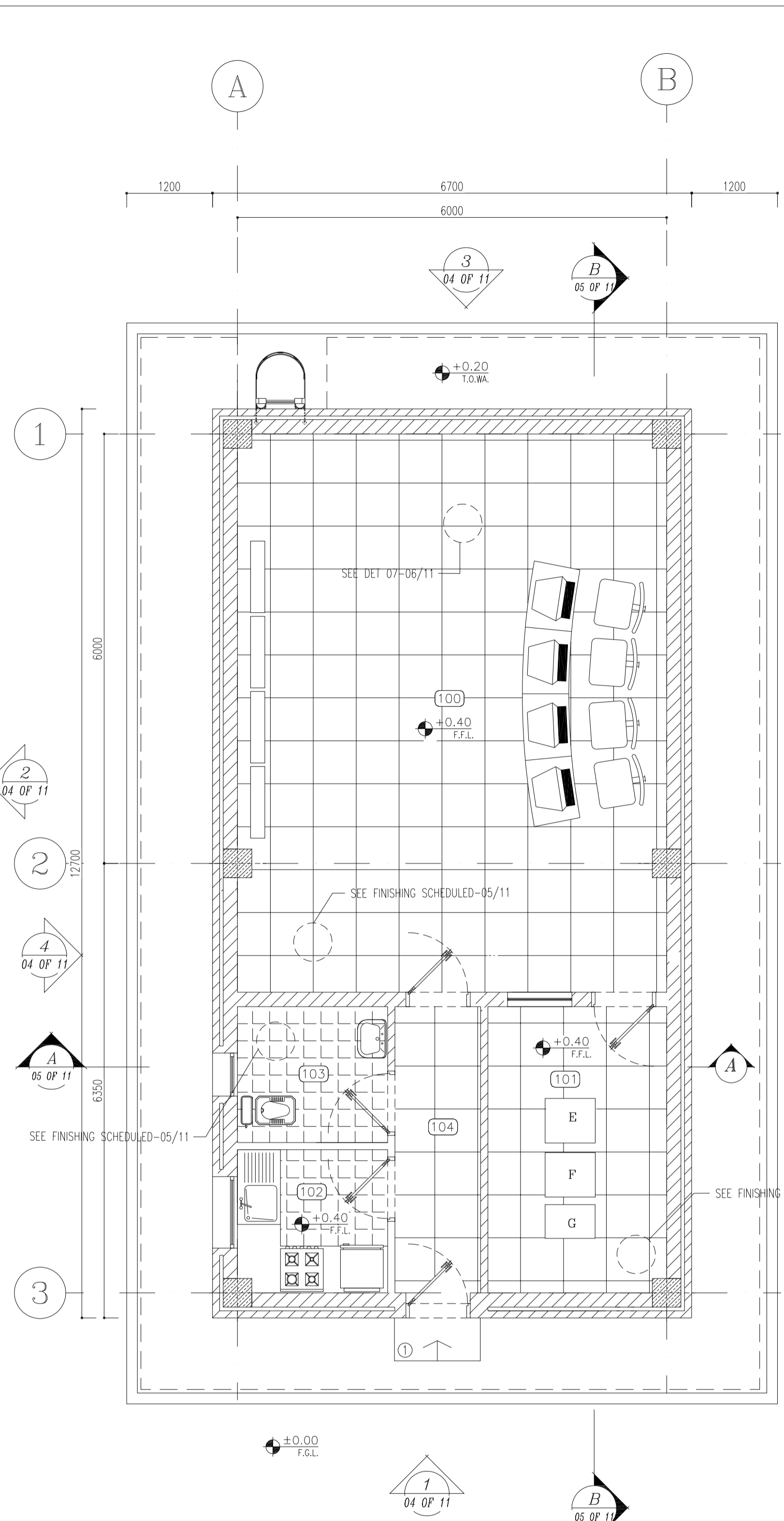
APPROVED FOR CONSTRUCTION	BY:	DATE:

BUDGET REF.	LOCATION	SIZE	CLASS	SERIAL NO.	SHEET	REVISION
053-073-9184	F	4	B	709396	02 OF 11	D03



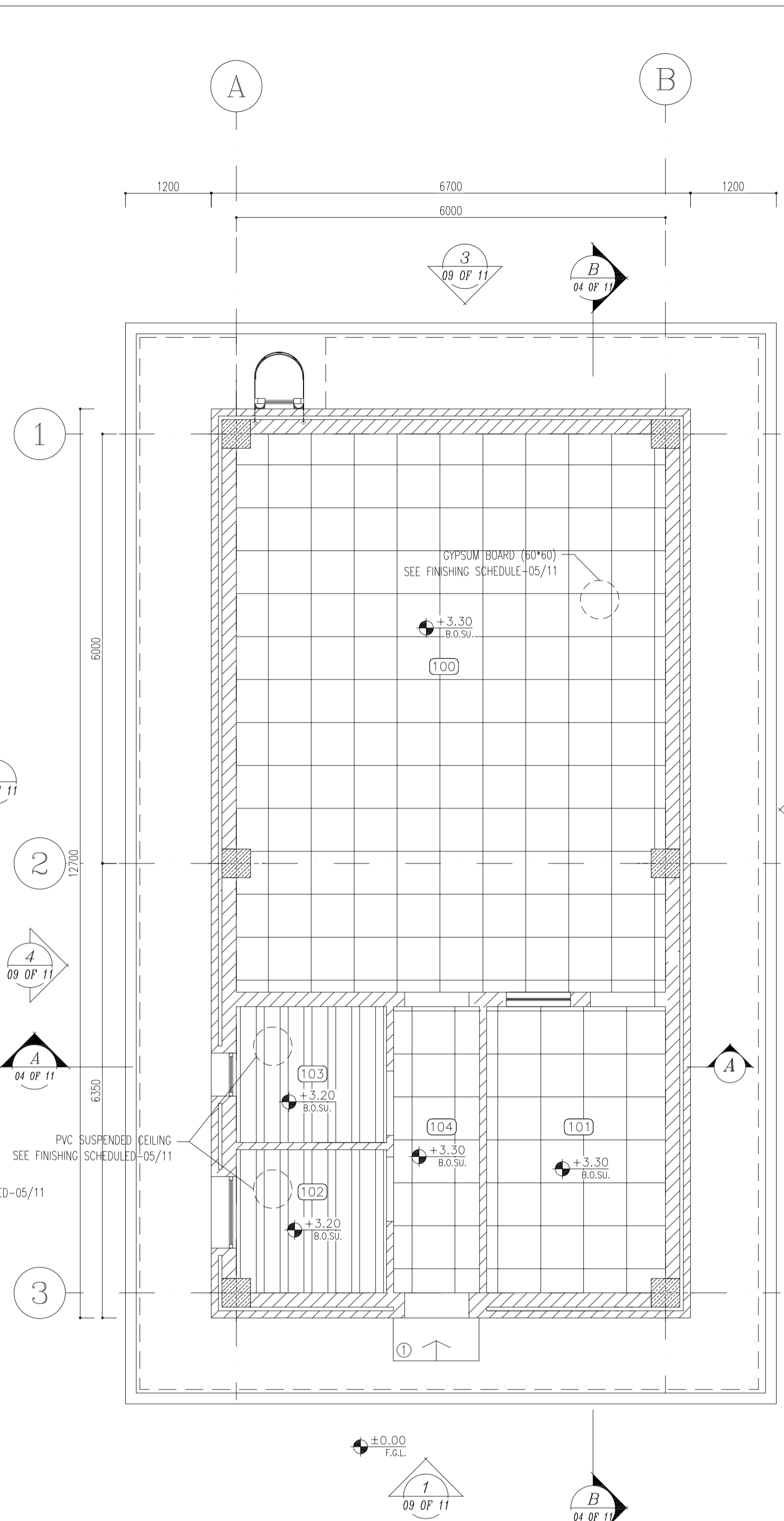
4 LINTEL PLAN

SC.1:50



3 FURNITURE PLAN

SC.1:50



4 SUSPENDED CEILING PLAN

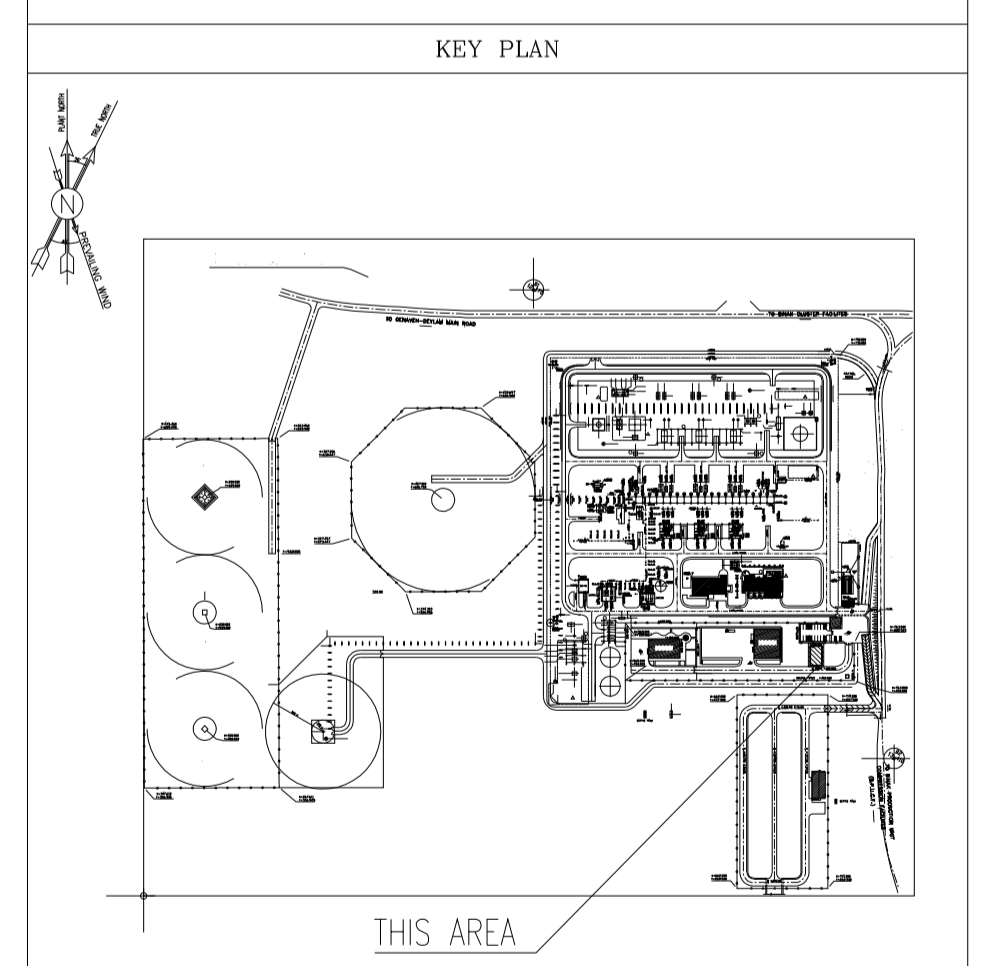
SC.1:50

- NOTES**
1. ALL DIMENSIONS ARE IN MILLIMETER & ALL ELEVATIONS ARE IN METER.
 2. ALL DIMENSIONS AND ELEVATIONS SHALL BE CHECKED BY THE CONTRACTOR PRIOR TO CONSTRUCTION.
 3. CONTRACTOR SHALL COMPLY ALL ARCHITECTURAL, MECHANICAL, ELECTRICAL, PIPING AND STRUCTURAL DRAWINGS AND IN CASE OF ANY CONFLICTS OR DISCREPANCY, INFORM THE ENGINEER.
 4. ALL MATERIALS ARE SELECTED FROM THE HIGHEST QUALITY AND MUST BE APPROVED BY THE CLIENT.
 5. ALL OPENINGS FOR PIPING/CABLEING AND HVAC OPENINGS SHALL BE CONSIDERED AS PER RELATED DRAWINGS BEFORE CONSTRUCTION.
 6. FINISH GRADING LEVEL (F.G.L.) : +11.20 (M.S.L.) = 43.00 (LOCAL)

- LEGEND**
- F.F.L. FINISHED FLOOR LEVEL
 - T.O.W.A. TOP OF WALKWAY
 - T.O.P. TOP OF PARAPET
 - T.O.S. TOP OF SLAB
 - T.O.D. TOP OF DOOR
 - T.O.W. TOP OF WINDOW
 - B.O.W. BOTTOM OF WINDOW
 - T.O.C. TOP OF CAGE
 - B.O.C. BOTTOM OF CAGE
 - B.O.F. BOTTOM OF FALSE FLOOR
 - B.O.S.U. BOTTOM OF SUSPENDED
 - B.O.S. BOTTOM OF SLEEVE

- BRICK WORK
- REINFORCED CONCRETE
- GYPSON BOARD
- PVC SUSPENDED CEILING
- BRICK FACING

REFERENCE DRAWING	DRG. No.
STANDARD DRAWING FOR ARCHITECTURAL DETAILS	BK-GNRL-PEDCO-000-AR-DW-0001
SITE SEWERAGE SYSTEM LAYOUT & DETAILS	BK-GCS-PEDCO-120-CV-PY-0001
CABLE TRENCH AND DUCT BANK LAYOUT	BK-GCS-PEDCO-120-CV-PY-0002
ROAD, PAVING AND PLANT FINISH GRADING LAYOUT & SECTIONS	BK-GCS-PEDCO-120-CV-PY-0005
ELECTRICAL CABLE ROUTE & SECTION LAYOUT FOR BUILDING & SHELFER	BK-GCS-PEDCO-120-EL-PY-0006
FOUNDATION DRAWING FOR CCTV CONTROL ROOM - BINAK GCS	BK-GCS-PEDCO-120-ST-DW-0075
STRUCTURAL DRAWING FOR CCTV CONTROL ROOM - BINAK GCS	BK-GCS-PEDCO-120-ST-DW-0076
STANDARD DETAILS FOR LADDER & SAFETY CAGE	BK-GNRL-PEDCO-000-ST-DW-0009
HVAC SYSTEM LAYOUT AND PLUMBING FOR CCTV CONTROL ROOM	BK-GCS-PEDCO-120-HV-PY-0009
PLUMBING & SEWERAGE PIPING LAYOUT FOR CCTV CONTROL ROOM	BK-GCS-PEDCO-120-HV-PY-0013



100	CONTROL ROOM
101	RACK ROOM
102	PANTRY
103	WC
104	ENTRANCE

REV.	DATE	P.O.I.S	PREP.	CHK.	APP.	AUT.
D03	AUG.2023	IFA	R.BERLOUIE	M.FAKHARIAN	A.M.MOHSENI	***
D02	MAY.2023	IFA	R.BERLOUIE	M.FAKHARIAN	M.MEHRSHAD	***
D01	OCT.2022	IFA	R.BERLOUIE	M.FAKHARIAN	M.MEHRSHAD	***
D00	JUN.2022	IPC	R.BERLOUIE	M.FAKHARIAN	M.MEHRSHAD	***

PROJECT NAME: BINAK OILFIELD DEVELOPMENT/SURFACE FACILITIES GAS COMPRESSOR STATION

PROJECT NO.: 971020

EPC CONTRACTOR: HIRGAN ENERGY - DESIGN & INSPECTION COMPANIES

EPD/EPC CONTRACTOR (GC): PETROIRAN DEVELOPMENT COMPANY

DRAWING TITLE: Architectural Drawing For CCTV Control Room - Binak GCS PLAN

SCALE	SIZE	DRAWING NO.	SHEET NO.	REV.
AS SHOWN	A1	BK-GCS-PEDCO-120-AR-DW-0008	03 OF 11	D03

THE ORIGINAL AND ALL COPIES OF THIS DRAWING TOGETHER WITH THE COPYRIGHT THEREIN ARE THE SOLE PROPERTY OF N.I.S.O.C./ FIELDS

DATE	SCALE	DRAWING BY	CHECKED BY	PROJECT ENG.

NO CONSTRUCTION PERMITTED UNLESS DRAWING APPROVED

APPROVED FOR CONSTRUCTION	BY:	DATE:

BUDGET REF.	LOCATION	SIZE	CLASS	SERIAL NO.	SHEET	REVISION
053-073-9184	F	4	B	709396	03 OF 11	D03

NOTES

1. ALL DIMENSIONS ARE IN MILLIMETER & ALL ELEVATIONS ARE IN METER.
2. ALL DIMENSIONS AND ELEVATIONS SHALL BE CHECKED BY THE CONTRACTOR PRIOR TO CONSTRUCTION.
3. CONTRACTOR SHALL COMPILE ALL ARCHITECTURAL, MECHANICAL, ELECTRICAL, PIPING AND STRUCTURAL DRAWINGS AND IN CASE OF ANY CONFLICTS OR DISCREPANCY, INFORM THE ENGINEER.
4. ALL MATERIALS ARE SELECTED FROM THE HIGHEST QUALITY AND MUST BE APPROVED BY THE CLIENT.
5. ALL OPENINGS FOR PIPING/CABLING AND HVAC OPENINGS SHALL BE CONSIDERED AS PER RELATED DRAWINGS BEFORE CONSTRUCTION.
6. FINISH GRADING LEVEL (F.G.L.) : +11.20 (M.S.L.) = 43.00 (LOCAL)

LEGEND

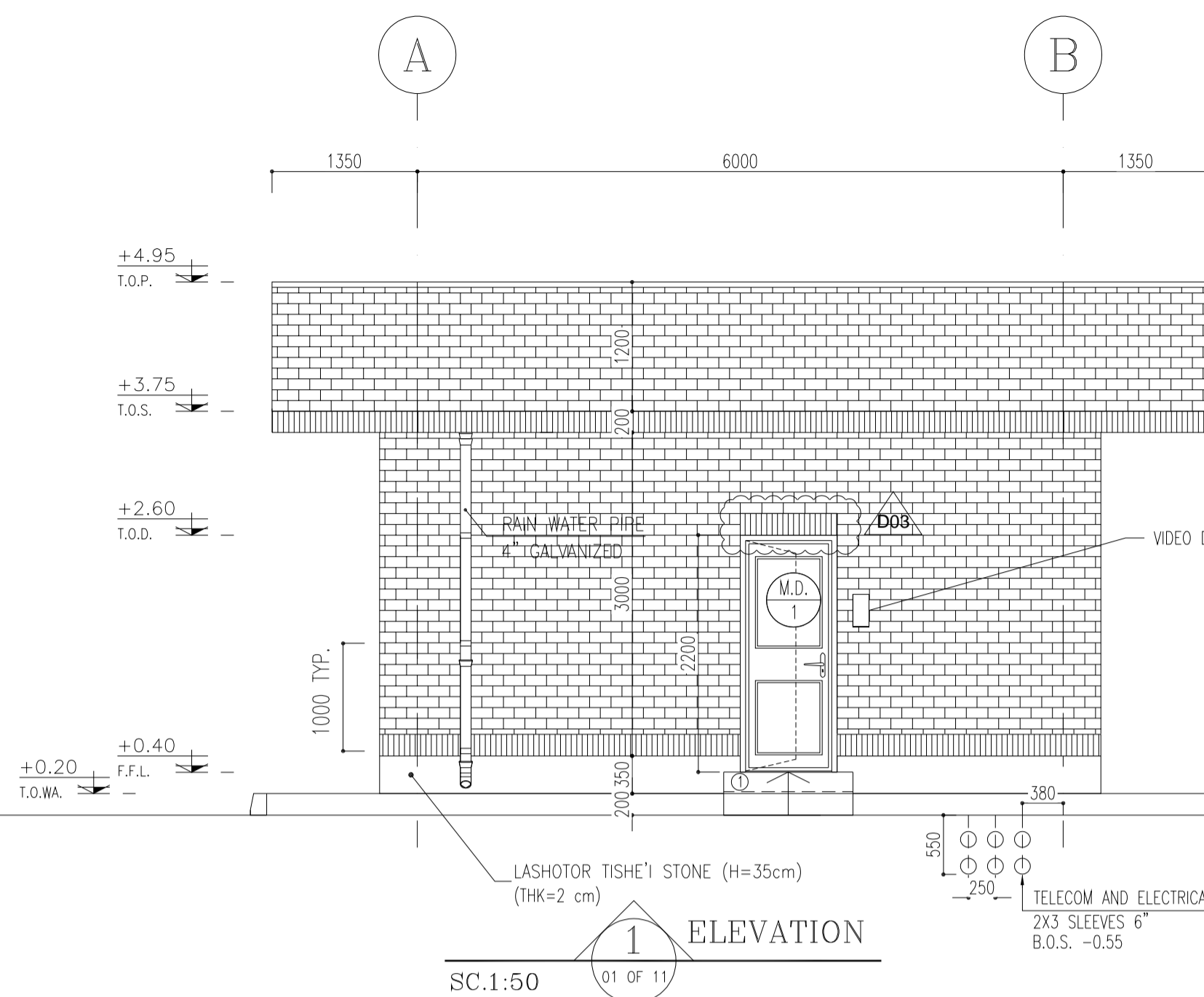
- F.F.L. FINISHED FLOOR LEVEL
- T.O.W.A. TOP OF WALKWAY
- T.O.P. TOP OF PARAPET
- T.O.S. TOP OF SLAB
- T.O.D. TOP OF DOOR
- T.O.W. TOP OF WINDOW
- B.O.W. BOTTOM OF WINDOW
- T.O.C. TOP OF CAGE
- B.O.C. BOTTOM OF CAGE
- B.O.F. BOTTOM OF FALSE FLOOR
- B.O.S.U. BOTTOM OF SUSPENDED
- B.O.S. BOTTOM OF SLEEVE



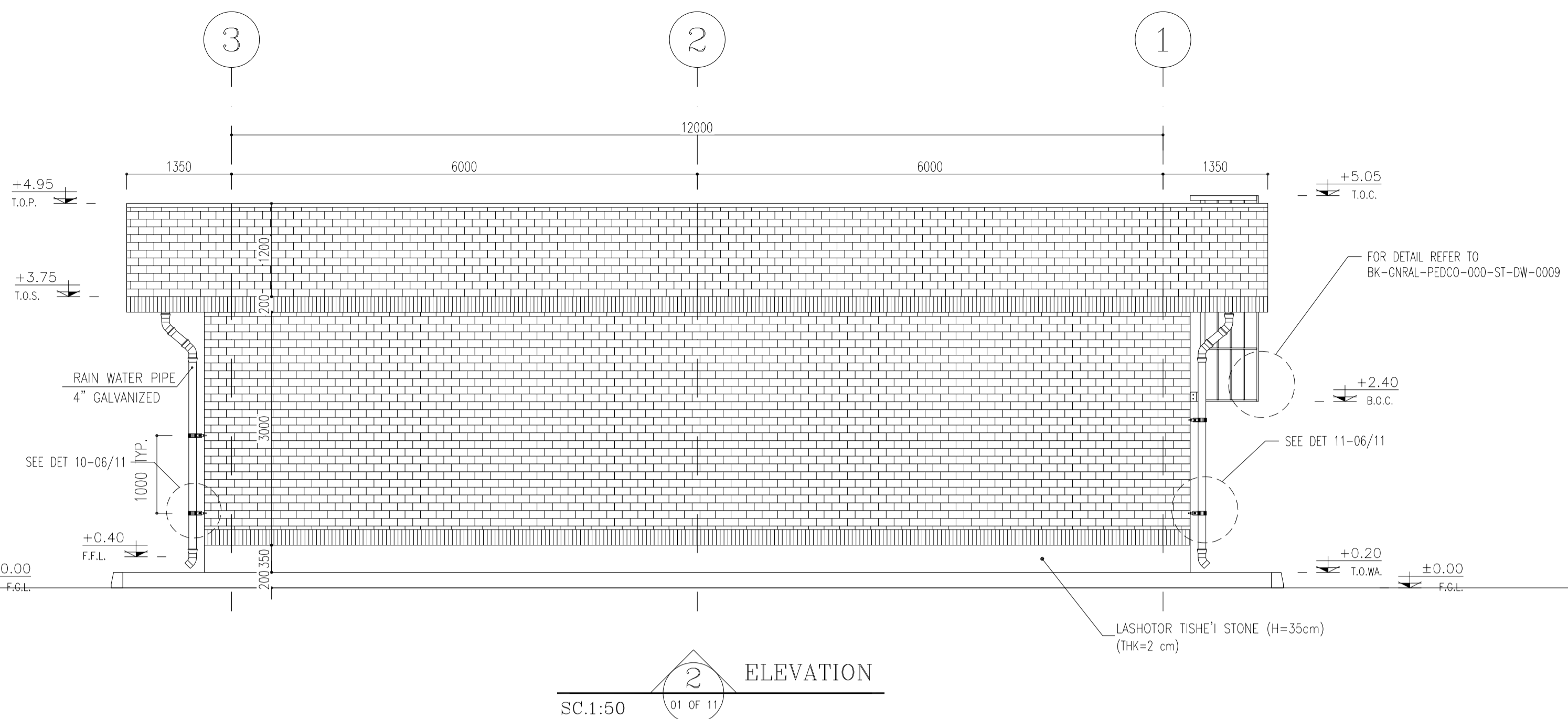
BRICK FACING

REFERENCE DRAWING	DRG. No.
STANDARD DRAWING FOR ARCHITECTURAL DETAILS	BK-GNRRAL-PEDCO-000-AR-DW-0001
SITE SEWAGE SYSTEM LAYOUT & DETAILS	BK-GCS-PEDCO-120-CV-PY-0001
CABLE TRENCH AND DUCT BANK LAYOUT	BK-GCS-PEDCO-120-CV-PY-0002
ROAD, PAVING AND PLANT FINISH GRADING LAYOUT & SECTIONS	BK-GCS-PEDCO-120-CV-PY-0005
ELECTRICAL CABLE ROUTE & SECTION LAYOUT FOR BUILDING & SHELTER	BK-GCS-PEDCO-120-EL-PY-0006
FOUNDATION DRAWING FOR CCTV CONTROL ROOM - BINAK GCS	BK-GCS-PEDCO-120-ST-DW-0075
STRUCTURAL DRAWING FOR CCTV CONTROL ROOM - BINAK GCS	BK-GCS-PEDCO-120-ST-DW-0076
STANDARD DETAILS FOR LADDER & SAFETY CAGE	BK-GNRRAL-PEDCO-000-ST-DW-0009
HVAC SYSTEM LAYOUT AND PLUMBING FOR CCTV CONTROL ROOM	BK-GCS-PEDCO-120-HV-PY-0009
PLUMBING & SEWAGE PIPING LAYOUT FOR CCTV CONTROL ROOM	BK-GCS-PEDCO-120-HV-PY-0013

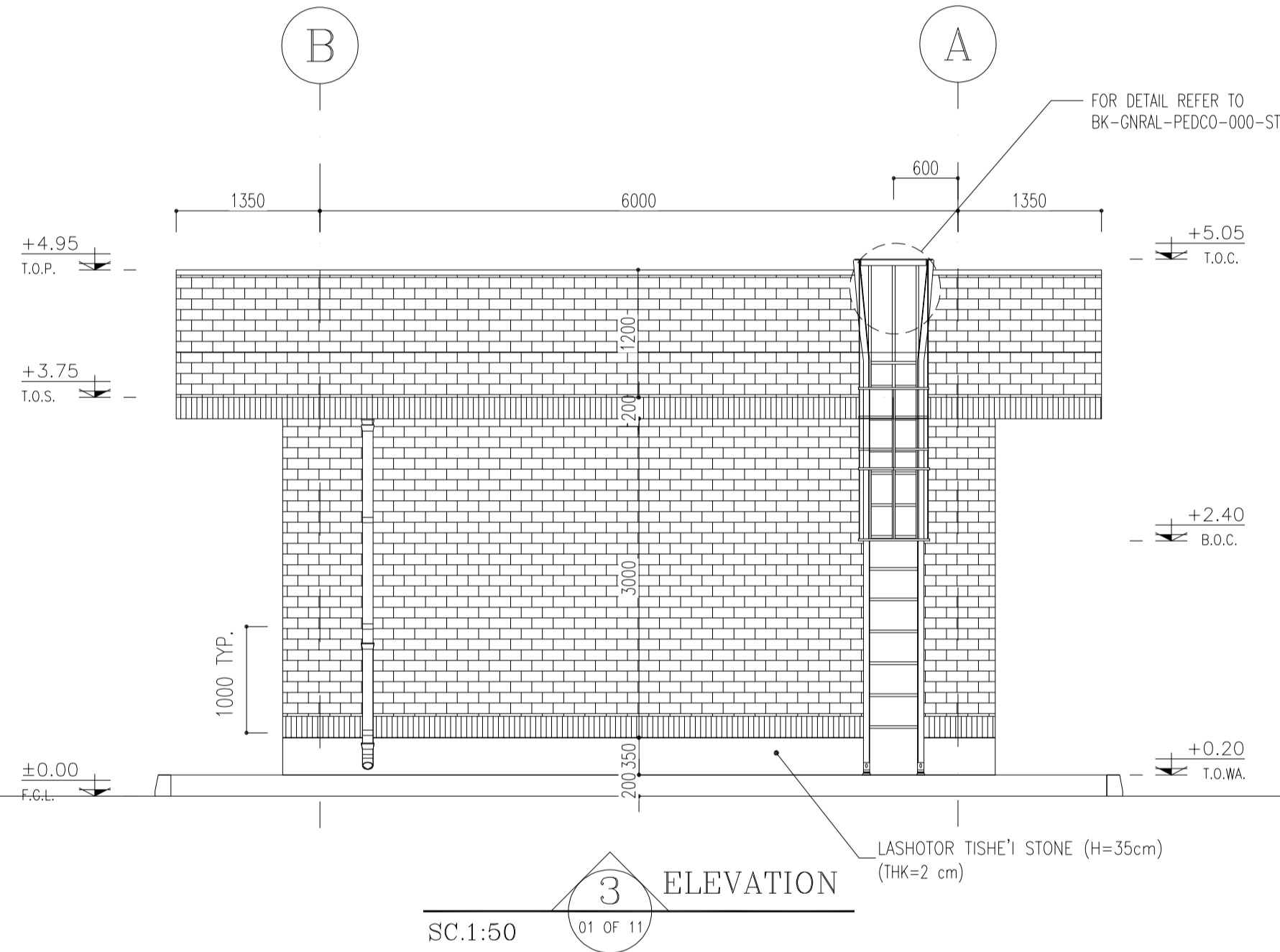
KEY PLAN



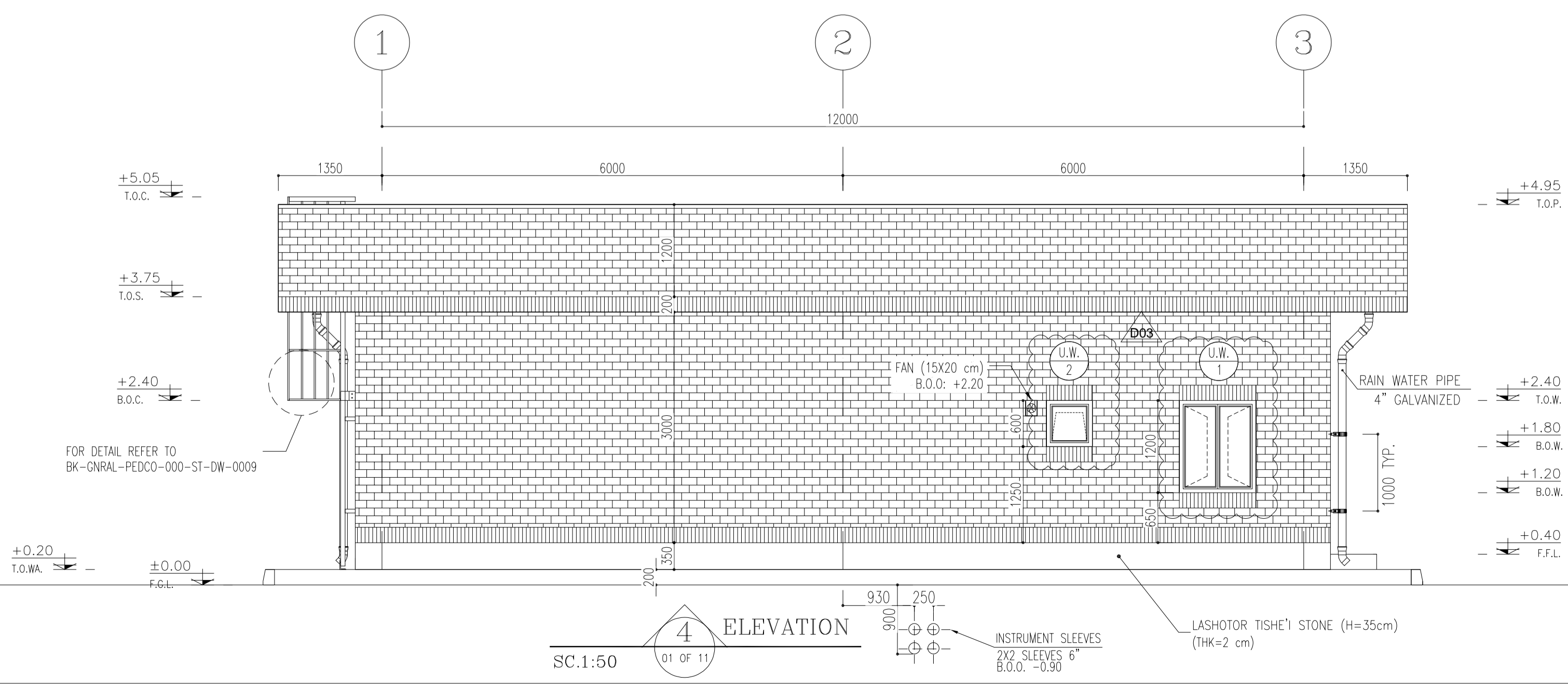
1 ELEVATION
SC.1:50
01 OF 11



2 ELEVATION
SC.1:50
01 OF 11



3 ELEVATION
SC.1:50
01 OF 11



4 ELEVATION
SC.1:50
01 OF 11

REV.	DATE	P.O.I.S	PREP.	CHK.	APP.	AUT.
D03	AUG.2023	IFA	R.BERLOUIE	M.FAKHARIAN	A.M.MOHSSENI	***
D02	MAY.2023	IFA	R.BERLOUIE	M.FAKHARIAN	M.MEHRSHAD	***
D01	OCT.2022	IFA	R.BERLOUIE	M.FAKHARIAN	M.MEHRSHAD	***
D00	JUN.2022	IFC	R.BERLOUIE	M.FAKHARIAN	M.MEHRSHAD	***

PROJECT NAME: BINAK OILFIELD DEVELOPMENT/SURFACE FACILITIES GAS COMPRESSOR STATION

PROJECT NO.: 971020

EPC CONTRACTOR: HIRGAN ENERGY - DESIGN & INSPECTION COMPANIES

EPD/EPC CONTRACTOR (GC): PETROIRAN DEVELOPMENT COMPANY

DRAWING TITLE: Architectural Drawing For CCTV Control Room - Binak GCS ELEVATIONS

SCALE	SIZE	DRAWING NO.	SHEET NO.	REV.	BUDGET REF.	LOCATION	SIZE	CLASS	SERIAL NO.	SHEET	REVISION
AS SHOWN	A1	BK-GCS-PEDCO-120-AR-DW-0008	04 OF 11	D03	053-073-9184	F	4	B	709396	04 OF 11	D03

احمل و کلیه نسخ این نقشه و حق امتیاز متعلق به شرکت ملی مناطق نفت خیز جنوب میباشد.

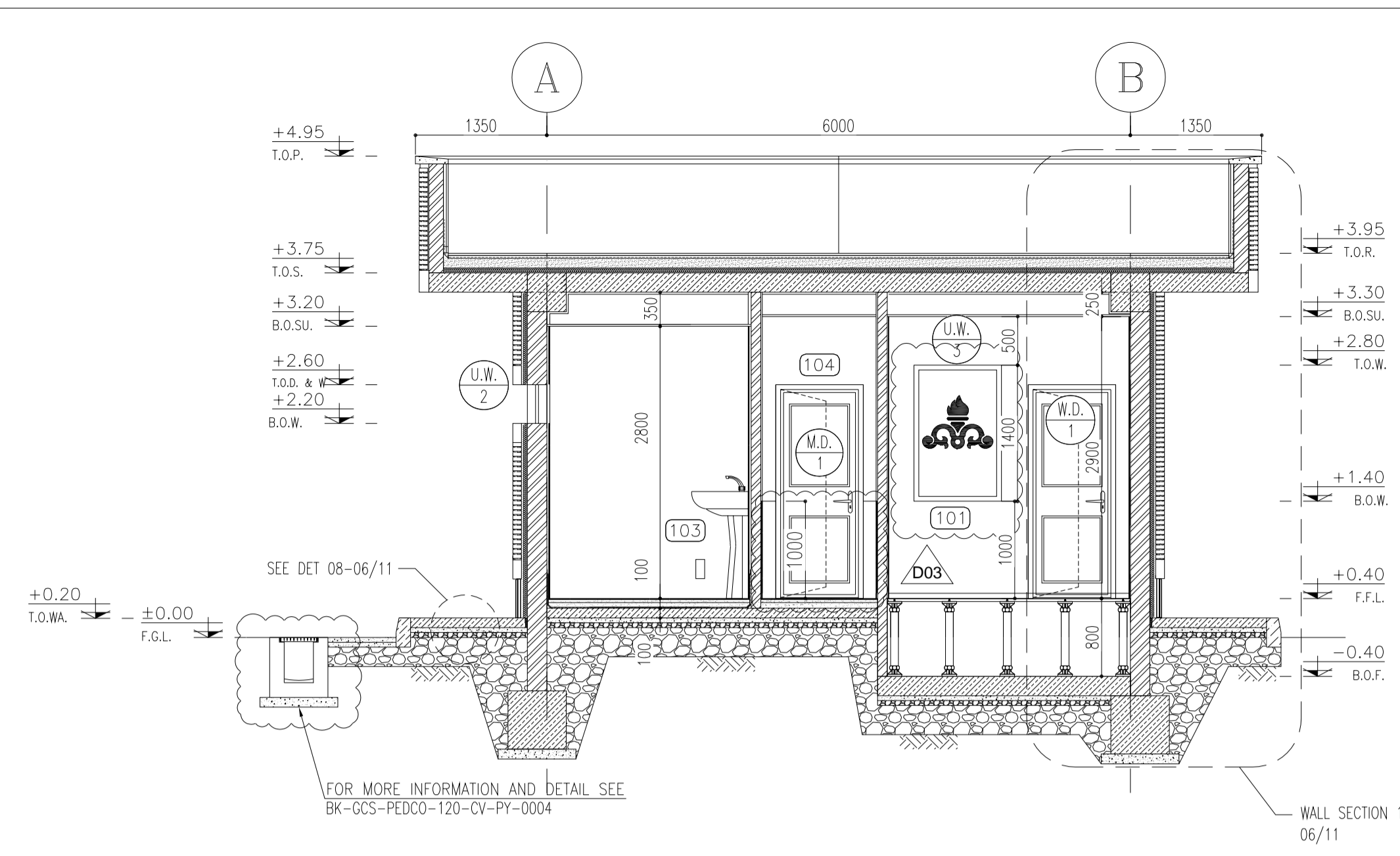
THE ORIGINAL AND ALL COPIES OF THIS DRAWING TOGETHER WITH THE COPYRIGHT THEREIN ARE THE SOLE PROPERTY OF N.I.S.O.C./ FIELDS

BINAK OILFIELD DEVELOPMENT SURFACE FACILITIES GAS COMPRESSOR STATION

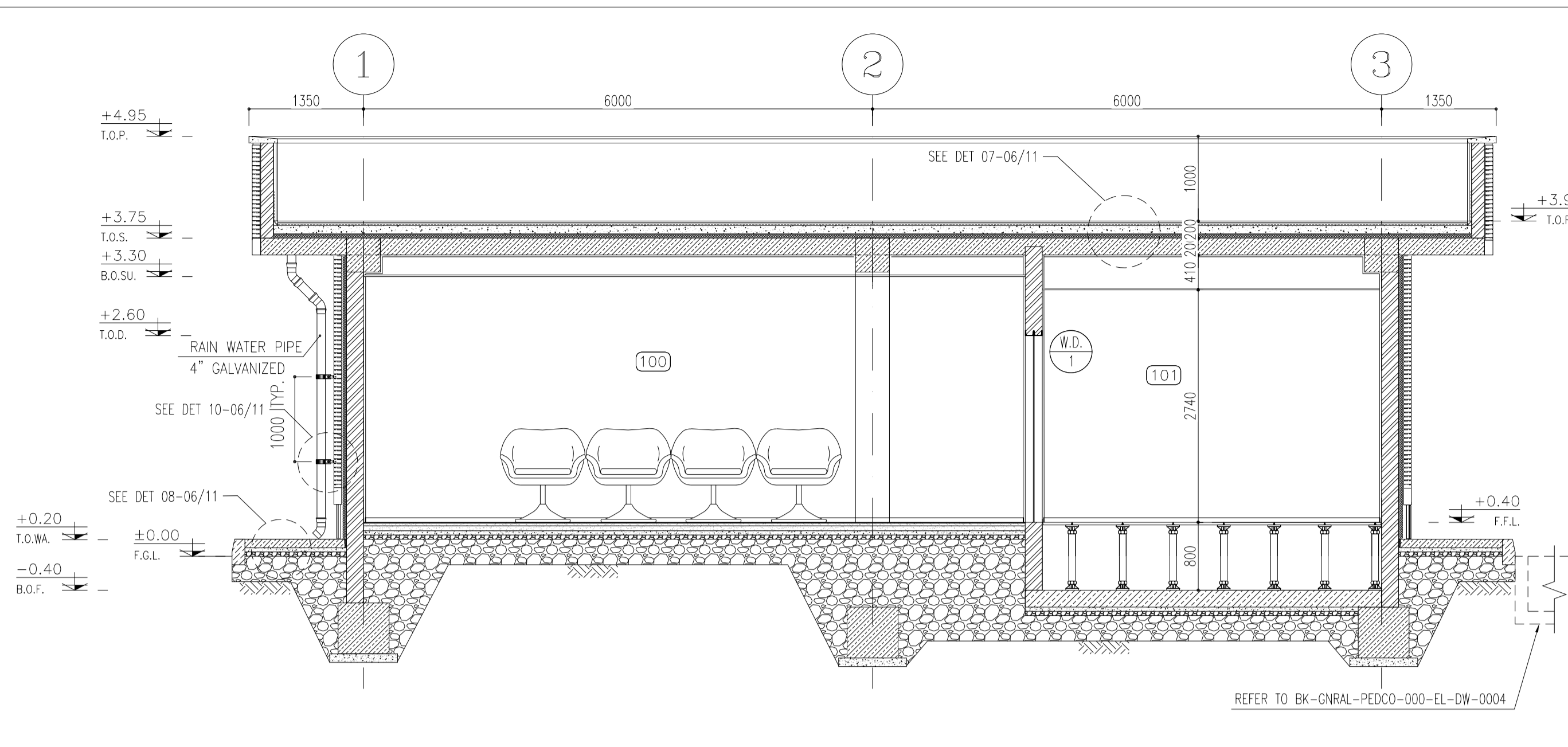
DATE	SCALE	DRAWING BY	CHECKED BY	PROJECT ENG.

NO CONSTRUCTION PERMITTED UNLESS DRAWING APPROVED

APPROVED FOR CONSTRUCTION	BY:	DATE:



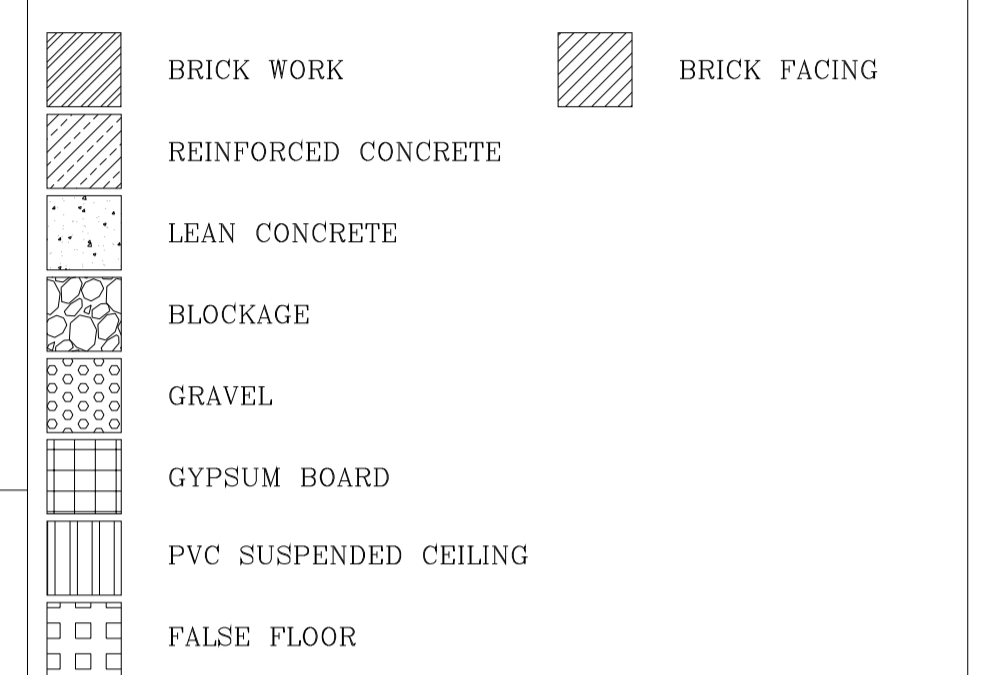
SECTION A
SC.1:50 01 OF 11



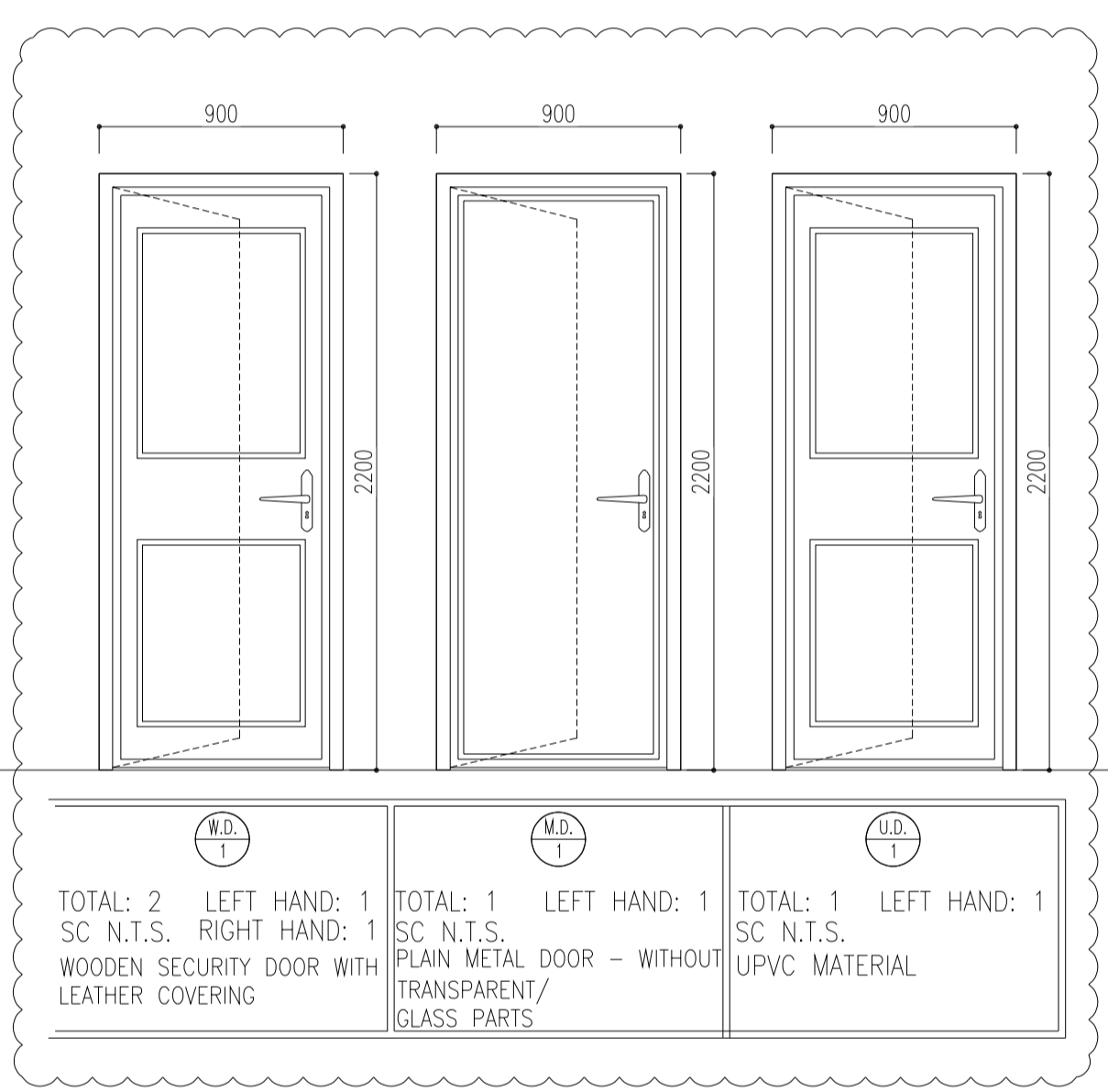
SECTION B
SC.1:50 01 OF 11

NOTES
 1. ALL DIMENSIONS ARE IN MILLIMETER & ALL ELEVATIONS ARE IN METER.
 2. ALL DIMENSIONS AND ELEVATIONS SHALL BE CHECKED BY THE CONTRACTOR PRIOR TO CONSTRUCTION.
 3. CONTRACTOR SHALL COMPILE ALL ARCHITECTURAL, MECHANICAL, ELECTRICAL, PIPING AND STRUCTURAL DRAWINGS AND IN CASE OF ANY CONFLICTS OR DISCREPANCY, INFORM THE ENGINEER.
 4. ALL MATERIALS ARE SELECTED FROM THE HIGHEST QUALITY AND MUST BE APPROVED BY THE CLIENT.
 5. ALL OPENINGS FOR PIPING/CABLING AND HVAC OPENINGS SHALL BE CONSIDERED AS PER RELATED DRAWINGS BEFORE CONSTRUCTION.
 6. FINISH GRADING LEVEL (F.G.L.) : +11.20 (M.S.L.) = +9.00 (LOCAL)

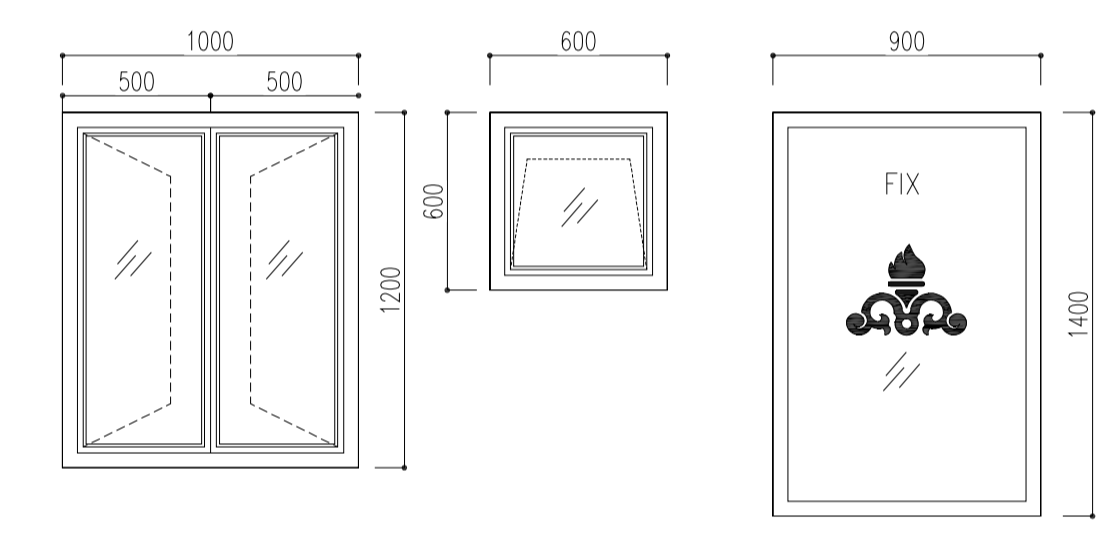
LEGEND
 F.F.L. FINISHED FLOOR LEVEL
 T.O.W.A. TOP OF WALKWAY
 T.O.P. TOP OF PARAPET
 T.O.S. TOP OF SLAB
 T.O.D. TOP OF DOOR
 T.O.W. TOP OF WINDOW
 B.O.W. BOTTOM OF WINDOW
 T.O.C. TOP OF CAGE
 B.O.C. BOTTOM OF CAGE
 B.O.F. BOTTOM OF FALSE FLOOR
 B.O.S.U. BOTTOM OF SUSPENDED
 B.O.S. BOTTOM OF SLEEVE
 T.O.R. TOP OF ROOF



REFERENCE DRAWING	DRG. No.
STANDARD DRAWING FOR ARCHITECTURAL DETAILS	BK-GNRL-PEDCO-000-AR-DW-0001
SITE SEWERAGE SYSTEM LAYOUT & DETAILS	BK-GCS-PEDCO-120-CV-PY-0001
CABLE TRENCH AND DUCT BANK LAYOUT	BK-GCS-PEDCO-120-CV-PY-0002
ROAD, PAVING AND PLANT FINISH GRADING LAYOUT & SECTIONS	BK-GCS-PEDCO-120-CV-PY-0005
ELECTRICAL CABLE ROUTE & SECTION LAYOUT FOR BUILDING & SHELLER	BK-GCS-PEDCO-120-EL-PY-0006
FOUNDATION DRAWING FOR CCTV CONTROL ROOM - BINAK GCS	BK-GCS-PEDCO-120-ST-DW-0075
STRUCTURAL DRAWING FOR CCTV CONTROL ROOM - BINAK GCS	BK-GCS-PEDCO-120-ST-DW-0076
STANDARD DETAILS FOR LADDER & SAFETY CAGE	BK-GNRL-PEDCO-000-ST-DW-0009
HVAC SYSTEM LAYOUT AND PLUMBING FOR CCTV CONTROL ROOM	BK-GCS-PEDCO-120-HV-PY-0009
PLUMBING & SEWERAGE PIPING LAYOUT FOR CCTV CONTROL ROOM	BK-GCS-PEDCO-120-HV-PY-0013



TOTAL: 2 LEFT HAND: 1 SC N.T.S. RIGHT HAND: 1 WOODEN SECURITY DOOR WITH LEATHER COVERING
 TOTAL: 1 LEFT HAND: 1 SC N.T.S. PLAIN METAL DOOR - WITHOUT TRANSPARENT/ GLASS PARTS
 TOTAL: 1 LEFT HAND: 1 SC N.T.S. UPVC MATERIAL

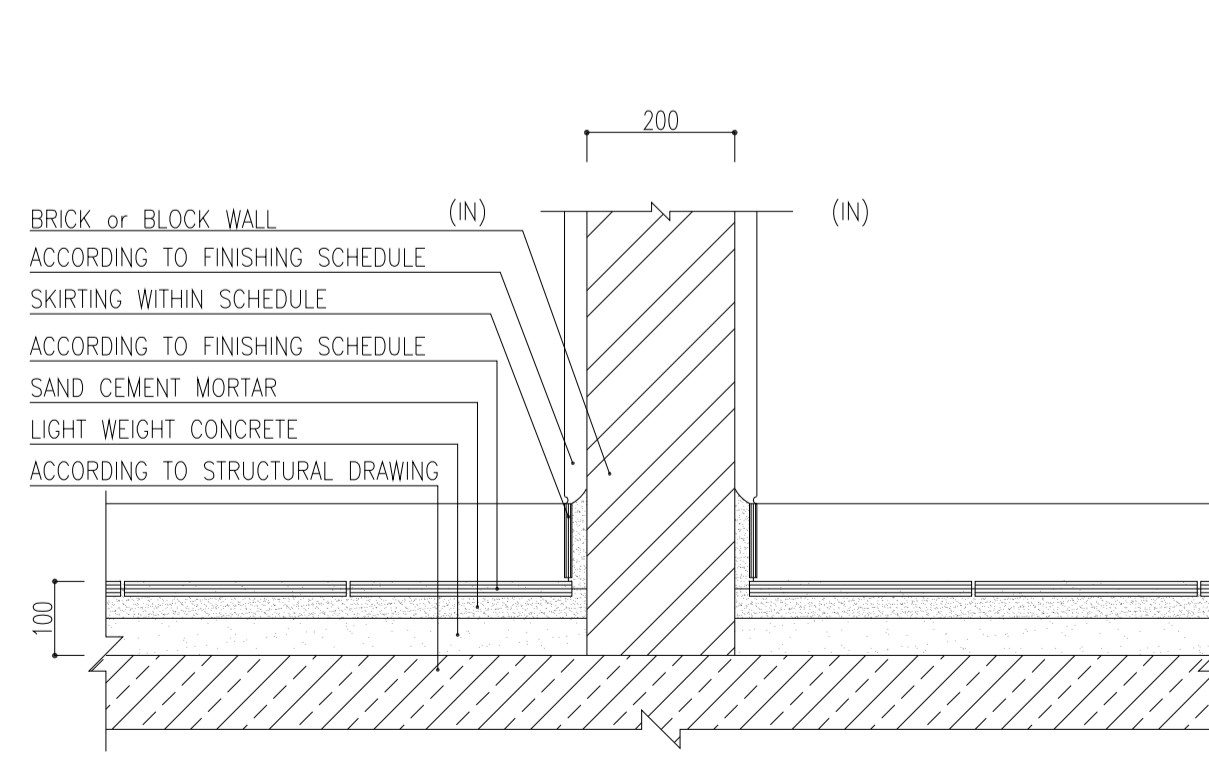


TOTAL: 1 SC N.T.S. UPVC MATERIAL
 TOTAL: 1 SC N.T.S. UPVC MATERIAL
 TOTAL: 1 SC N.T.S. UPVC MATERIAL

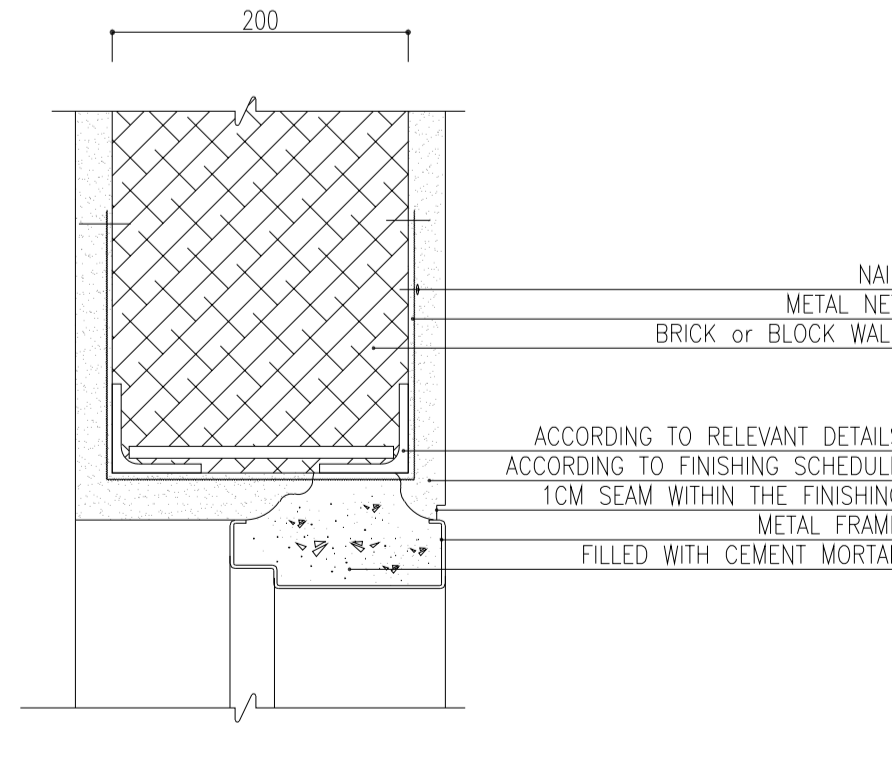
NO.	AREA	FLOOR	MATERIAL DIMENSION	SKIRTING	WALL	CEILING
100	CONTROL ROOM	GRANITE PLAQUE STONE	(60x60)	GRANITE STONE (H=100CM)	FIRST GRADE MDF WALL COVERING UP TO +2.80	GYPSUM BOARD 60x60 REMOVABLE SUSPENDED CEILING
101	RACK ROOM	ANTI-STATIC RAISED FLOOR TILES	(60x60)	GRANITE STONE (H=100CM)	MARBLE STONE UP TO 2.80	GYPSUM BOARD 60x60 REMOVABLE SUSPENDED CEILING
102	PANTRY	FIRST CLASS IRANIAN CERAMIC TILES	(30x30)	-	GLAZED TILE 25x30 UP TO +2.80	PVC SUSPENDED CEILING
103	WC	FIRST CLASS IRANIAN CERAMIC TILES	(30x30)	-	GLAZED TILE 25x30 UP TO +2.80	PVC SUSPENDED CEILING
104	ENTRANCE	GRANITE PLAQUE STONE	(60x60)	GRANITE STONE (H=100CM)	GYPSUM PLASTER + OIL PAINT + CEMENT PLASTER LAYER	GYPSUM BOARD 60x60 REMOVABLE SUSPENDED CEILING
-	ROOF	TERRAZZO TILE FIRST GRADE	(30x30)	TERRAZZO TILE (30x30x2.5)	CEMENT PLASTER	-

3 FINISHING SCHEDULE

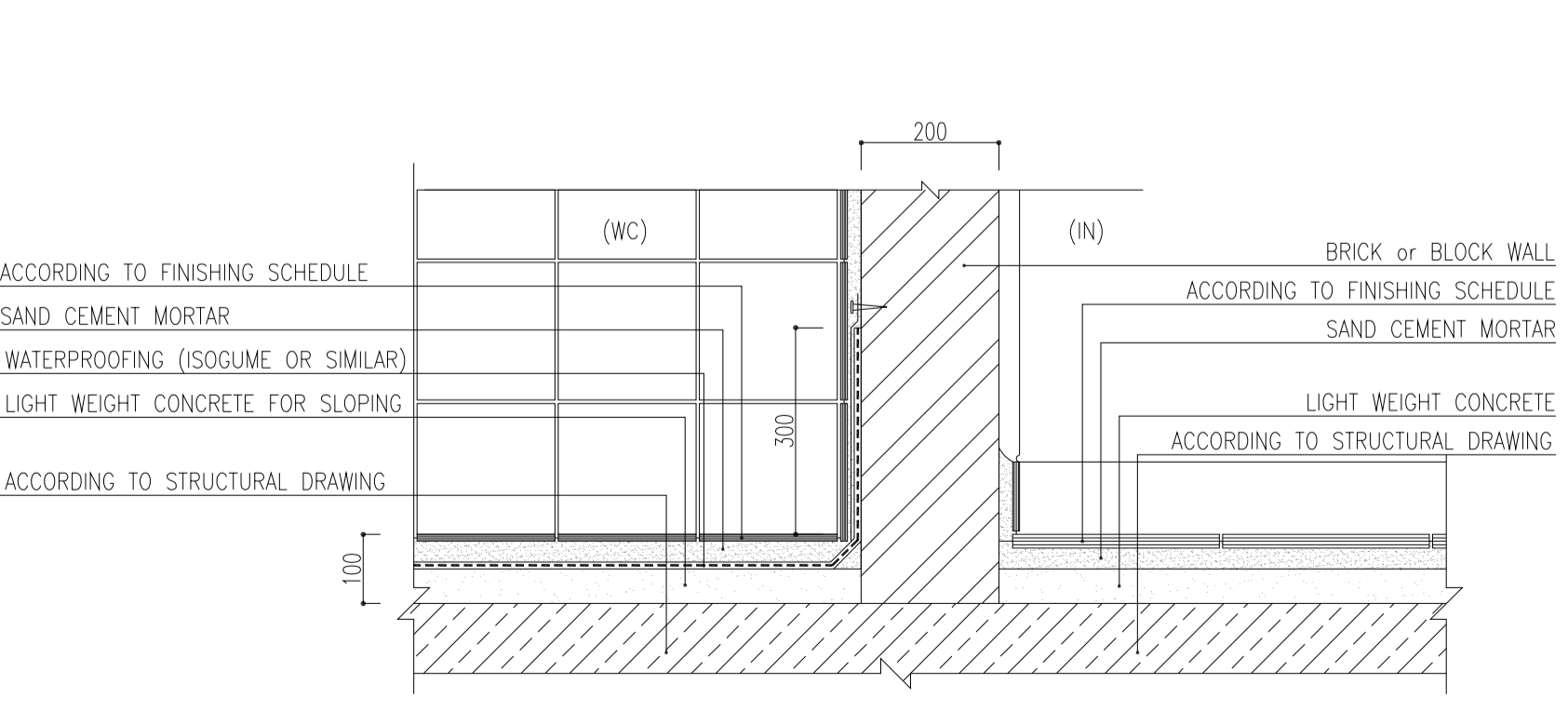
KEY PLAN



DETAIL 01
Sc:1/10



DETAIL 02
Sc:1/5



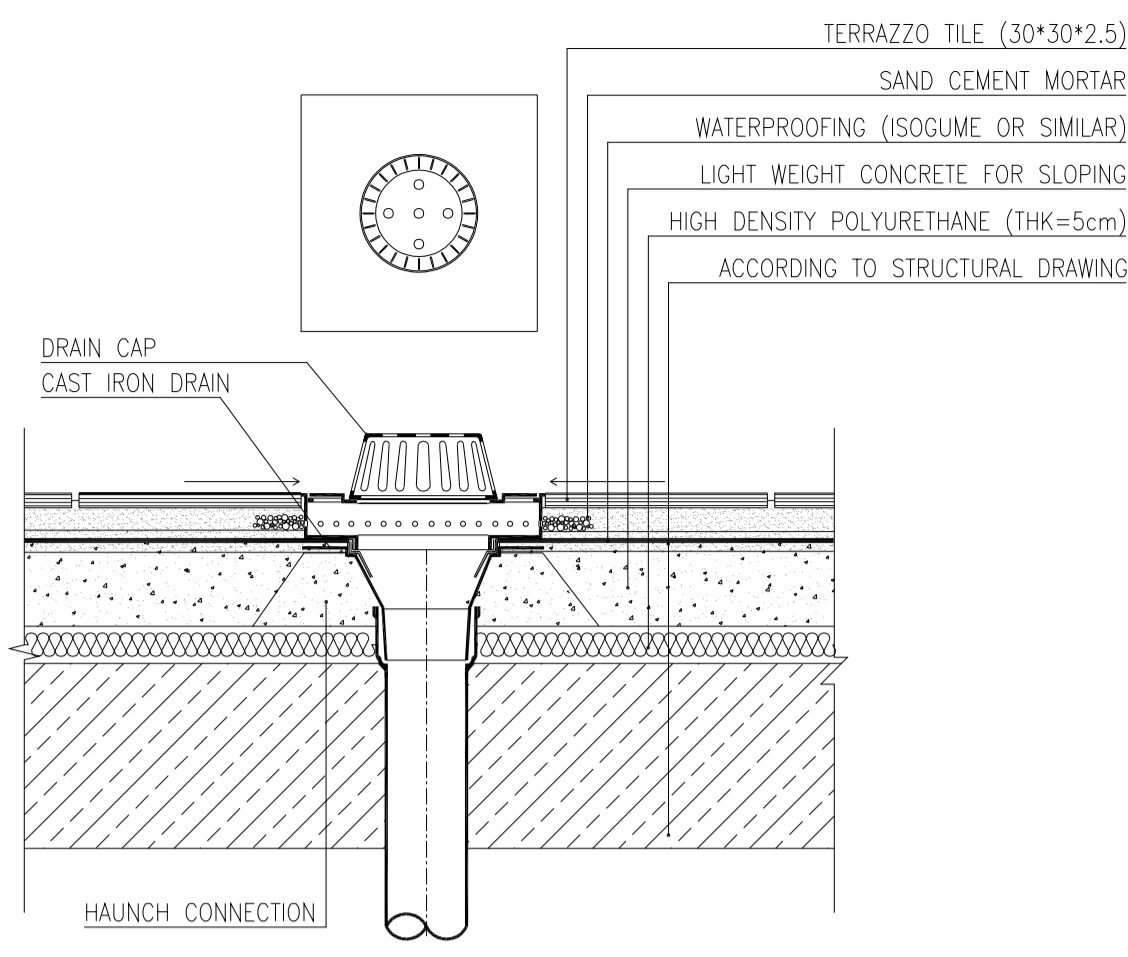
DETAIL 03
Sc:1/10

REV.	DATE	P.O.I.S	PREP.	CHK.	APP.	AUT.
DO3	AUG.2023	IFA	R.BERLOUIE	M.FAKHARIAN	A.M.MOHSSENI	***
DO2	MAY.2023	IFA	R.BERLOUIE	M.FAKHARIAN	M.MEHRSHAD	***
DO1	OCT.2022	IFA	R.BERLOUIE	M.FAKHARIAN	M.MEHRSHAD	***
DO0	JUN.2022	IFC	R.BERLOUIE	M.FAKHARIAN	M.MEHRSHAD	***

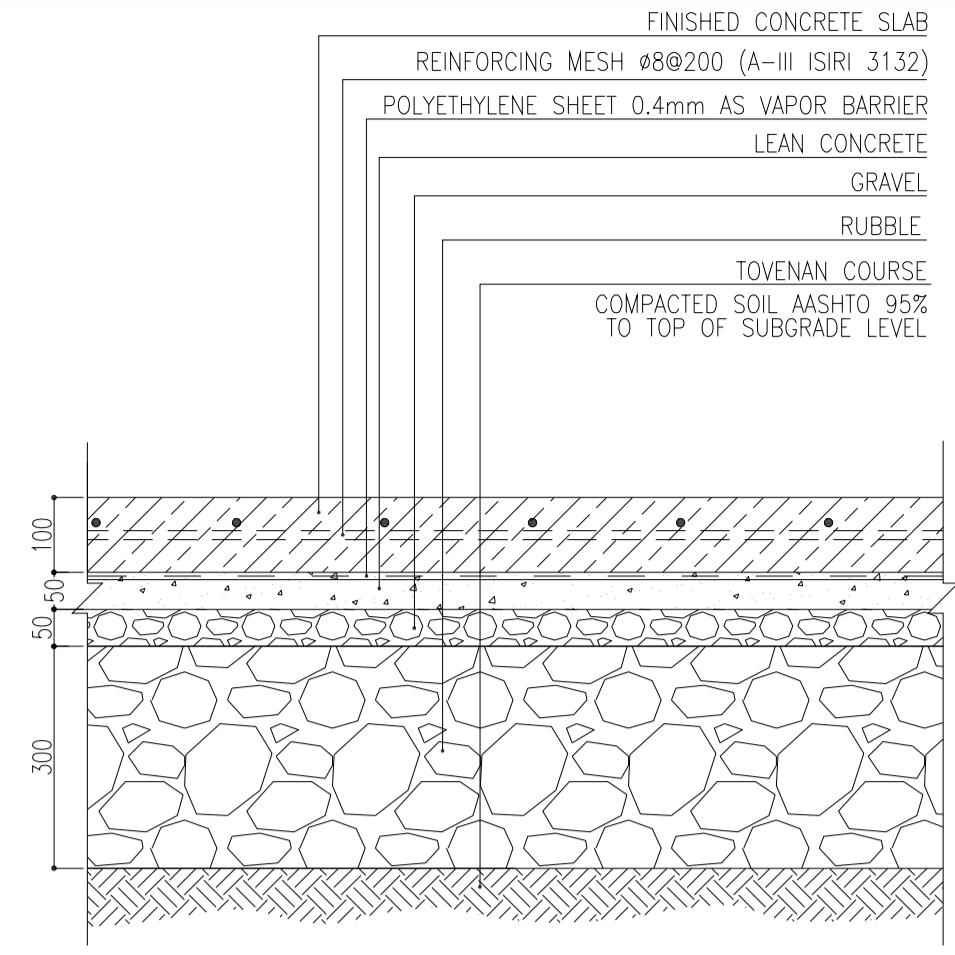
PROJECT NAME: BINAK OILFIELD DEVELOPMENT/SURFACE FACILITIES GAS COMPRESSOR STATION
 PROJECT NO.: 971020
 EPC CONTRACTOR: HIRGAN ENERGY - DESIGN & INSPECTION COMPANIES
 EPD/EPC CONTRACTOR (GC): PETROIRAN DEVELOPMENT COMPANY
 DRAWING TITLE: Architectural Drawing For CCTV Control Room - Binak GCS SECTIONS AND DETAILS
 SCALE: AS SHOWN
 SHEET NO.: 05 OF 11
 REV.: D03

DATE	SCALE	DRAWING BY	CHECKED BY	PROJECT ENG.

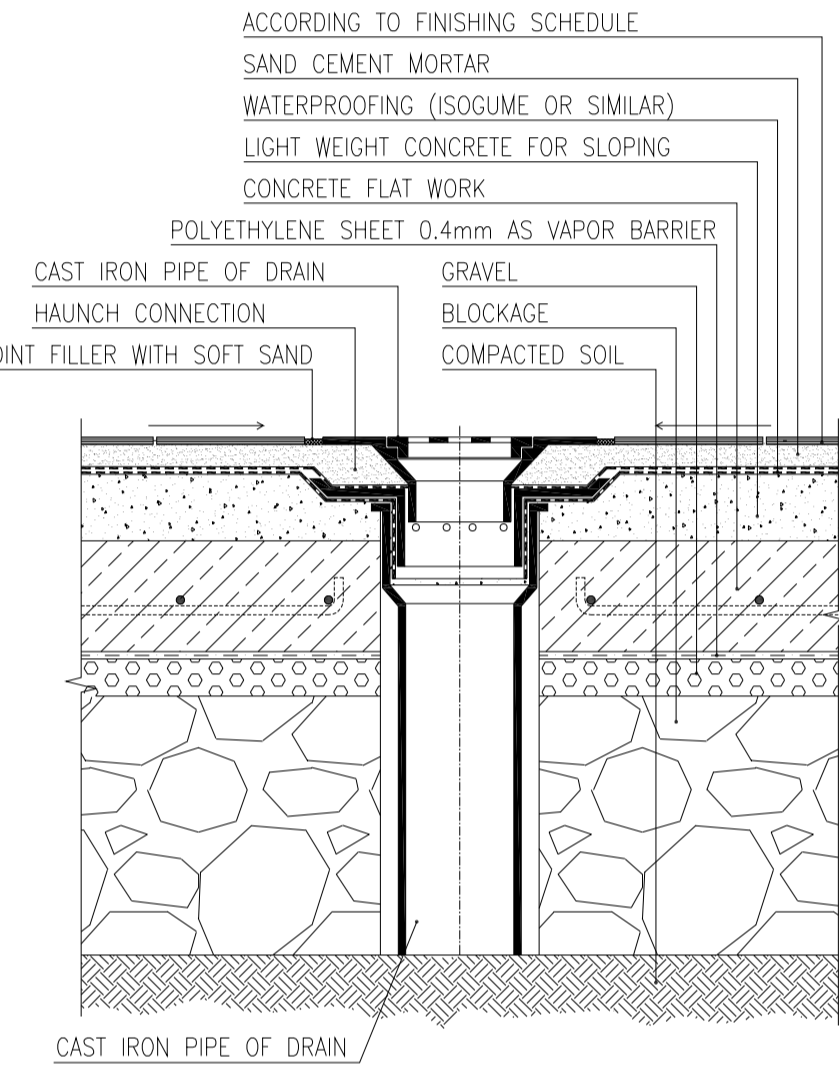
NO CONSTRUCTION PERMITTED UNLESS DRAWING APPROVED
 APPROVED FOR CONSTRUCTION BY: DATE:
 BUDGET REF. LOCATION SIZE CLASS SERIAL NO. SHEET REVISION
 053-073-9184 F 4 B 709396 05 OF 11 DO3



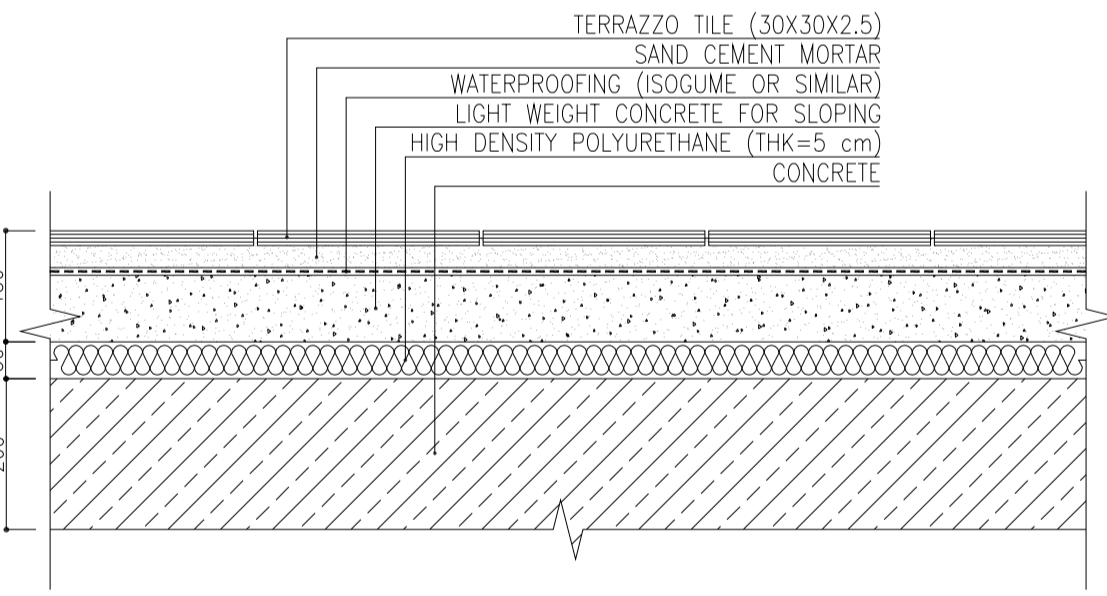
DETAIL 04
Sc:1/10



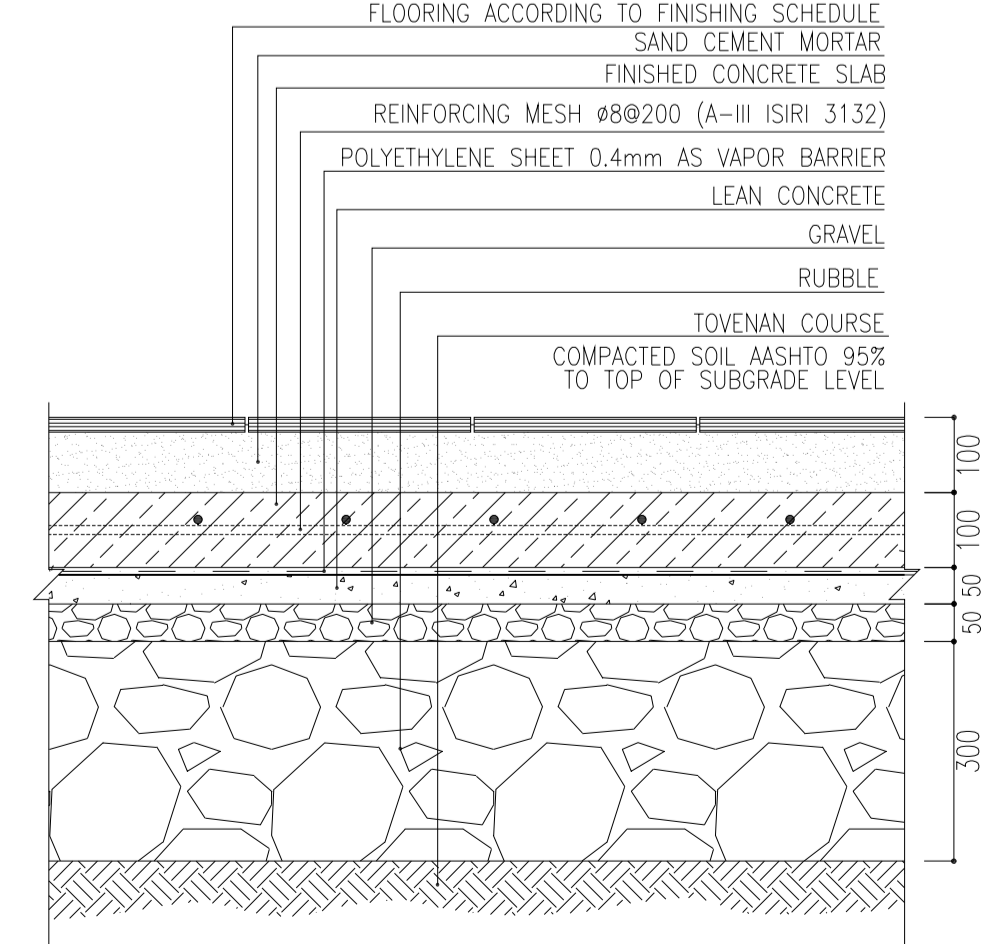
DETAIL 08
Sc:1/10



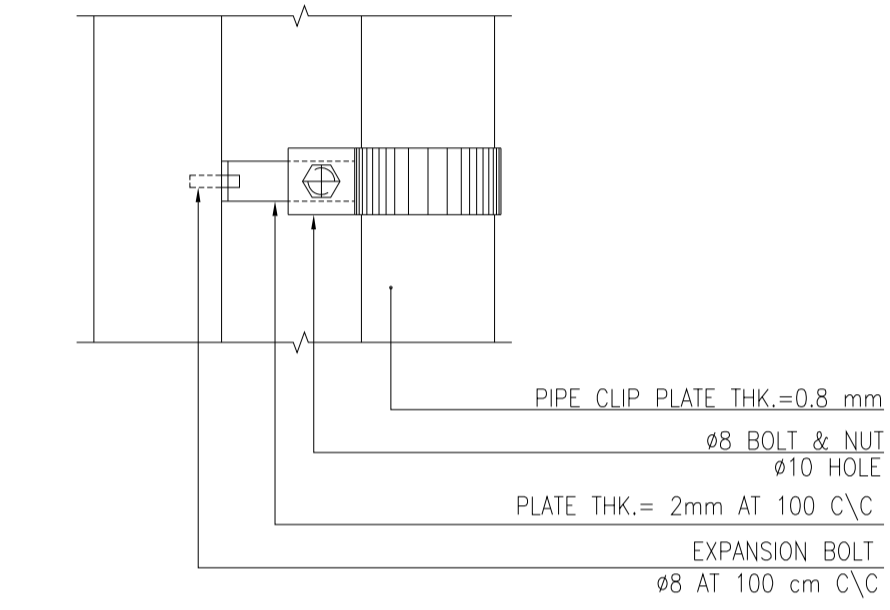
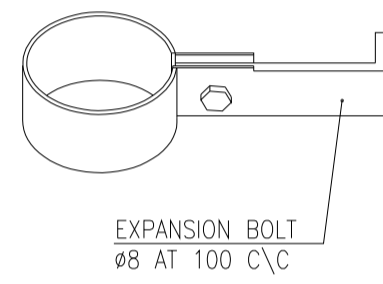
DETAIL 05
Sc:1/10



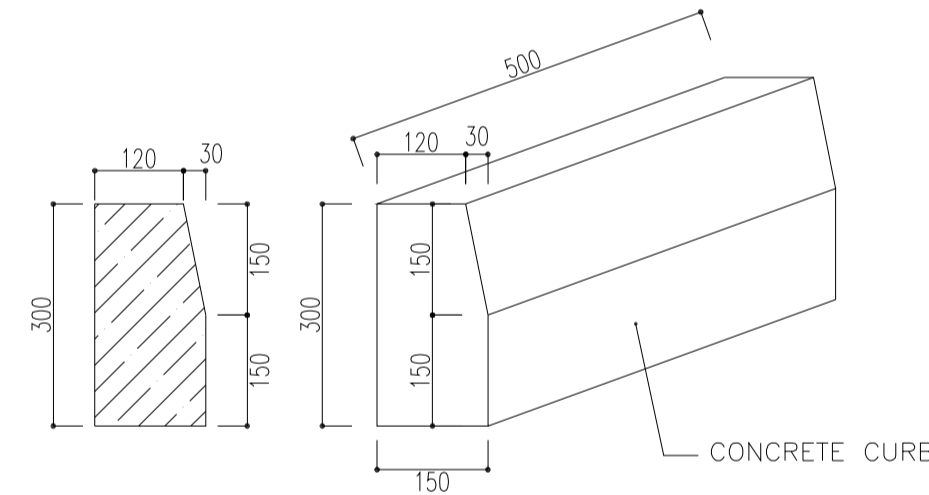
DETAIL 06
Sc:1/10



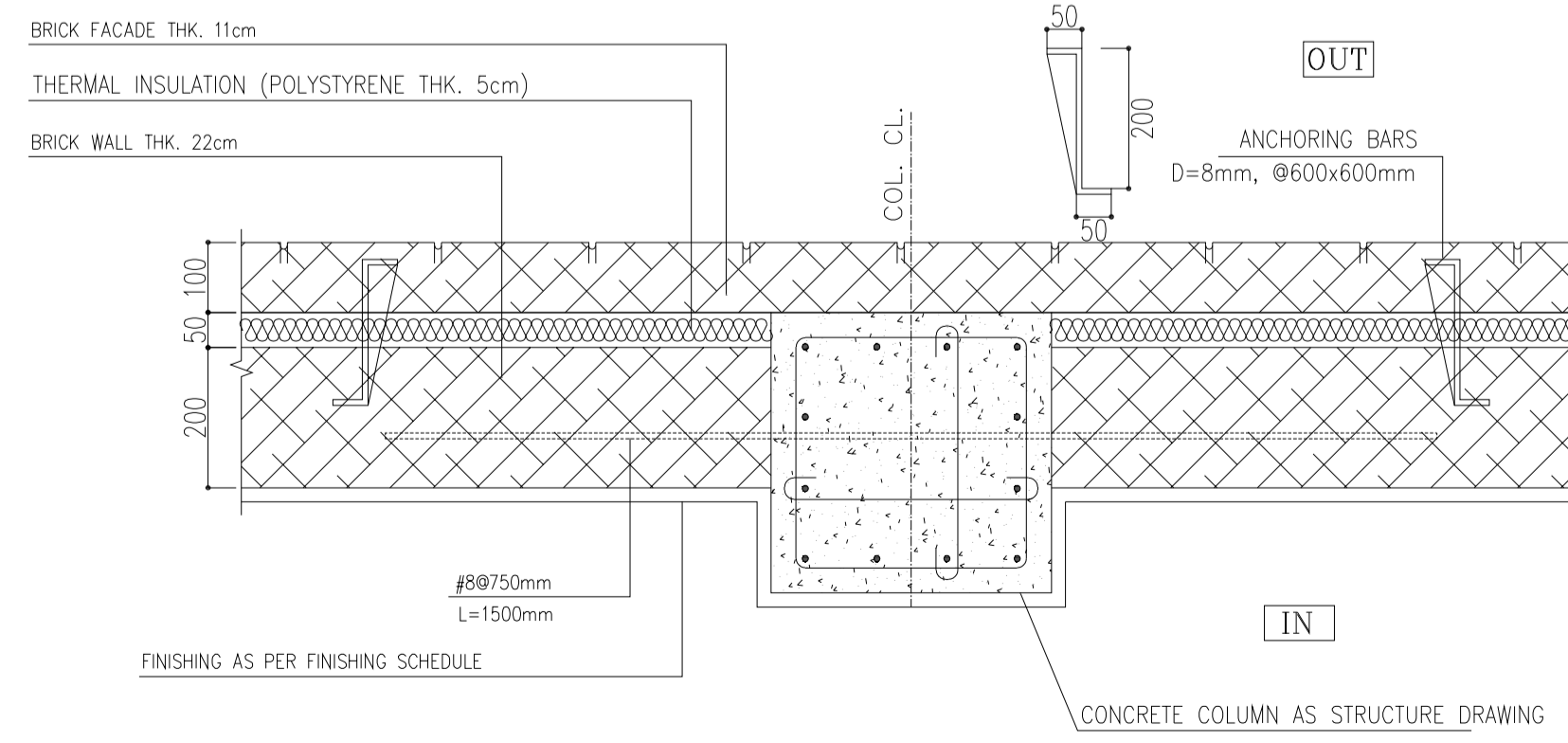
DETAIL 07
Sc:1/10



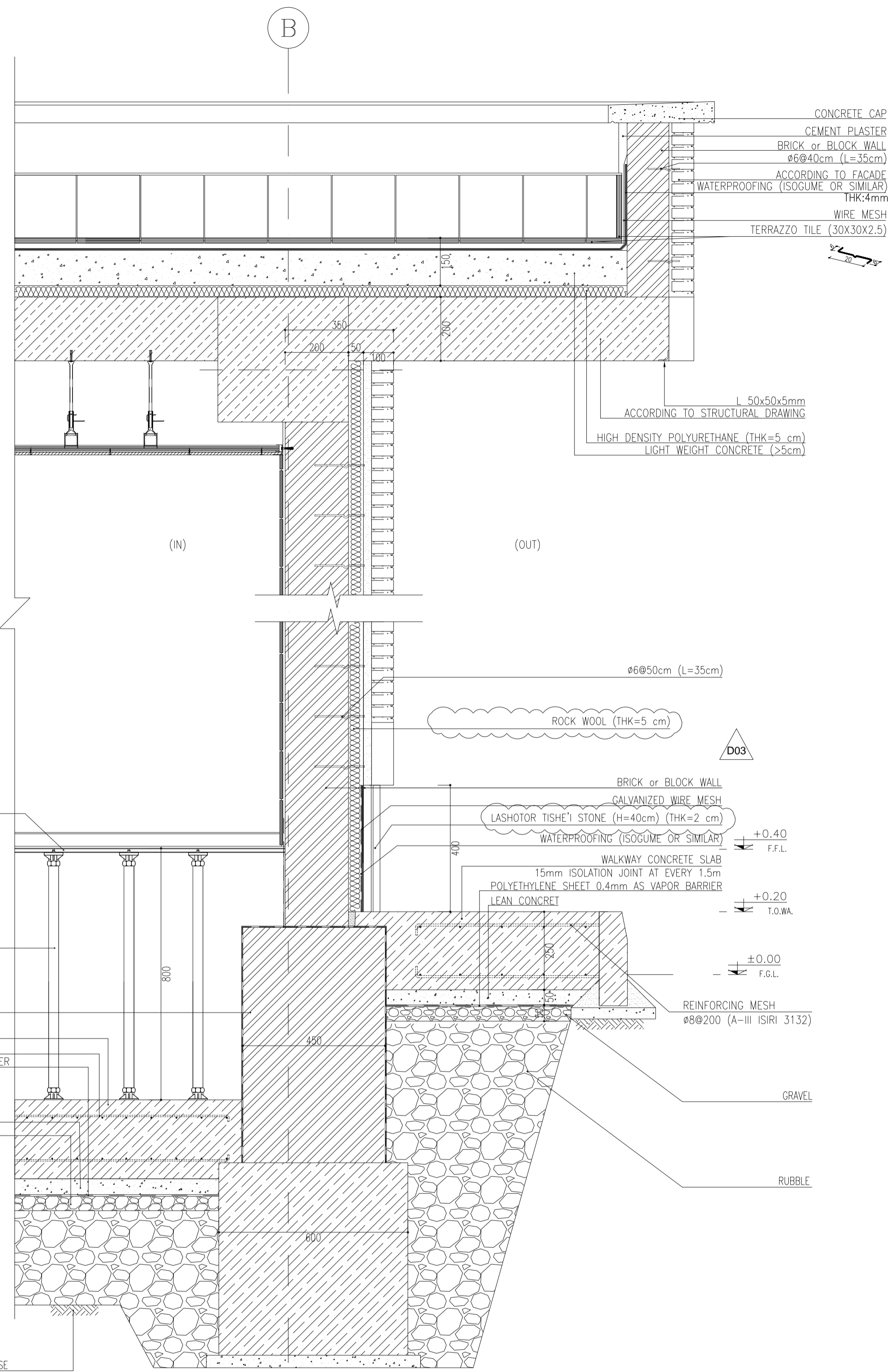
DETAIL 10
Sc:1/5



DETAIL 11
Sc:1/10



DETAIL 12
Sc:1/10



1 WALL SECTION 1
02 OF 11 SC:1:20

NOTES

- ALL DIMENSIONS ARE IN MILLIMETER & ALL ELEVATIONS ARE IN METER.
- ALL DIMENSIONS AND ELEVATIONS SHALL BE CHECKED BY THE CONTRACTOR PRIOR TO CONSTRUCTION.
- CONTRACTOR SHALL COMPLY ALL ARCHITECTURAL, MECHANICAL, ELECTRICAL, PIPING AND STRUCTURAL DRAWINGS AND IN CASE OF ANY CONFLICTS OR DISCREPANCY, INFORM THE ENGINEER.
- ALL MATERIALS ARE SELECTED FROM THE HIGHEST QUALITY AND MUST BE APPROVED BY THE CLIENT.
- ALL OPENINGS FOR PIPING/CABLES AND HVAC OPENINGS SHALL BE CONSIDERED AS PER RELATED DRAWINGS BEFORE CONSTRUCTION.
- FINISH GRADING LEVEL (F.G.L.) : +11.20 (M.S.L.) = +9.00 (LOCAL)

LEGEND

F.F.L. FINISHED FLOOR LEVEL
T.O.W.A. TOP OF WALKWAY
T.O.P. TOP OF PARAPET
T.O.S. TOP OF SLAB
T.O.D. TOP OF DOOR
T.O.W. TOP OF WINDOW
B.O.W. BOTTOM OF WINDOW
T.O.C. TOP OF CAGE
B.O.C. BOTTOM OF CAGE
B.O.F. BOTTOM OF FALSE FLOOR
B.O.SU. BOTTOM OF SUSPENDED
B.O.S. BOTTOM OF SLEEVE

BRICK WORK BRICK FACING
REINFORCED CONCRETE
LEAN CONCRETE
BLOCKAGE
GRAVEL
GYPSUM BOARD
PVC SUSPENDED CEILING
FALSE FLOOR

REFERENCE DRAWING

REFERENCE DRAWING	DRG. No.
STANDARD DRAWING FOR ARCHITECTURAL DETAILS	BK-GNRL-PEDCO-000-AR-DW-0001
SITE SEWAGE SYSTEM LAYOUT & DETAILS	BK-GCS-PEDCO-120-CV-PY-0001
CABLE TRENCH AND DUCT BANK LAYOUT	BK-GCS-PEDCO-120-CV-PY-0002
ROAD, PAVING AND PLANT FINISH GRADING LAYOUT & SECTIONS	BK-GCS-PEDCO-120-CV-PY-0005
ELECTRICAL CABLE ROUTE & SECTION LAYOUT FOR BUILDING & SHELTER	BK-GCS-PEDCO-120-EL-PY-0006
FOUNDATION DRAWING FOR CCTV CONTROL ROOM - BINAK GCS	BK-GCS-PEDCO-120-ST-DW-0075
STRUCTURAL DRAWING FOR CCTV CONTROL ROOM - BINAK GCS	BK-GCS-PEDCO-120-ST-DW-0076
STANDARD DETAILS FOR LADDER & SAFETY CAGE	BK-GNRL-PEDCO-000-ST-DW-0009
HVAC SYSTEM LAYOUT AND PLUMBING FOR CCTV CONTROL ROOM	BK-GCS-PEDCO-120-HV-PY-0009
PLUMBING & SEWAGE PIPING LAYOUT FOR CCTV CONTROL ROOM	BK-GCS-PEDCO-120-HV-PY-0013

KEY PLAN

REV.	DATE	P.O.I.S	PREP.	CHK.	APP.	AUT.
D03	AUG.2023	IFA	R.BERLOUE	M.FAKHARIAN	A.M.MOHSSENI	***
D02	MAY.2023	IFA	R.BERLOUE	M.FAKHARIAN	M.MEHRSHAD	***
D01	OCT.2022	IFA	R.BERLOUE	M.FAKHARIAN	M.MEHRSHAD	***
D00	JUN.2022	IFC	R.BERLOUE	M.FAKHARIAN	M.MEHRSHAD	***

PROJECT NAME: BINAK OILFIELD DEVELOPMENT/SURFACE FACILITIES GAS COMPRESSOR STATION

PROJECT NO.: 971020

EPC CONTRACTOR: HIRGAN ENERGY - DESIGN & INSPECTION COMPANIES

EPD/EPC CONTRACTOR (GC): PETROIRAN DEVELOPMENT COMPANY

DRAWING TITLE: Architectural Drawing For CCTV Control Room - Binak GCS WALL SECTION AND DETAILS

SCALE	SIZE	DRAWING NO.	SHEET NO.	REV.
AS SHOWN	A1	BK-GCS-PEDCO-120-AR-DW-0008	06 OF 11	D03

احمل و کلیه نسخ این نقشه و حق امتیاز متعلق به شرکت ملی مناطق نفت خیز جنوب میباشد.

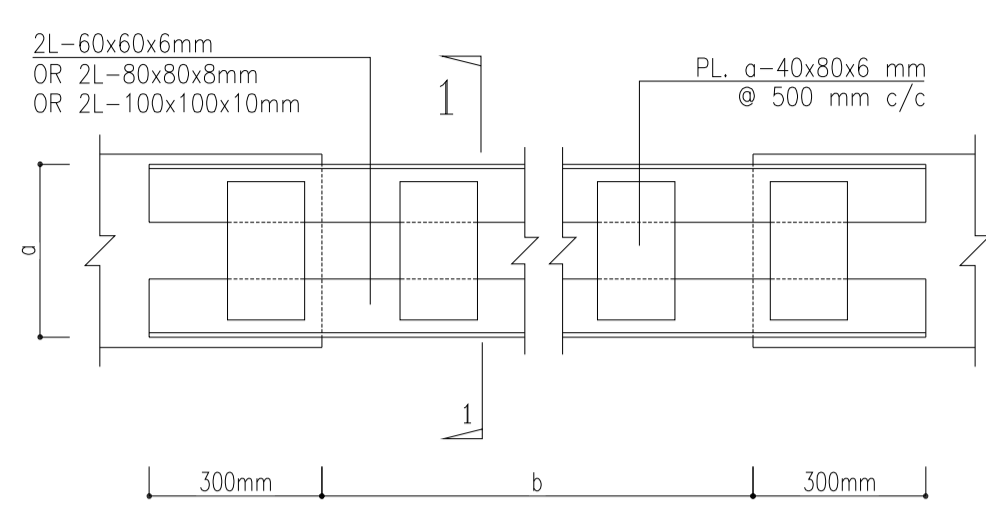
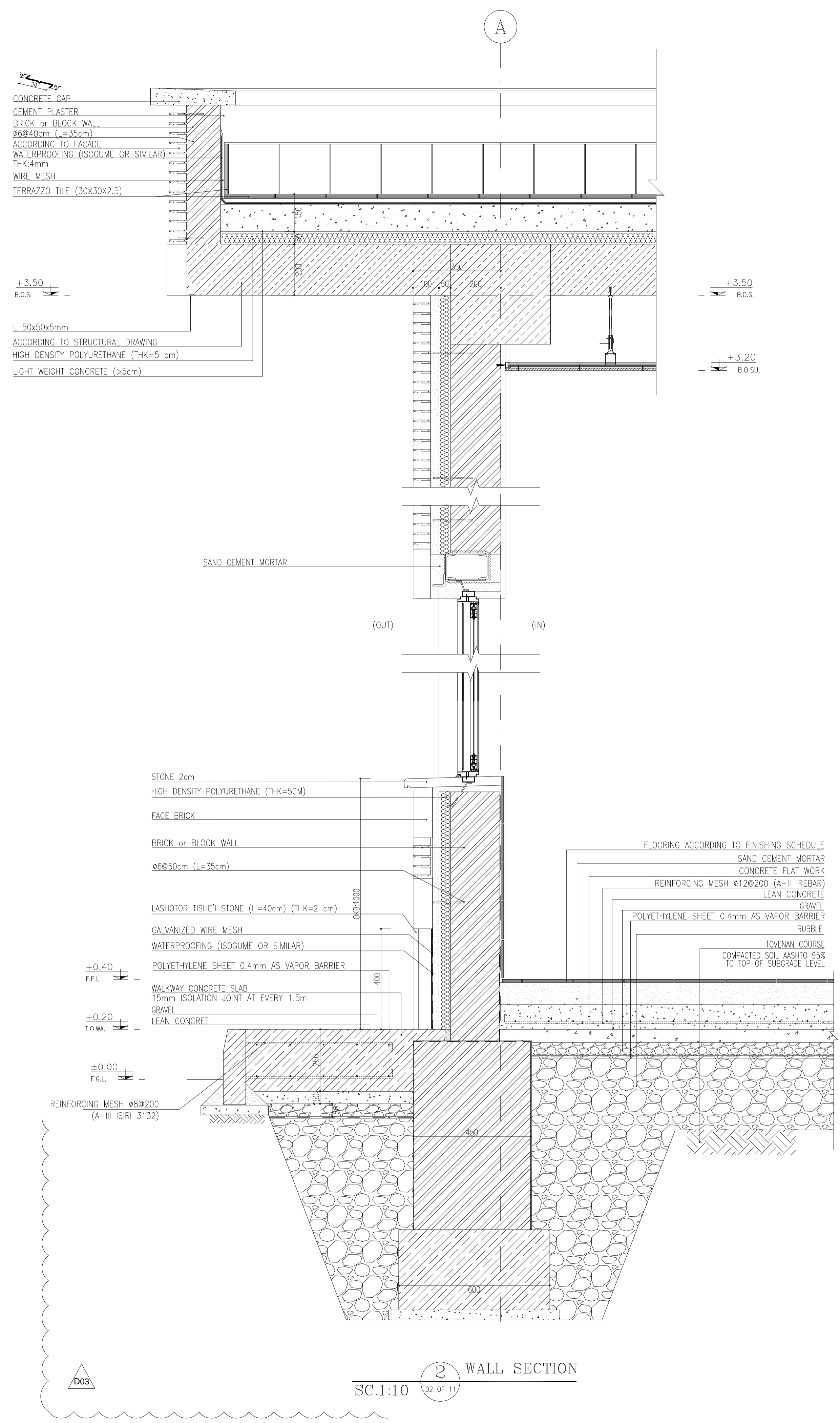
THE ORIGINAL AND ALL COPIES OF THIS DRAWING TOGETHER WITH THE COPYRIGHT THEREIN ARE THE SOLE PROPERTY OF N.I.S.O.C./ FIELDS

DATE	SCALE	DRAWING BY	CHECKED BY	PROJECT ENG.

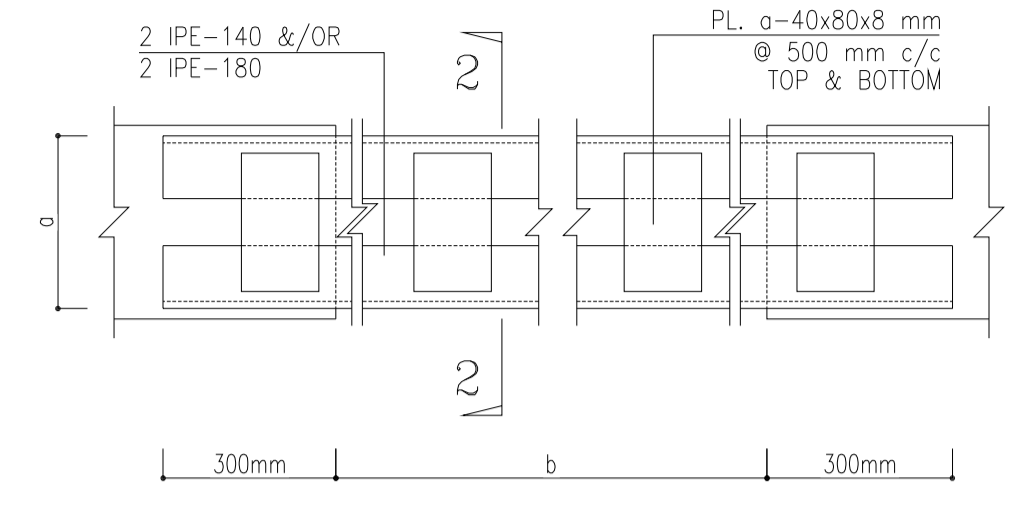
NO CONSTRUCTION PERMITTED UNLESS DRAWING APPROVED

APPROVED FOR CONSTRUCTION	BY:	DATE:

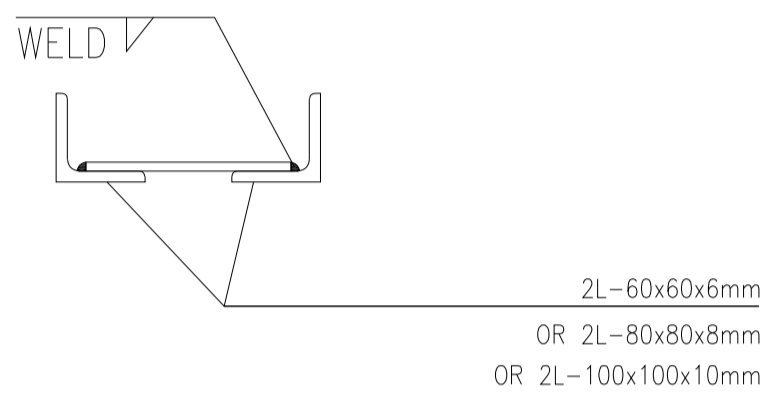
BUDGET REF.	LOCATION	SIZE	CLASS	SERIAL NO.	SHEET	REVISION
053-073-9184	F	4	B	709396	06 OF 11	D03



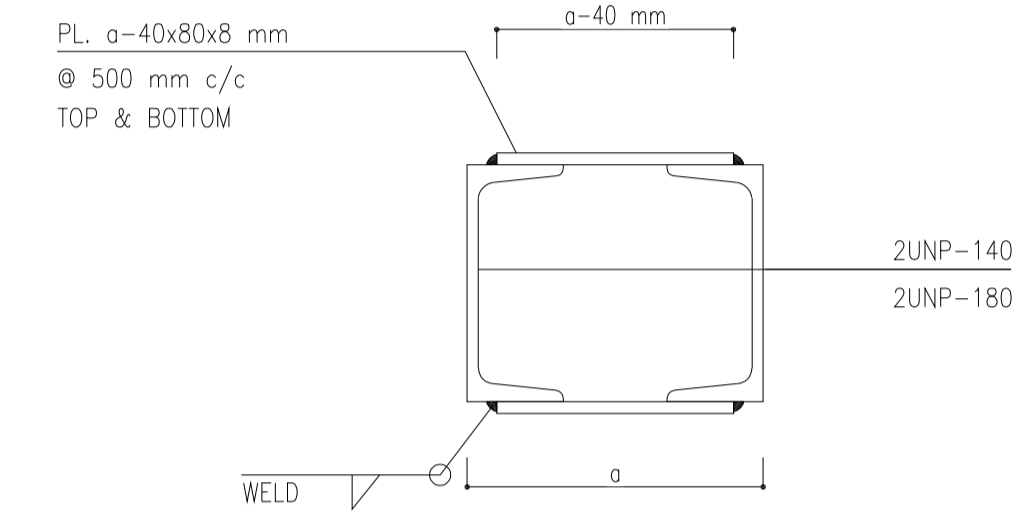
LINTEL PLAN -2L
Sc: N.T.S.



LINTEL PLAN -2 IPE
Sc: N.T.S.



TYP. SECTION 1-1
Sc: 1:5



TYP. SECTION 2-2
Sc: 1:10

LINTEL SCHEDULE				
WIDTH a	SPAN b mm	PROFILE mm		
		a>200	a<200	
VARIES- IT DEPENDS ON WALL THICKNESS AND IT'S FINISHING. REFER TO ARCHITECTURAL DWGS.	b ≤ 1100	2L-60x60x6	UNP 100	
	1100 < b ≤ 1500	2L-80x80x8	UNP 100	
	1500 < b ≤ 2100	2L-100x100x10	2UNP 80	
	2100 < b ≤ 3000	2UNP 160	2UNP 100	
	3000 < b ≤ 3600	2UNP 180	2UNP 100	

8 LINTEL SCHEDULE

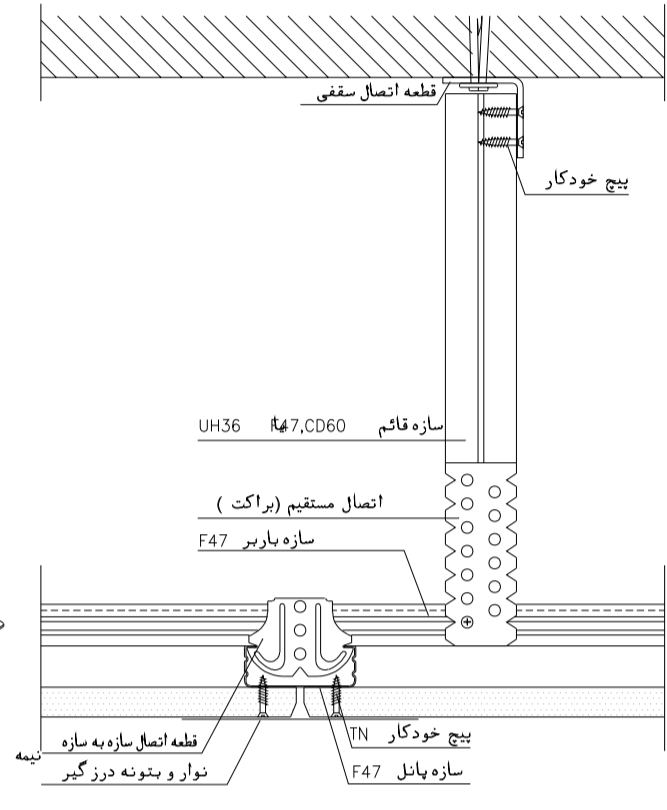
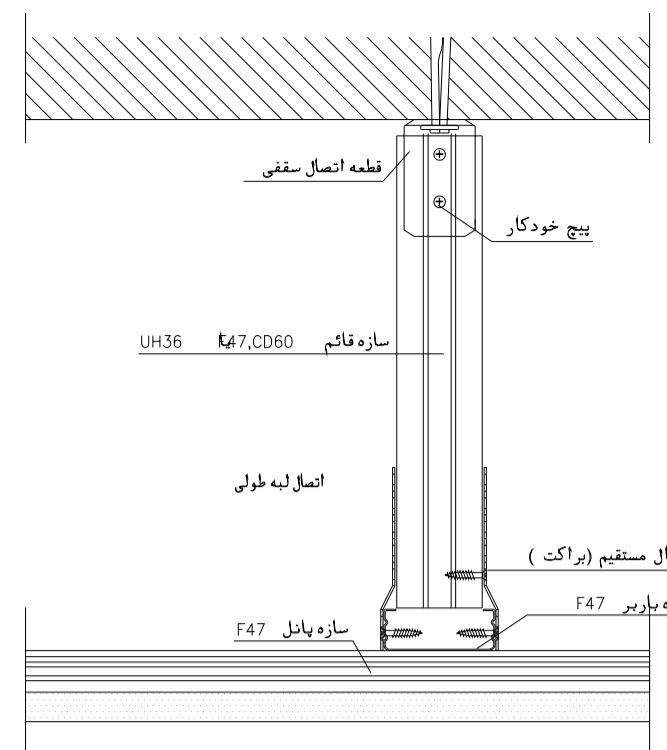
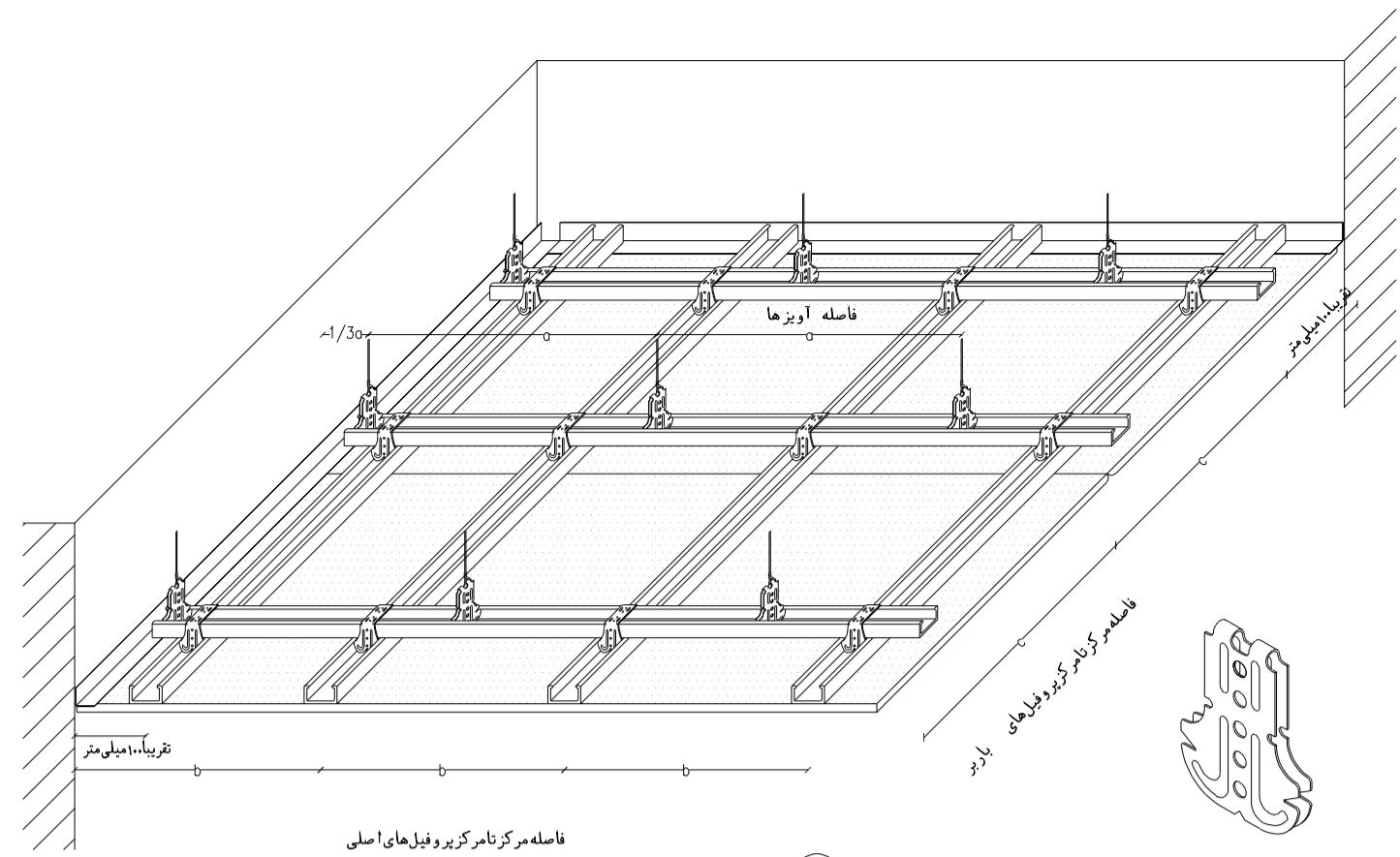
- NOTES
1. ALL DIMENSIONS ARE IN MILLIMETER & ALL ELEVATIONS ARE IN METER.
 2. ALL DIMENSIONS AND ELEVATIONS SHALL BE CHECKED BY THE CONTRACTOR PRIOR TO CONSTRUCTION.
 3. CONTRACTOR SHALL COMPILE ALL ARCHITECTURAL, MECHANICAL, ELECTRICAL, PIPING AND STRUCTURAL DRAWINGS AND IN CASE OF ANY CONFLICTS OR DISCREPANCY, INFORM THE ENGINEER.
 4. ALL MATERIALS ARE SELECTED FROM THE HIGHEST QUALITY AND MUST BE APPROVED BY THE CLIENT.
 5. ALL OPENINGS FOR PIPING/CABLING AND HVAC OPENINGS SHALL BE CONSIDERED AS PER RELATED DRAWINGS BEFORE CONSTRUCTION.
 6. FINISH GRADING LEVEL (F.G.L.) : +11.20 (M.S.L.) = 43.00 (LOCAL)

LEGEND

REFERENCE DRAWING	DRG. No.
STANDARD DRAWING FOR ARCHITECTURAL DETAILS	BK-GNRL-PEDCO-000-AR-DW-0001
SITE SEWAGE SYSTEM LAYOUT & DETAILS	BK-GCS-PEDCO-120-CV-PY-0001
CABLE TRENCH AND DUCT BANK LAYOUT	BK-GCS-PEDCO-120-CV-PY-0002
ROAD, PAVING AND PLANT FINISH GRADING LAYOUT & SECTIONS	BK-GCS-PEDCO-120-CV-PY-0005
ELECTRICAL CABLE ROUTE & SECTION LAYOUT FOR BUILDING & SHELLER	BK-GCS-PEDCO-120-EL-PY-0006
FOUNDATION DRAWING FOR CCTV CONTROL ROOM - BINAK GCS	BK-GCS-PEDCO-120-ST-DW-0075
STRUCTURAL DRAWING FOR CCTV CONTROL ROOM - BINAK GCS	BK-GCS-PEDCO-120-ST-DW-0076
STANDARD DETAILS FOR LADDER & SAFETY CAGE	BK-GNRL-PEDCO-000-ST-DW-0009
HVAC SYSTEM LAYOUT AND PLUMBING FOR CCTV CONTROL ROOM	BK-GCS-PEDCO-120-HV-PY-0009
PLUMBING & SEWAGE PIPING LAYOUT FOR CCTV CONTROL ROOM	BK-GCS-PEDCO-120-HV-PY-0013

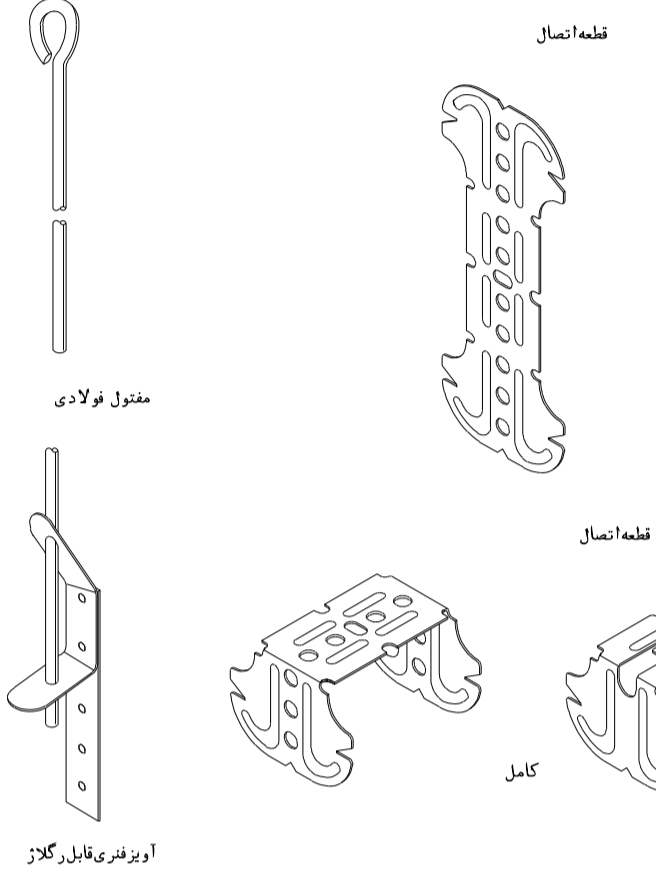
KEY PLAN

REV.	DATE	P.O.I.S	PREP.	CHK.	APP.	AUT.	DESCRIPTION	BY	DATE	BY	DATE	
D03	AUG.2023	IFA	R.BERLOUIE	M.FAKHARIAN	A.M.MOHSSENI	***						
D02	MAY.2023	IFA	R.BERLOUIE	M.FAKHARIAN	M.MEHSHEHAD	***						
D01	OCT.2022	IFA	R.BERLOUIE	M.FAKHARIAN	M.MEHSHEHAD	***						
D00	JUN.2022	IPC	R.BERLOUIE	M.FAKHARIAN	M.MEHSHEHAD	***						
REV.	DATE	P.O.I.S	PREP.	CHK.	APP.	AUT.	DESCRIPTION	CHECKED	REV.	APPR.		
PROJECT NAME:							BINAK OILFIELD DEVELOPMENT/SURFACE FACILITIES GAS COMPRESSOR STATION					
PROJECT NO.:							971020					
EPC CONTRACTOR:			EPD/EPC CONTRACTOR (GC):									
HIRGAN ENERGY - DESIGN & INSPECTION COMPANIES			PETROIRAN DEVELOPMENT COMPANY									
DRAWING TITLE:							BINAK OILFIELD DEVELOPMENT SURFACE FACILITIES GAS COMPRESSOR STATION					
ARCHITECTURAL DRAWING FOR CCTV CONTROL ROOM - BINAK GCS WALL SECTION AND DETAILS							NO CONSTRUCTION PERMITTED UNLESS DRAWING APPROVED					
APPROVED FOR CONSTRUCTION							BY: DATE:					
SCALE	SIZE	DRAWING NO.		SHEET NO.	REV.	BUDGET REF.	LOCATION	SIZE	CLASS	SERIAL NO.	SHEET	REVISION
AS SHOWN	A1	BK-GCS-PEDCO-120-AR-DW-0008		07 OF 11	D03	053-073-9184	F	4	B	709396	07 OF 11	D03

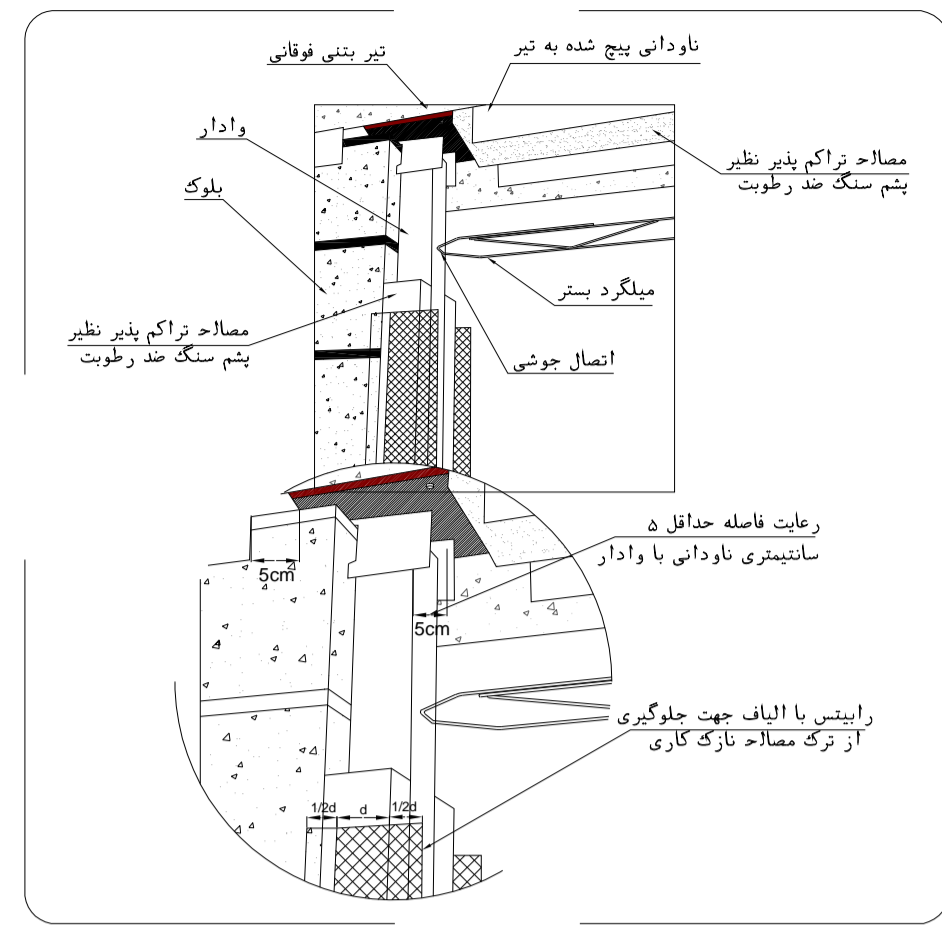


نوع مصالح	ابعاد	ضخامت	ملاحظات	نوع مصالح
سازه فولاد	500	12.5	فاصله بین برشهای متقاطع	سازه فولاد
سازه فولاد	550	15	فاصله بین برشهای موازی	سازه فولاد
سازه فولاد	600	18	فاصله بین برشهای موازی	سازه فولاد

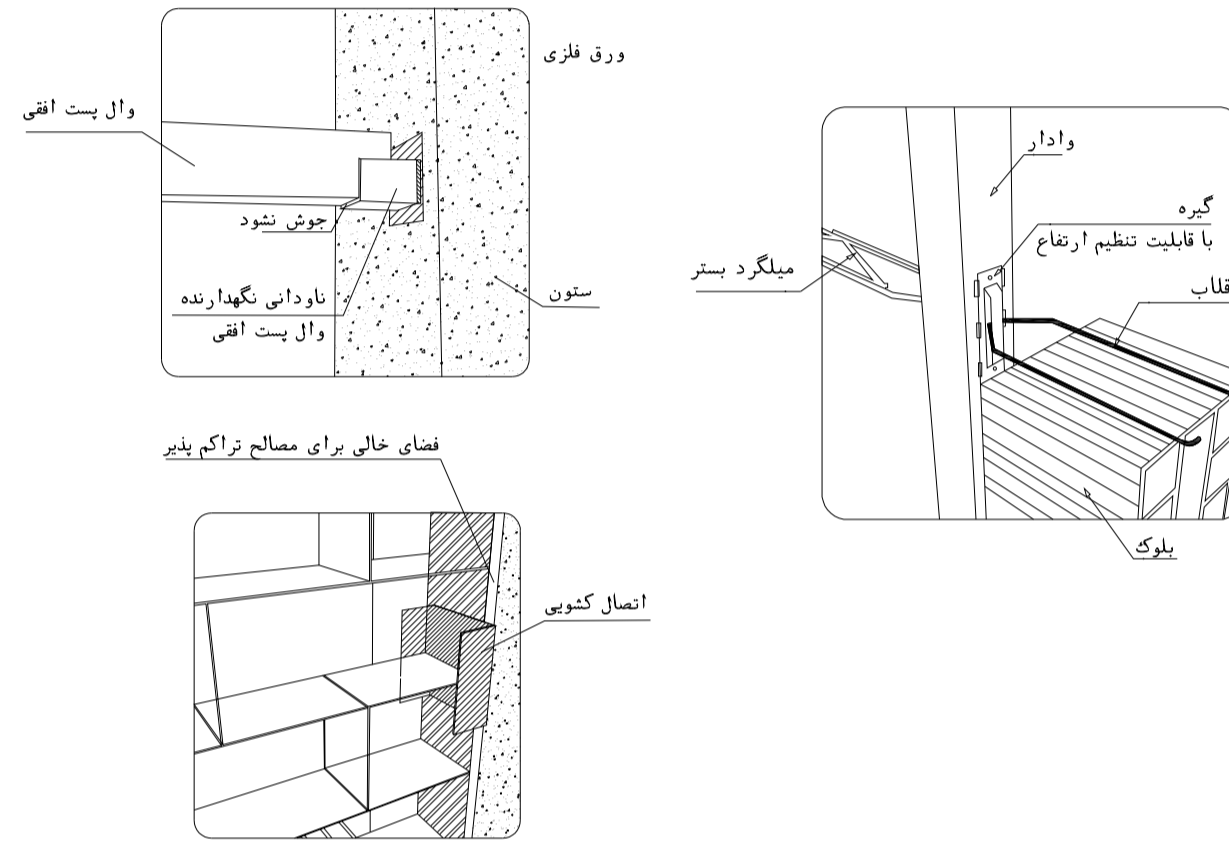
فاصله آویزها	فاصله مرکز به مرکز برشهای موازی	فاصله مرکز به مرکز برشهای عمود بر موازی	ملاحظات
600	750	900	فاصله بین برشهای موازی
750	1000		فاصله بین برشهای عمود بر موازی



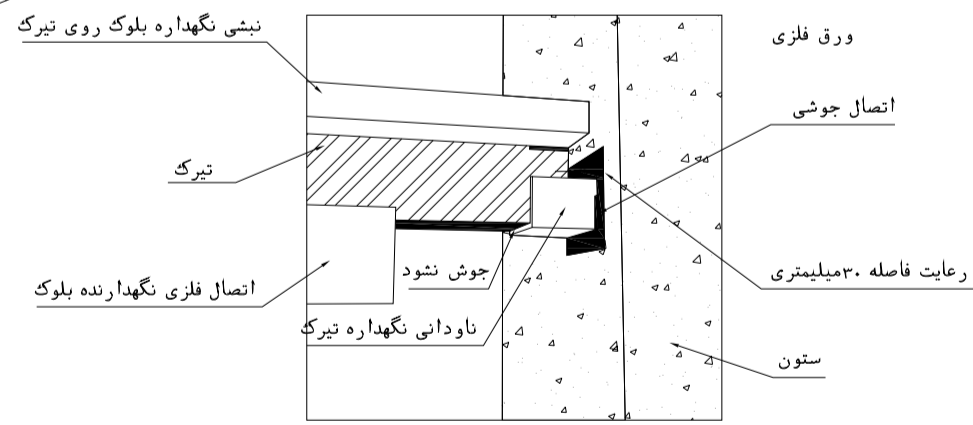
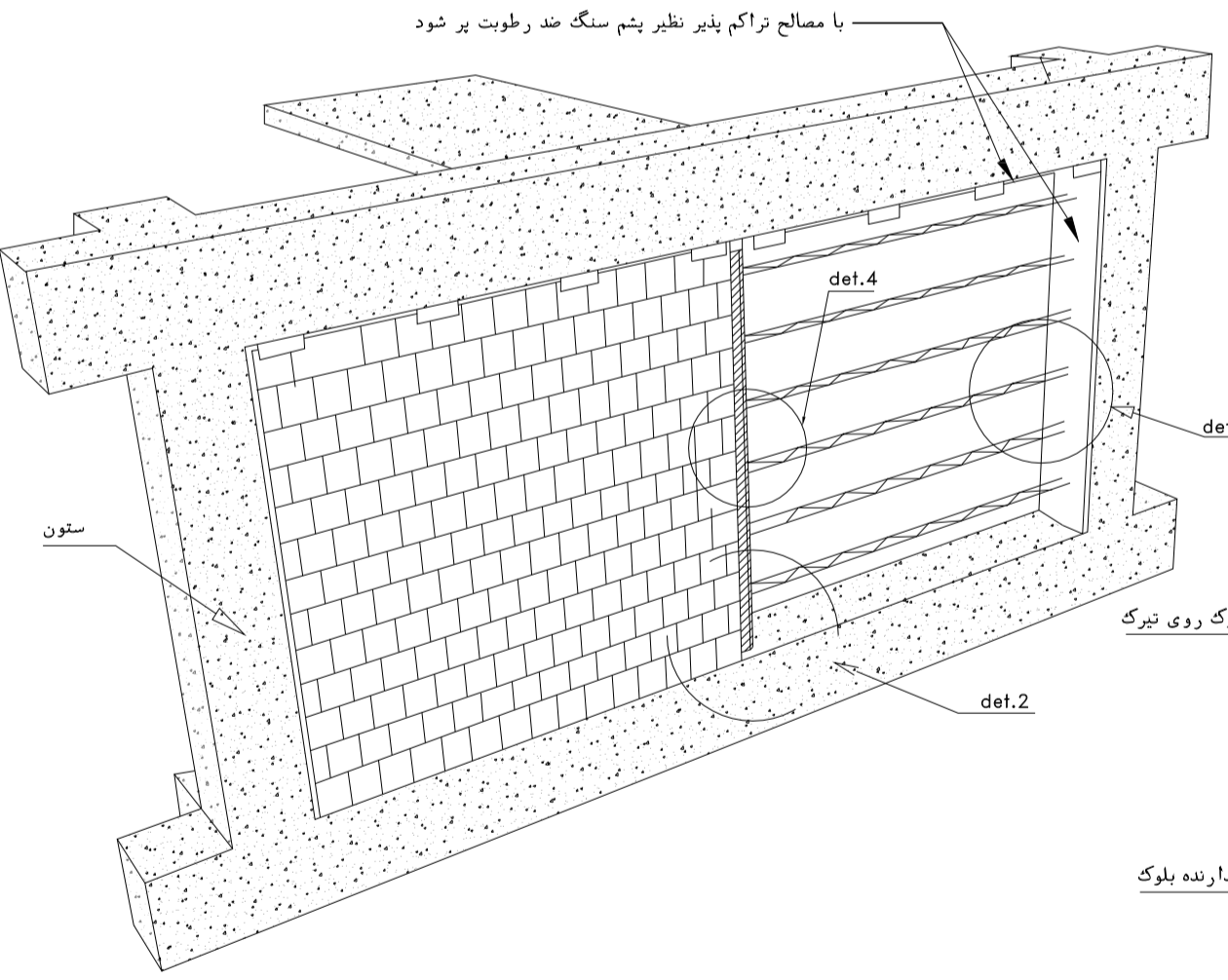
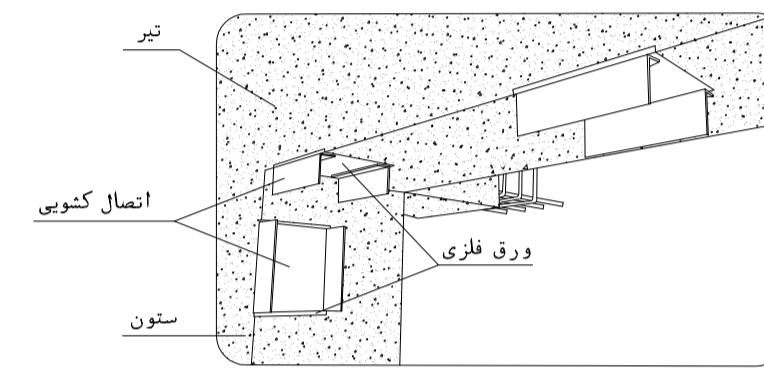
DETAIL FALSE ROOF
SC. N.I.S



اجرای عایق پشم سنگ و مش الیاف یا رایبیس بر روی وادار

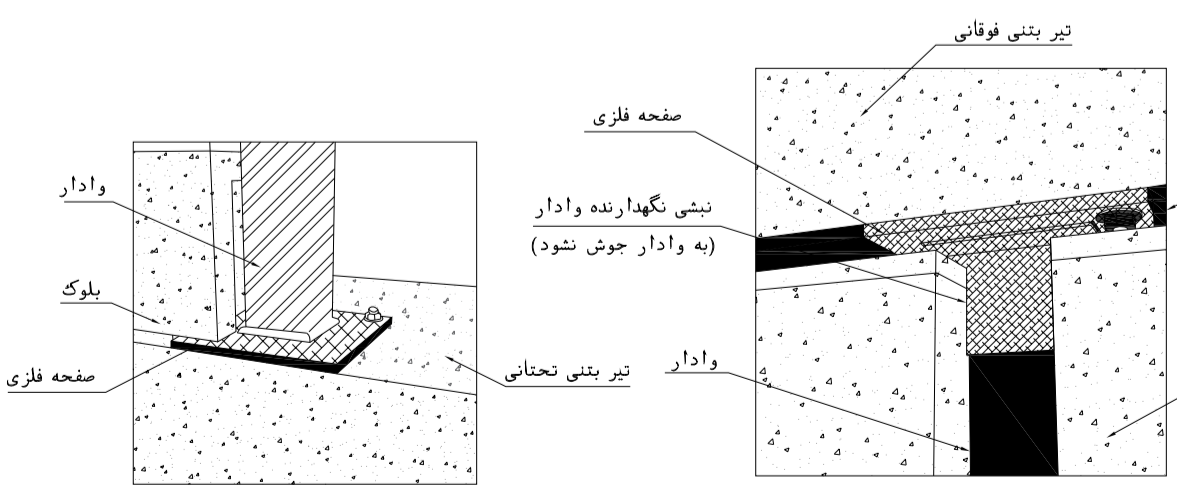


میلگرد بستر در فاصله بین وادارها و اتصال آن به وادار



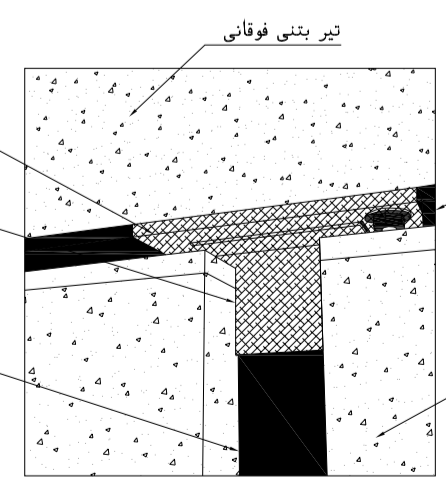
جزئیات اتصال تیرک به ستون بتنی

det.1



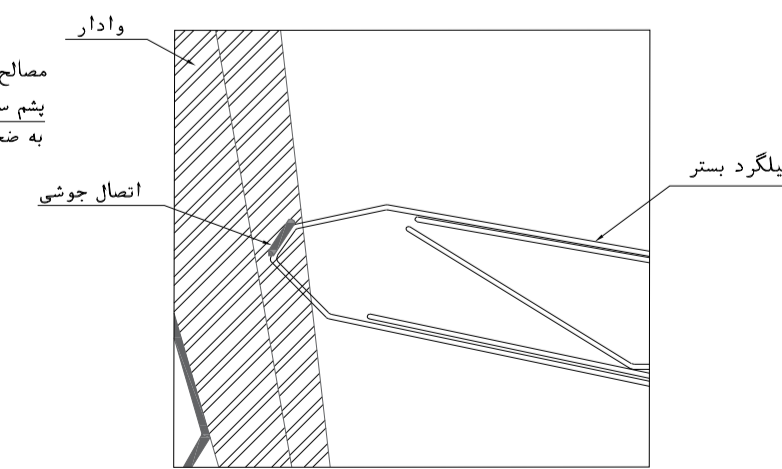
جزئیات اتصال وادار میانی روی تیر تحتانی

det.2



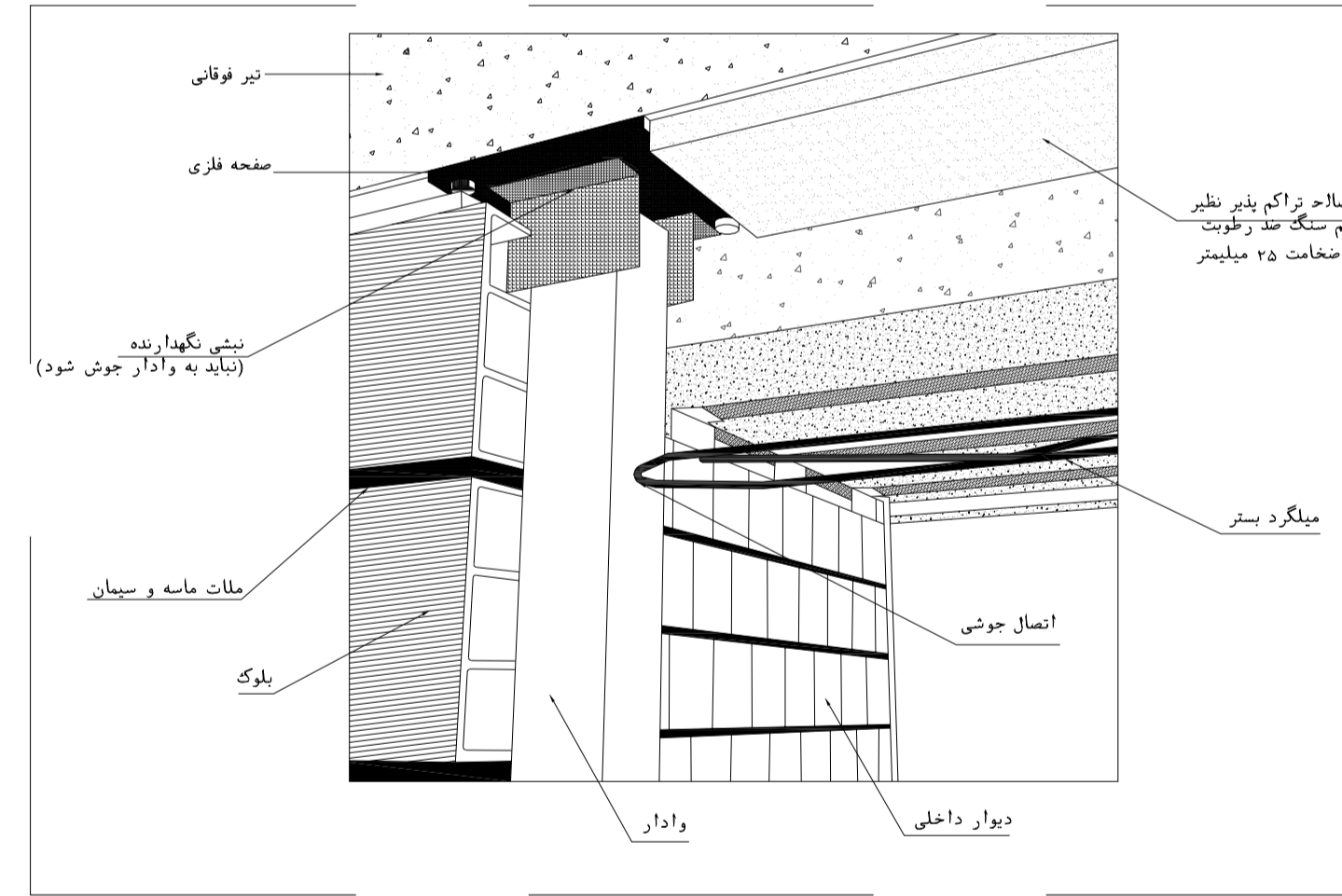
جزئیات اتصال وادار به زیر تیر فوقانی

det.3

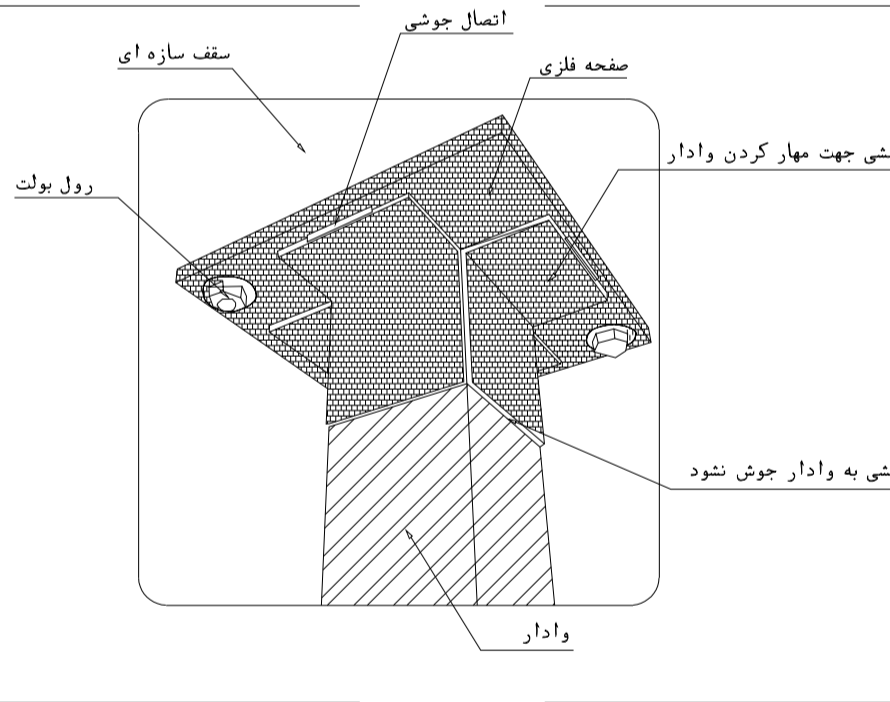


جزئیات اتصال میلگرد بستر به وادار

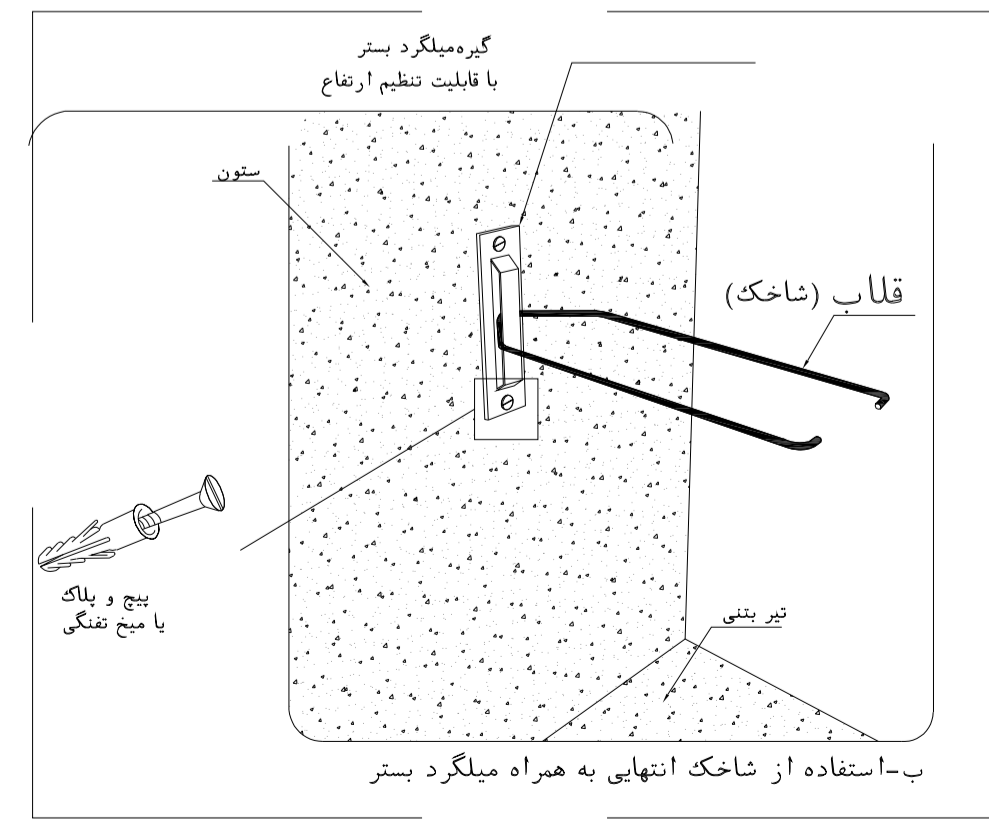
det.4



الف-به صورت اتصال کشویی یا استفاده از نشی



انصال وادار انتهایی در دیوارهای خارج از قاب به صورت نسلکویی



روش های مهار دیوار به ستون جهت نیروی خارج از صفحه

NOTES

1. ALL DIMENSIONS ARE IN MILLIMETER & ALL ELEVATIONS ARE IN METER.
2. ALL DIMENSIONS AND ELEVATIONS SHALL BE CHECKED BY THE CONTRACTOR PRIOR TO CONSTRUCTION.
3. CONTRACTOR SHALL COMPILE ALL ARCHITECTURAL, MECHANICAL, ELECTRICAL, PIPING AND STRUCTURAL DRAWINGS AND IN CASE OF ANY CONFLICTS OR DISCREPANCY, INFORM THE ENGINEER.
4. ALL MATERIALS ARE SELECTED FROM THE HIGHEST QUALITY AND MUST BE APPROVED BY THE CLIENT.
5. ALL OPENINGS FOR PIPING/CABLING AND HVAC OPENINGS SHALL BE CONSIDERED AS PER RELATED DRAWINGS BEFORE CONSTRUCTION.
6. FINISH GRADING LEVEL (F.G.L.) : +11.20 (M.S.L.) = +0.00 (LOCAL)

LEGEND

REFERENCE DRAWING	DRG. No.
STANDARD DRAWING FOR ARCHITECTURAL DETAILS	BK-GNRL-PEDCO-000-AR-DW-0001
SITE SEWAGE SYSTEM LAYOUT & DETAILS	BK-GCS-PEDCO-120-CV-PY-0001
CABLE TRENCH AND DUCT BANK LAYOUT	BK-GCS-PEDCO-120-CV-PY-0002
ROAD, PAVING AND PLANT FINISH GRADING LAYOUT & SECTIONS	BK-GCS-PEDCO-120-CV-PY-0005
ELECTRICAL CABLE ROUTE & SECTION LAYOUT FOR BUILDING & SHELFER	BK-GCS-PEDCO-120-EL-PY-0006
FOUNDATION DRAWING FOR CCTV CONTROL ROOM - BINAK GCS	BK-GCS-PEDCO-120-ST-DW-0075
STRUCTURAL DRAWING FOR CCTV CONTROL ROOM - BINAK GCS	BK-GCS-PEDCO-120-ST-DW-0076
STANDARD DETAILS FOR LADDER & SAFETY CAGE	BK-GNRL-PEDCO-000-ST-DW-0009
HVAC SYSTEM LAYOUT AND PLUMBING FOR CCTV CONTROL ROOM	BK-GCS-PEDCO-120-HV-PY-0009
PLUMBING & SEWAGE PIPING LAYOUT FOR CCTV CONTROL ROOM	BK-GCS-PEDCO-120-HV-PY-0013

KEY PLAN

REV.	DATE	DESCRIPTION	BY	DATE	BY	DATE
D03	AUG.2023	IFA	R.BERLOUJE	M.FAKHARIAN	A.M.MOHSSENI	** **
D02	MAY.2023	IFA	R.BERLOUJE	M.FAKHARIAN	M.MEHSHTAD	** **
D01	OCT.2022	IFA	R.BERLOUJE	M.FAKHARIAN	M.MEHSHTAD	** **
D00	JUN.2022	IPC	R.BERLOUJE	M.FAKHARIAN	M.MEHSHTAD	** **
REV.	DATE	P.O.I.S	PREP.	CHK.	APP.	AUT.

PROJECT NAME: BINAK OILFIELD DEVELOPMENT/SURFACE FACILITIES GAS COMPRESSOR STATION

PROJECT NO.: 971020

EPC CONTRACTOR: HIRGAN ENERGY - DESIGN & INSPECTION COMPANIES

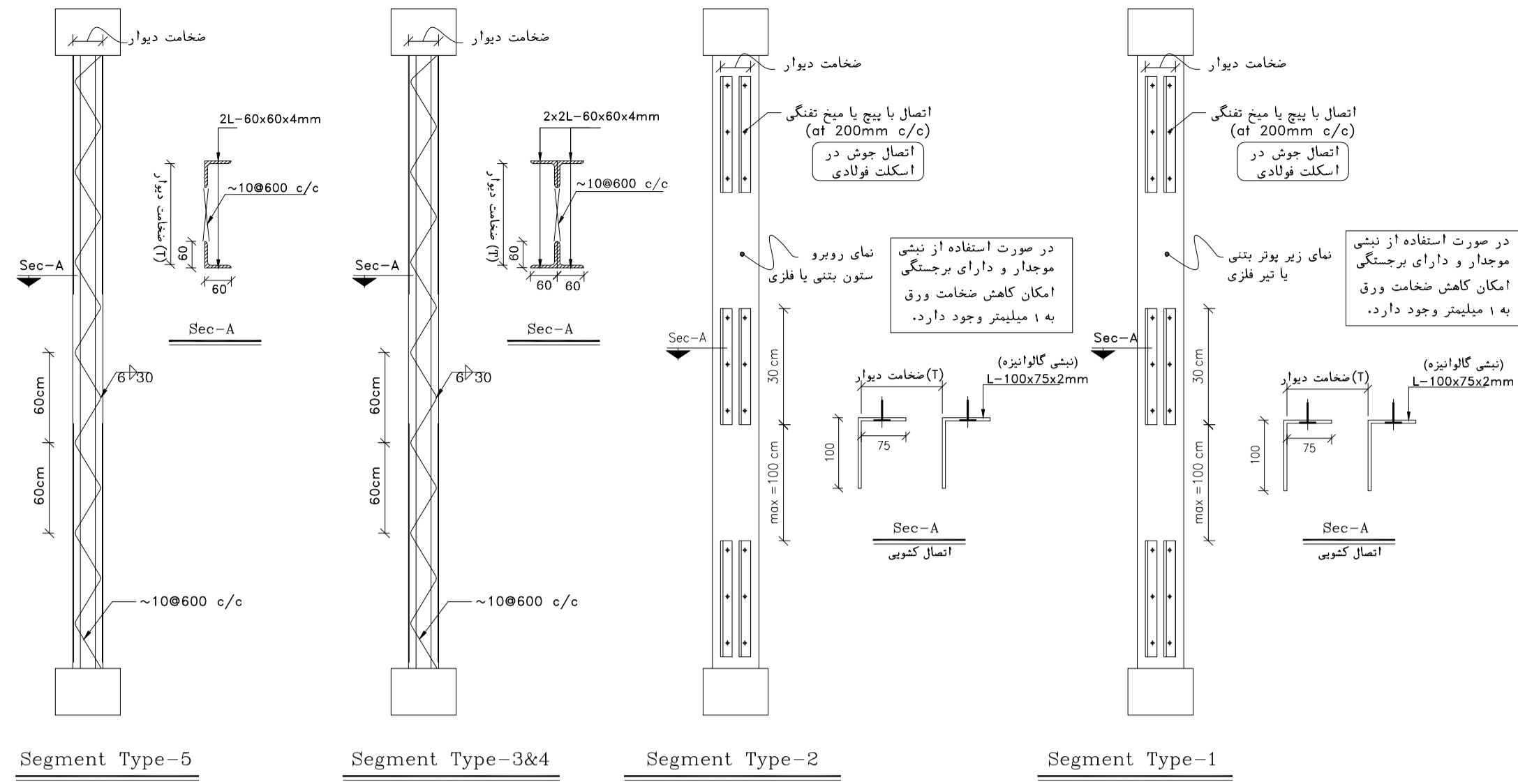
EPD/EPC CONTRACTOR (GC): PETROIRAN DEVELOPMENT COMPANY

DRAWING TITLE: Architectural Drawing For CCTV Control Room - Binak GCS DETAILS

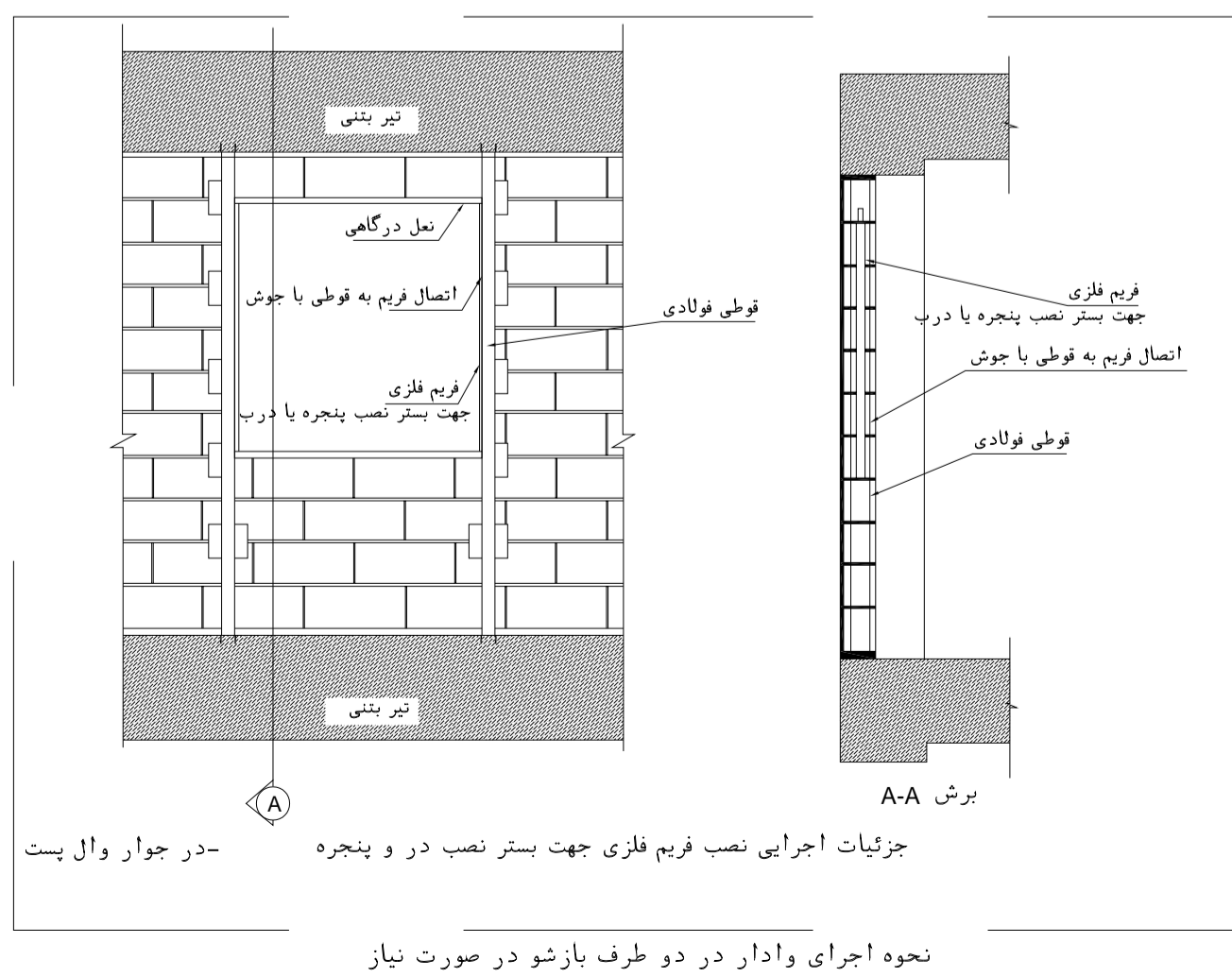
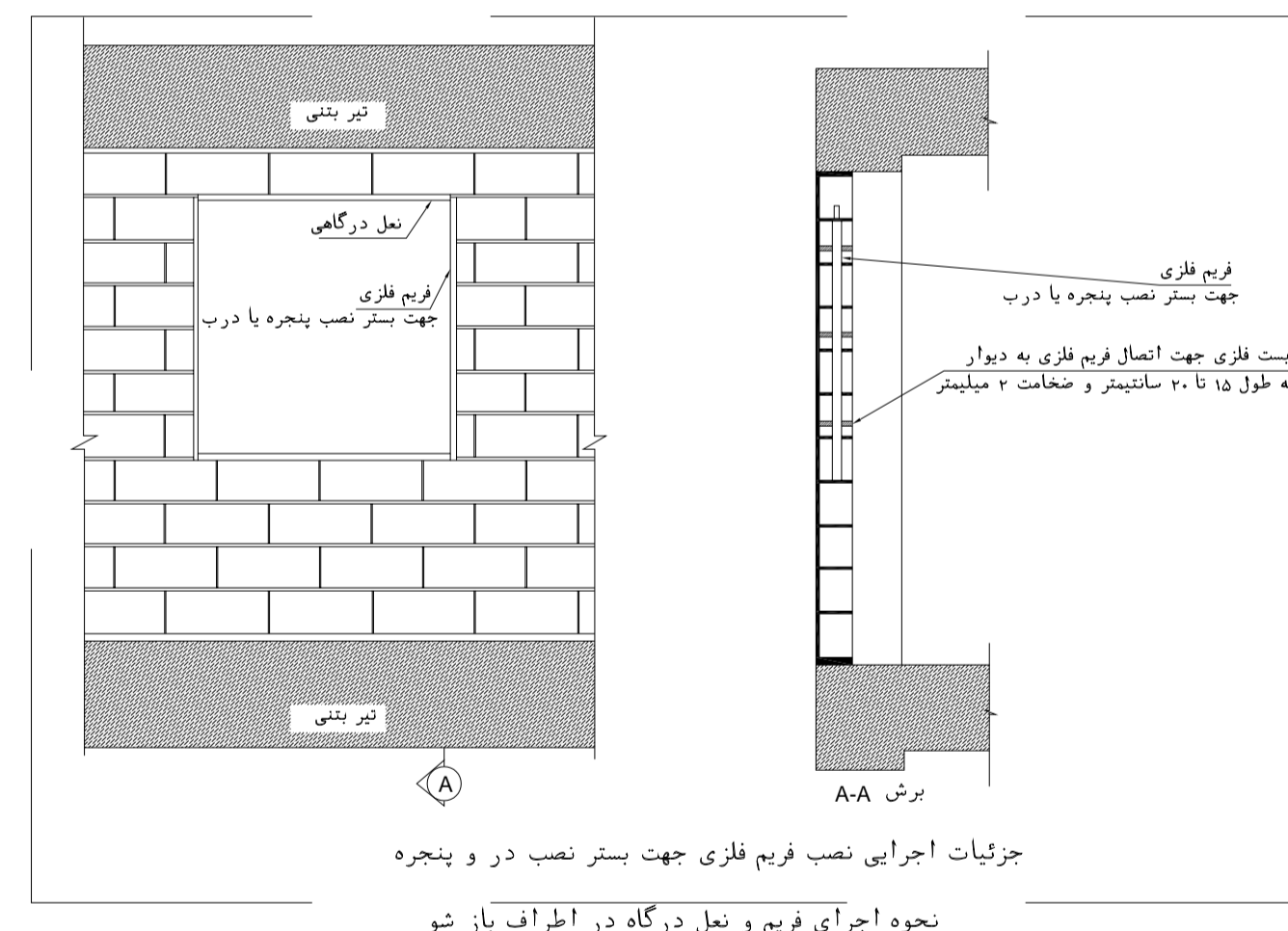
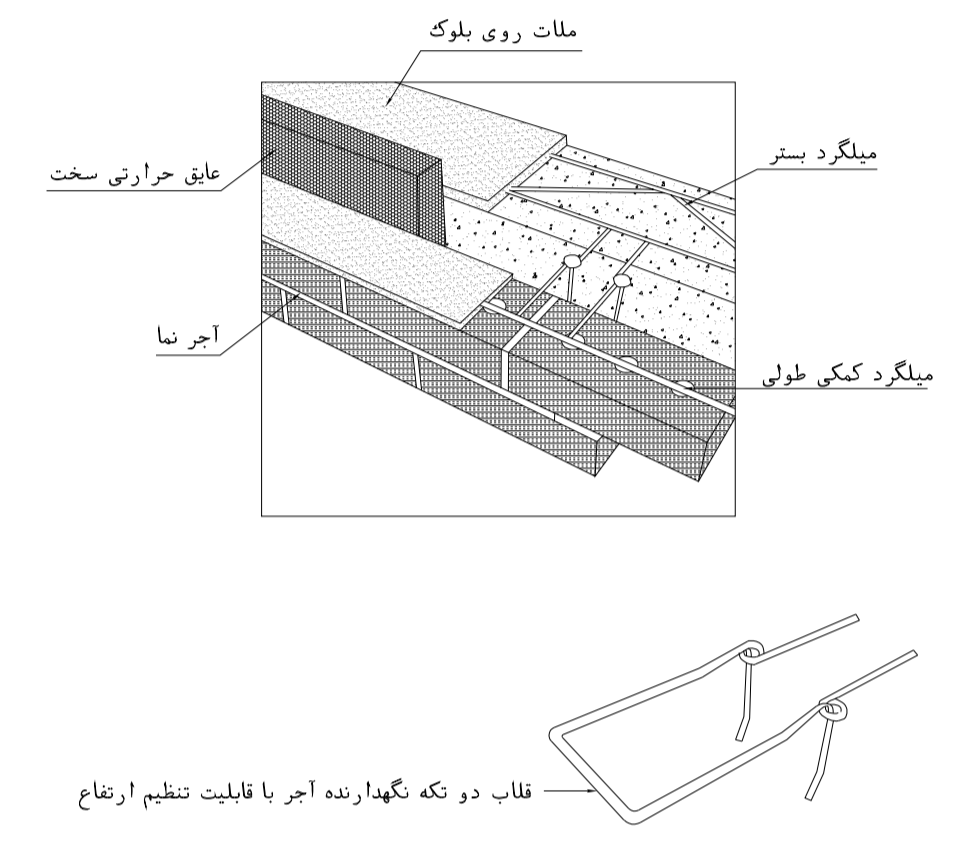
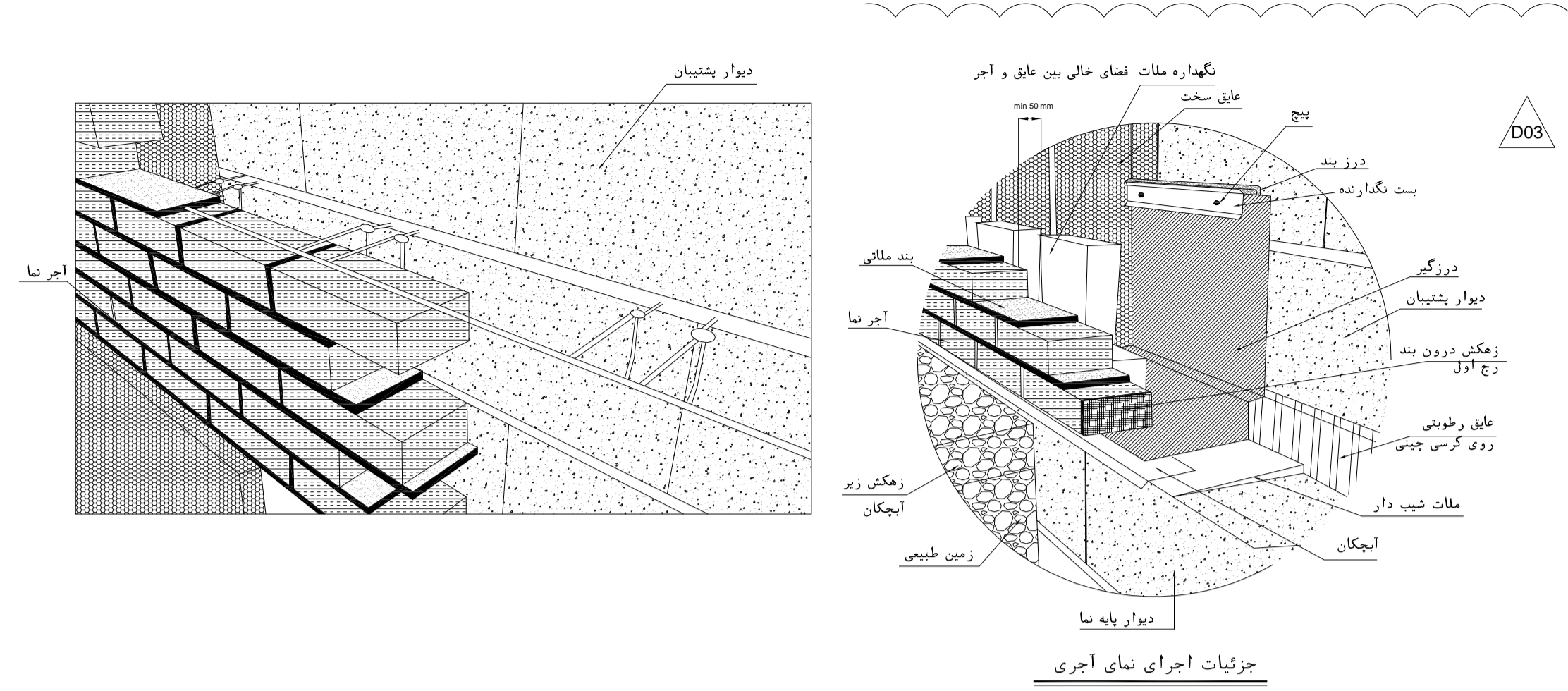
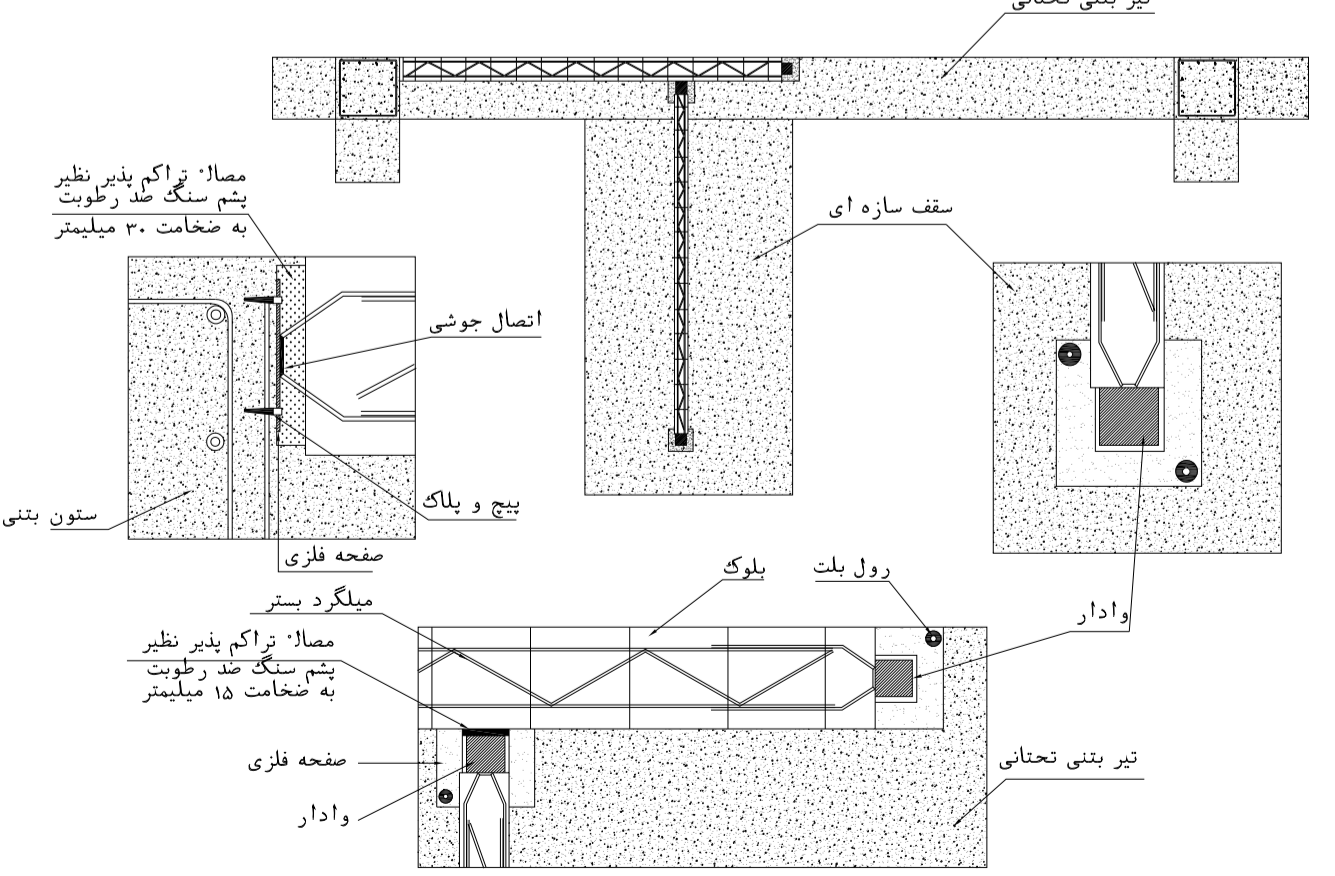
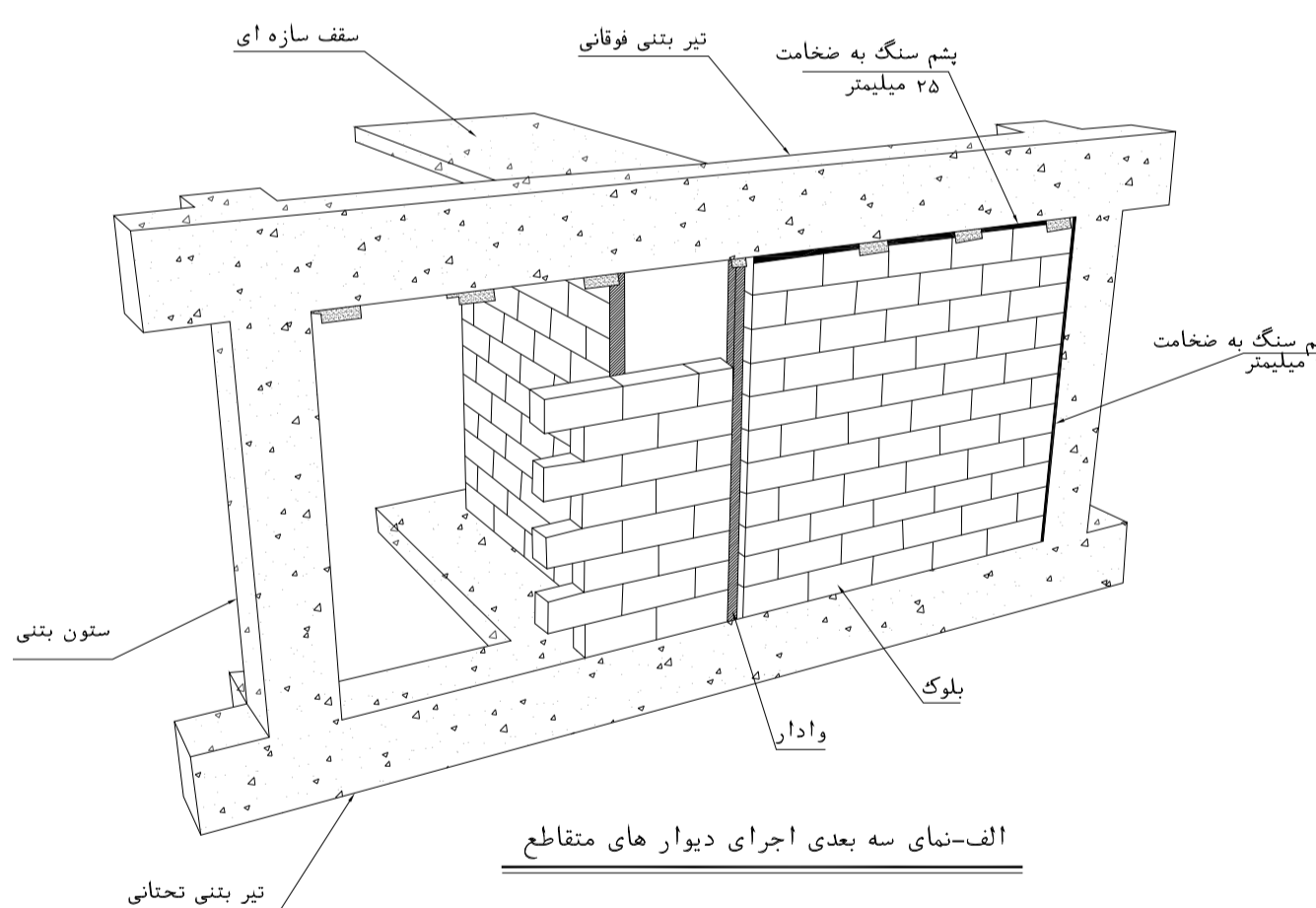
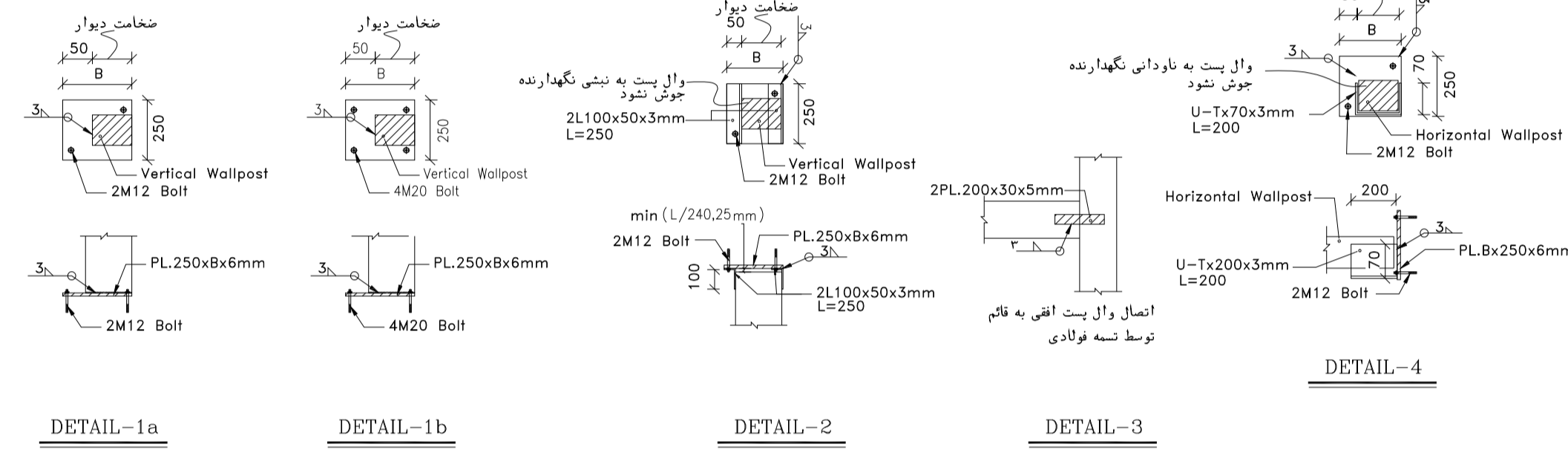
DATE	SCALE	DRAWING BY	CHECKED BY	PROJECT ENG.

NO CONSTRUCTION PERMITTED UNLESS DRAWING APPROVED	APPROVED FOR CONSTRUCTION	BY:	DATE:

SCALE	SIZE	DRAWING NO.	SHEET NO.	REV.	BUDGET REF.	LOCATION	SIZE	CLASS	SERIAL NO.	SHEET	REVISION
AS SHOWN	A1	BK-GCS-PEDCO-120-AR-DW-0008	08 OF 11	D03	053-073-9184	F	4	B	709396	08 OF 11	D03

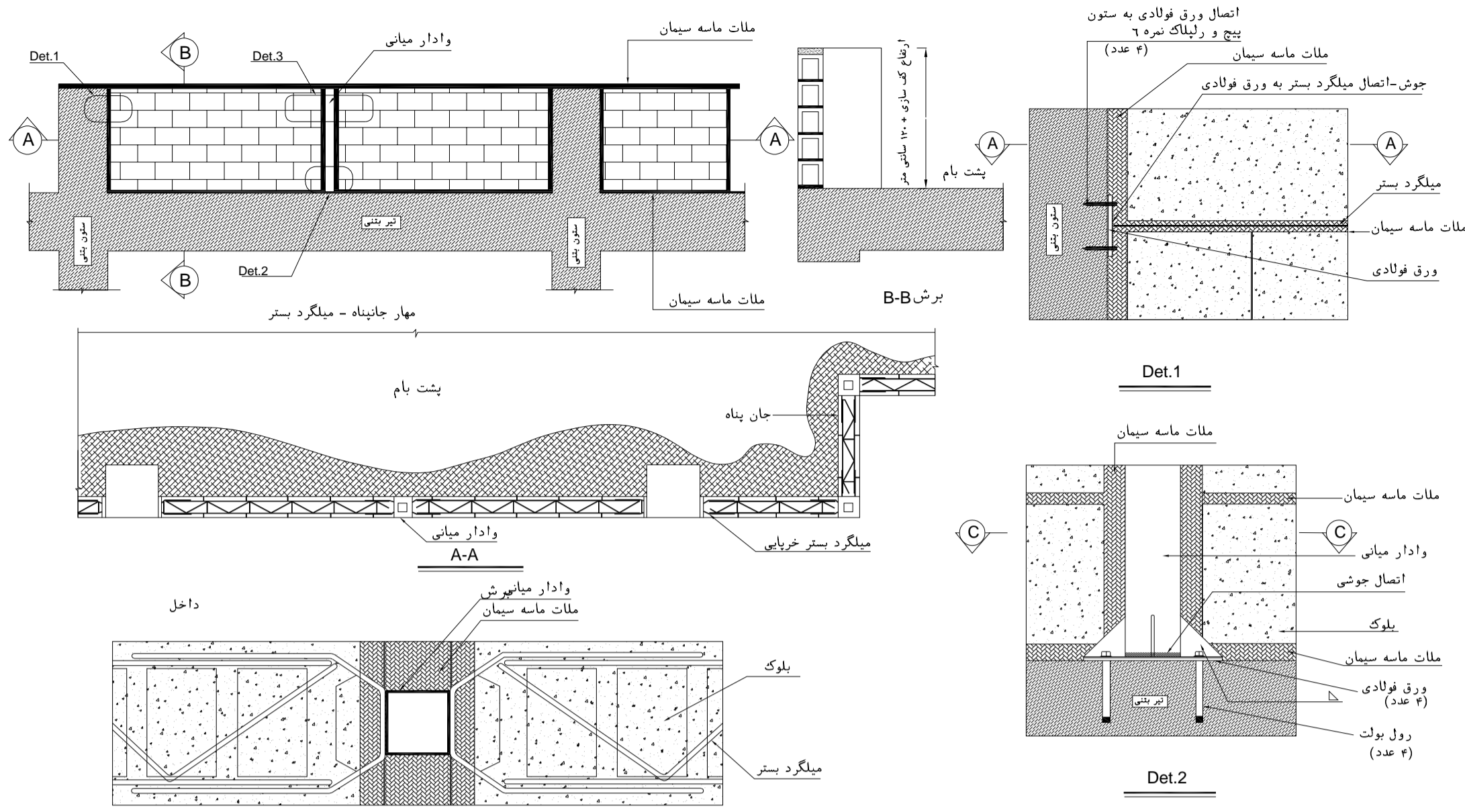


برای اتصال وال پست و قطعات اتصال به سازه فولادی، به جای بولت از جوش گوشه یا بعد از ضخامت ورق نازکتر استفاده شود.



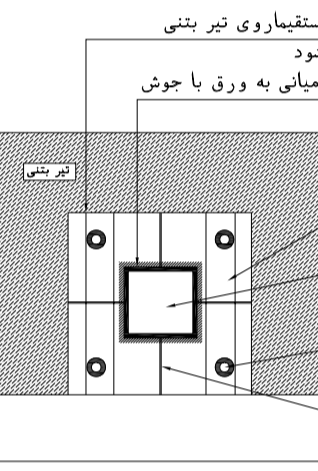
REV.	DESCRIPTION	BY	DATE	BY	DATE
D03	AUG.2023	IFA	R.BERLOUË	M.FAKHARIAN	A.M.MOHSSENI
D02	MAY.2023	IFA	R.BERLOUË	M.FAKHARIAN	M.MEHRSHAD
D01	OCT.2022	IFA	R.BERLOUË	M.FAKHARIAN	M.MEHRSHAD
D00	JUN.2022	IFC	R.BERLOUË	M.FAKHARIAN	M.MEHRSHAD
REV.	DATE	P.O.I.S	PREP.	CHK.	APP.
PROJECT NAME: BINAK OILFIELD DEVELOPMENT/SURFACE FACILITIES GAS COMPRESSOR STATION					
PROJECT NO.: 971020					
EPC CONTRACTOR: HIRGAN ENERGY - DESIGN & INSPECTION COMPANIES			EPD/EPC CONTRACTOR (GC): PETROIRAN DEVELOPMENT COMPANY		
DRAWING TITLE: Architectural Drawing For CCTV Control Room - Binak GCS DETAILS					
SCALE	SIZE	DRAWING NO.	SHEET NO.	REV.	BUDGET REF.
AS SHOWN	A1	BK-GCS-PEDCO-120-AR-DW-0006	10 OF 11	D03	053-073-9184

REFERENCE DRAWING		DRG. No.
STANDARD DRAWING FOR ARCHITECTURAL DETAILS	BK-GNRL-PEDCO-000-AR-DW-0001	
SITE SEWERAGE SYSTEM LAYOUT & DETAILS	BK-GCS-PEDCO-120-CV-PY-0001	
CABLE TRENCH AND DUCT BANK LAYOUT	BK-GCS-PEDCO-120-CV-PY-0002	
ROAD, PAVING AND PLANT FINISH GRADING LAYOUT & SECTIONS	BK-GCS-PEDCO-120-CV-PY-0005	
ELECTRICAL CABLE ROUTE & SECTION LAYOUT FOR BUILDING & SHELFER	BK-GCS-PEDCO-120-EL-PY-0006	
FOUNDATION DRAWING FOR CCTV CONTROL ROOM - BINAK GCS	BK-GCS-PEDCO-120-ST-DW-0075	
STRUCTURAL DRAWING FOR CCTV CONTROL ROOM - BINAK GCS	BK-GCS-PEDCO-120-ST-DW-0076	
STANDARD DETAILS FOR LADDER & SAFETY CAGE	BK-GNRL-PEDCO-000-ST-DW-0009	
HVAC SYSTEM LAYOUT AND PLUMBING FOR CCTV CONTROL ROOM	BK-GCS-PEDCO-120-HV-PY-0009	
PLUMBING & SEWERAGE PIPING LAYOUT FOR CCTV CONTROL ROOM	BK-GCS-PEDCO-120-HV-PY-0013	
KEY PLAN		
<p>1. ALL DIMENSIONS ARE IN MILLIMETER & ALL ELEVATIONS ARE IN METER.</p> <p>2. ALL DIMENSIONS AND ELEVATIONS SHALL BE CHECKED BY THE CONTRACTOR PRIOR TO CONSTRUCTION.</p> <p>3. CONTRACTOR SHALL COMPILE ALL ARCHITECTURAL, MECHANICAL, ELECTRICAL, PIPING AND STRUCTURAL DRAWINGS AND IN CASE OF ANY CONFLICTS OR DISCREPANCY, INFORM THE ENGINEER.</p> <p>4. ALL MATERIALS ARE SELECTED FROM THE HIGHEST QUALITY AND MUST BE APPROVED BY THE CLIENT.</p> <p>5. ALL OPENINGS FOR PIPING/CABLING AND HVAC OPENINGS SHALL BE CONSIDERED AS PER RELATED DRAWINGS BEFORE CONSTRUCTION.</p> <p>6. FINISH GRADING LEVEL (F.G.L.) : +11.20 (M.S.L.) = +0.00 (LOCAL)</p>		
DATE	SCALE	DRAWING BY
DATE	SCALE	DRAWING BY
NO CONSTRUCTION PERMITTED UNLESS DRAWING APPROVED		
APPROVED FOR CONSTRUCTION	BY:	DATE:
SCALE	SIZE	DRAWING NO.
AS SHOWN	A1	BK-GCS-PEDCO-120-AR-DW-0006
SHEET NO.	REV.	BUDGET REF.
10 OF 11	D03	053-073-9184
LOCATION	SIZE	CLASS
F	4	B
SERIAL NO.	SHEET	REVISION
709396	10 OF 11	D03



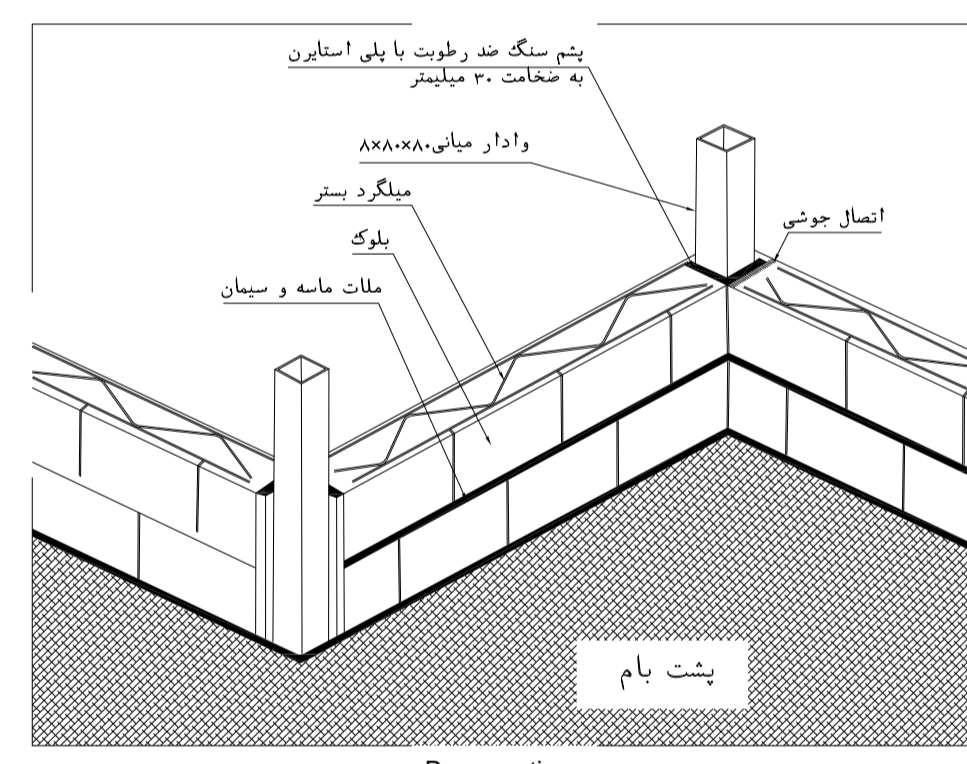
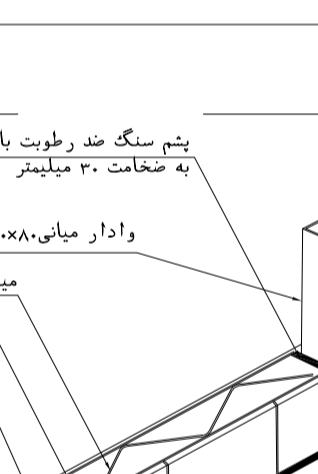
SECTION A-A

Det.3 نحوه مهار جان پناه غیر مسلح بتنی

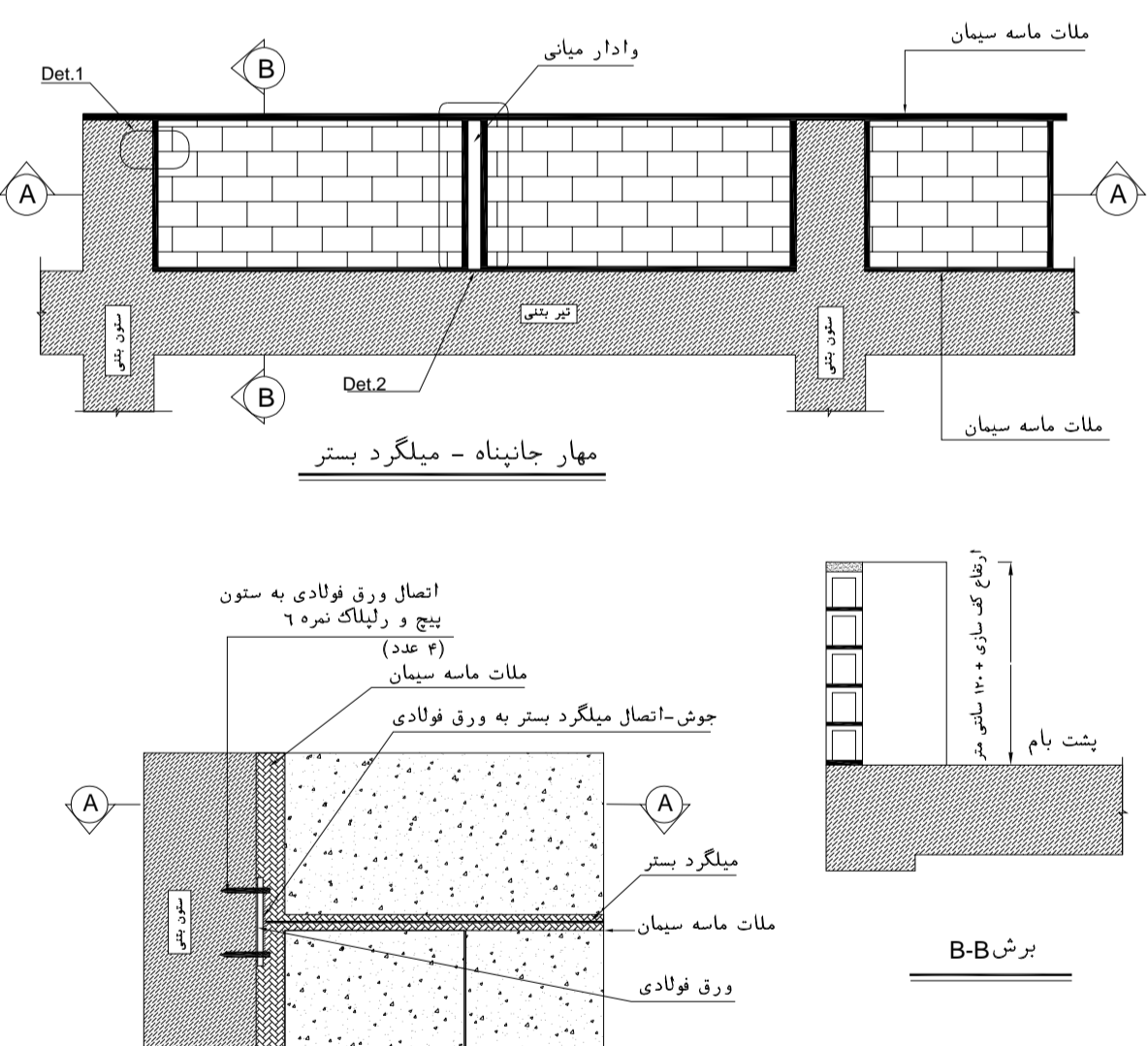


SECTION C-C

Det.2




Perspective مهار جان پناه بتنی توسط و آدار فلزی

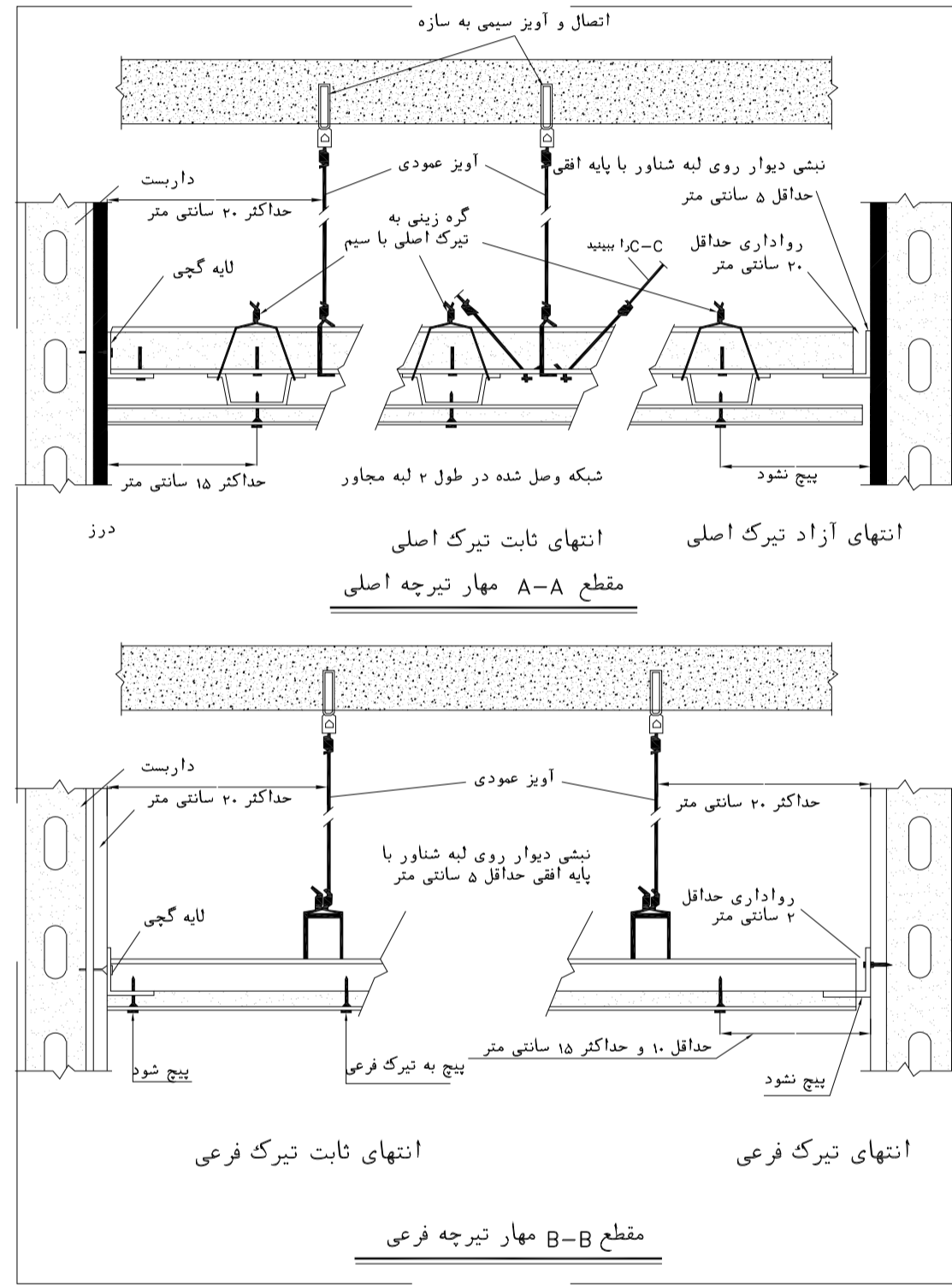
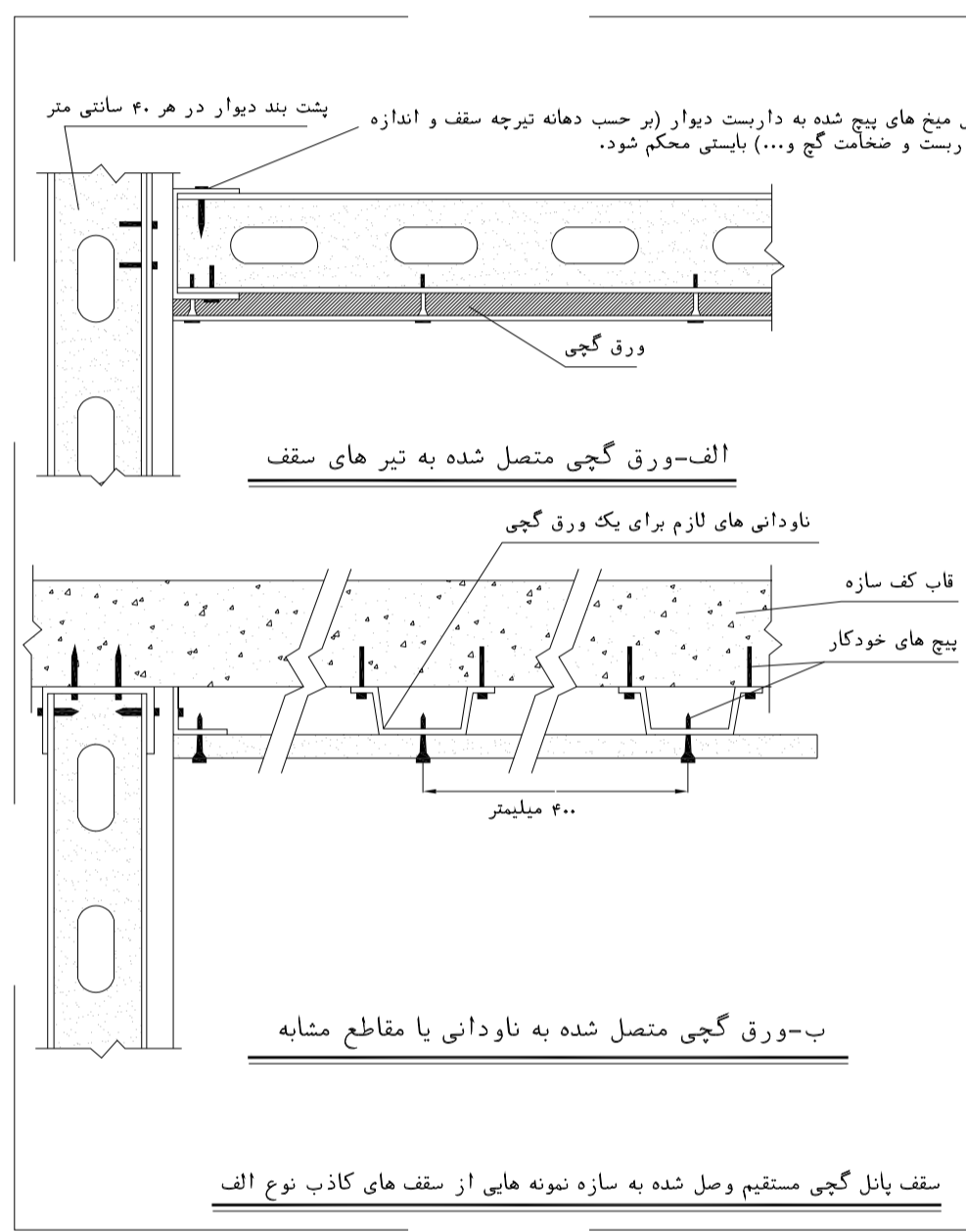


SECTION C-C

Det.2



جزئیات اجرایی اتصال جان پناه با و آدار بتنی



NOTES

1. ALL DIMENSIONS ARE IN MILLIMETER & ALL ELEVATIONS ARE IN METER.
2. ALL DIMENSIONS AND ELEVATIONS SHALL BE CHECKED BY THE CONTRACTOR PRIOR TO CONSTRUCTION.
3. CONTRACTOR SHALL COMPILE ALL ARCHITECTURAL, MECHANICAL, ELECTRICAL, PIPING AND STRUCTURAL DRAWINGS AND IN CASE OF ANY CONFLICTS OR DISCREPANCY, INFORM THE ENGINEER.
4. ALL MATERIALS ARE SELECTED FROM THE HIGHEST QUALITY AND MUST BE APPROVED BY THE CLIENT.
5. ALL OPENINGS FOR PIPING/CABLEING AND HVAC OPENINGS SHALL BE CONSIDERED AS PER RELATED DRAWINGS BEFORE CONSTRUCTION.
6. FINISH GRADING LEVEL (F.G.L.) : +11.20 (M.S.L.) = 49.00 (LOCAL)

LEGEND

REFERENCE DRAWING	DRG. No.
STANDARD DRAWING FOR ARCHITECTURAL DETAILS	BK-GNRL-PEDCO-000-AR-DW-0001
SITE SEWERAGE SYSTEM LAYOUT & DETAILS	BK-GCS-PEDCO-120-CV-PY-0001
CABLE TRENCH AND DUCT BANK LAYOUT	BK-GCS-PEDCO-120-CV-PY-0002
ROAD, PAVING AND PLANT FINISH GRADING LAYOUT & SECTIONS	BK-GCS-PEDCO-120-CV-PY-0005
ELECTRICAL CABLE ROUTE & SECTION LAYOUT FOR BUILDING & SHELTAR	BK-GCS-PEDCO-120-EL-PY-0006
FOUNDATION DRAWING FOR CCTV CONTROL ROOM - BINAK GCS	BK-GCS-PEDCO-120-ST-DW-0075
STRUCTURAL DRAWING FOR CCTV CONTROL ROOM - BINAK GCS	BK-GCS-PEDCO-120-ST-DW-0076
STANDARD DETAILS FOR LADDER & SAFETY CAGE	BK-GNRL-PEDCO-000-ST-DW-0009
HVAC SYSTEM LAYOUT AND PLUMBING FOR CCTV CONTROL ROOM	BK-GCS-PEDCO-120-HV-PY-0009
PLUMBING & SEWERAGE PIPING LAYOUT FOR CCTV CONTROL ROOM	BK-GCS-PEDCO-120-HV-PY-0013

KEY PLAN

REV.	DATE	P.O.I.S	PREP.	CHK.	APP.	AUT.
D03	AUG.2023	IFA	R.BERLOUIE	M.FAKHARIAN	A.M.MOHSSENI	** **
D02	MAY.2023	IFA	R.BERLOUIE	M.FAKHARIAN	M.MEHSHTAD	** **
D01	OCT.2022	IFA	R.BERLOUIE	M.FAKHARIAN	M.MEHSHTAD	** **
D00	JUN.2022	IFC	R.BERLOUIE	M.FAKHARIAN	M.MEHSHTAD	** **

SCALE	SIZE	DRAWING NO.	SHEET NO.	REV.	BUDGET REF.	LOCATION	SIZE	CLASS	SERIAL NO.	SHEET	REVISION
AS SHOWN	A1	BK-GCS-PEDCO-120-AR-DW-0006	11 OF 11	D03	053-073-9184	F	4	B	709396	11 OF 11	D03

DATE	SCALE	DRAWING BY	CHECKED BY	PROJECT ENG.

NO CONSTRUCTION PERMITTED UNLESS DRAWING APPROVED

DRAWING TITLE: Architectural Drawing For CCTV Control Room - Binak GCS DETAILS

EPC CONTRACTOR: HIRGAN ENERGY - DESIGN & INSPECTION COMPANIES

EPD/EPC CONTRACTOR (GC): PETROIRAN DEVELOPMENT COMPANY

PROJECT NAME: BINAK OILFIELD DEVELOPMENT/SURFACE FACILITIES GAS COMPRESSOR STATION

PROJECT NO.: 971020

DESCRIPTION: CHECKED BY: REV. APPR.

BY: DATE BY: DATE
