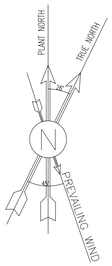

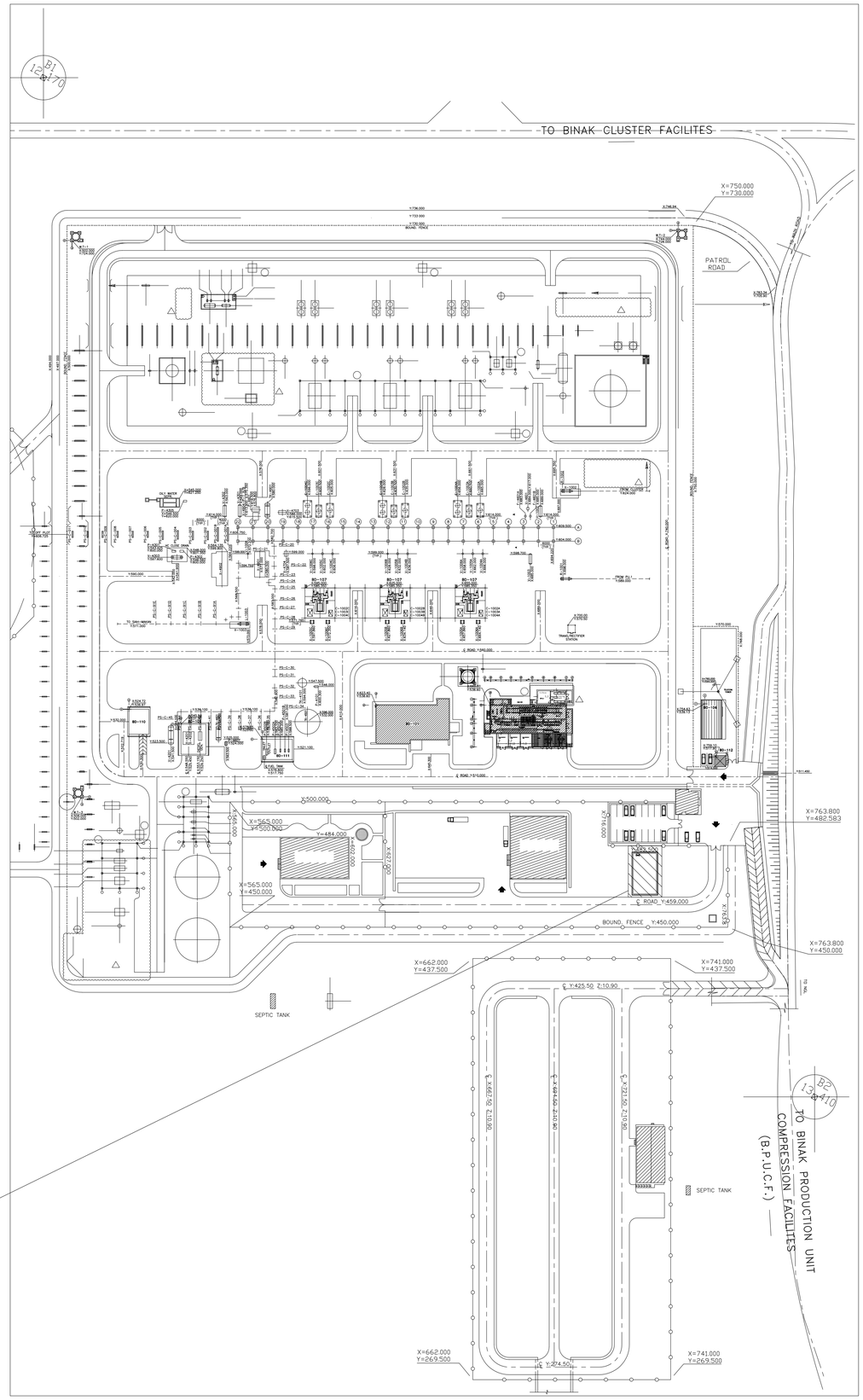

1 LOCATION PLAN

N.T.S

NOTES

1. ALL DIMENSIONS ARE IN MILLIMETER & ALL ELEVATIONS ARE IN METER.
2. ALL DIMENSIONS AND ELEVATIONS SHALL BE CHECKED BY THE CONTRACTOR PRIOR TO CONSTRUCTION.
3. CONTRACTOR SHALL COMPARE ALL ARCHITECTURAL, MECHANICAL, ELECTRICAL, PIPING AND STRUCTURAL DRAWINGS AND IN CASE OF ANY CONFLICTS OR DISCREPANCY, INFORM THE ENGINEER.
4. ALL MATERIALS ARE SELECTED FROM THE HIGHEST QUALITY AND MUST BE APPROVED BY THE CLIENT.
5. ALL OPENINGS FOR PIPING/CABLING AND HVAC OPENINGS SHALL BE CONSIDERED AS PER RELATED DRAWINGS BEFORE CONSTRUCTION.
6. FINISH GRADING LEVEL (F.G.L) : +11.20 (M.S.L) = ±0.00 (LOCAL)

LEGEND

REFERENCE DRAWING	DRG. No.
STANDARD DRAWING FOR ARCHITECTURAL DETAILS	BK-GNRAL-PEDCO-000-AR-DW-0001
SITE SEWARAGE SYSTEM LAYOUT & DETAILS	BK-GCS-PEDCO-120-CV-PY-0001
CABLE TRENCH AND DUCT BANK LAYOUT	BK-GCS-PEDCO-120-CV-PY-0002
ROAD, PAVING AND PLANT FINISH GRADING LAYOUT & SECTIONS	BK-GCS-PEDCO-120-CV-PY-0005
ELECTRICAL CABLE ROUTE & SECTION LAYOUT FOR BUILDING & SHELTER	BK-GCS-PEDCO-120-EL-PY-0006
FOUNDATION DRAWING FOR CCTV CONTROL ROOM – BINAK GCS	BK-GCS-PEDCO-120-ST-DW-0075
STRUCTURAL DRAWING FOR CCTV CONTROL ROOM – BINAK GCS	BK-GCS-PEDCO-120-ST-DW-0076
STANDARD DETAILS FOR LADDER & SAFETY CAGE	BK-GNRAL-PEDCO-000-ST-DW-0009
HVAC SYSTEM LAYOUT AND PLUMBING FOR CCTV CONROL ROOM	BK-GCS-PEDCO-120-HV-PY-0009
PLUMBING & SEWAGE PIPING LAYOUT FOR CCTV CONROL ROOM	BK-GCS-PEDCO-120-HV-PY-0013
D04 UNIT PLOT PLAN DRAWING	BK-GCS-PEDCO-120-PI-PY-0001

KEY PLAN

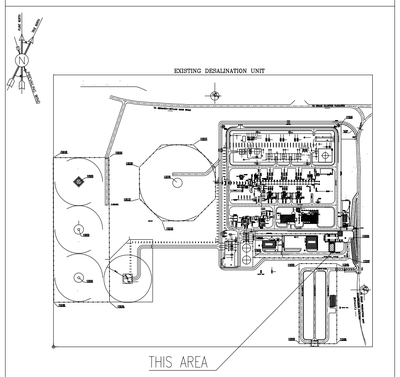

REV.	DATE	P.O.I.S	PREP.	CHK.	APP.	AUT.
D04	SEP.2023	AFC	R.BERLOUIE	M.PAKHARIAN	A.M.MOHSENI	**.**
D03	AUG.2023	IFA	R.BERLOUIE	M.PAKHARIAN	A.M.MOHSENI	**.**
D02	MAY.2023	IFA	R.BERLOUIE	M.PAKHARIAN	M.MEHRSHAD	**.**
D01	OCT.2022	IFA	R.BERLOUIE	M.PAKHARIAN	M.MEHRSHAD	**.**
D00	JUN.2022	IFC	R.BERLOUIE	M.PAKHARIAN	M.MEHRSHAD	**.**

REV.	DESCRIPTION	CHECKED BY	CHECKED DATE	REV. APPR. BY	REV. APPR. DATE
***	**********	**.**	***.****	**.**	***.****

PROJECT NAME: BINAK OILFIELD DEVELOPMENT/SURFACE FACILITIES GAS COMPRESSOR STATION

PROJECT NO.: 971020

EPC CONTRACTOR: HIRGAN ENERGY – DESIGN & INSPECTION COMPANIES

EPD/EPC CONTRACTOR (GC): PEDCO — PETROIRAN DEVELOPMENT COMPANY

DRAWING TITLE: Architectural Drawing For CCTV Control Room– Binak GCS PLAN

اصل و کلیه نسخ این نقشه و حق اقتباس متعلق به شرکت ملی مناطق نفت خیز جنوب میباشد.

THE ORIGINAL AND ALL COPIES OF THIS DRAWING TOGETHER WITH THE COPYRIGHT THEREIN ARE THE SOLE PROPERTY OF N.I.S.O.C./ FIELDS

BINAK OILFIELD DEVELOPMENT
SURFACE FACILITIES
GAS COMPRESSOR STATION

DATE	SCALE	DRAWING BY	CHECKED BY	PROJECT ENG.

NO CONSTRUCTION PERMITTED UNLESS DRAWING APPROVED

APPROVED FOR CONSTRUCTION BY: DATE:

SCALE	SIZE	DRAWING NO.	SHEET NO.	REV.
AS SHOWN	A1	BK-GCS-PEDCO-120-AR-DW-0008	01 OF 11	D04

BUDGET REF.	LOCATION	SIZE	CLASS	SERIAL NO.	SHEET	REVISION
053-073-9184	F	4	B	709396	01 OF 11	D04

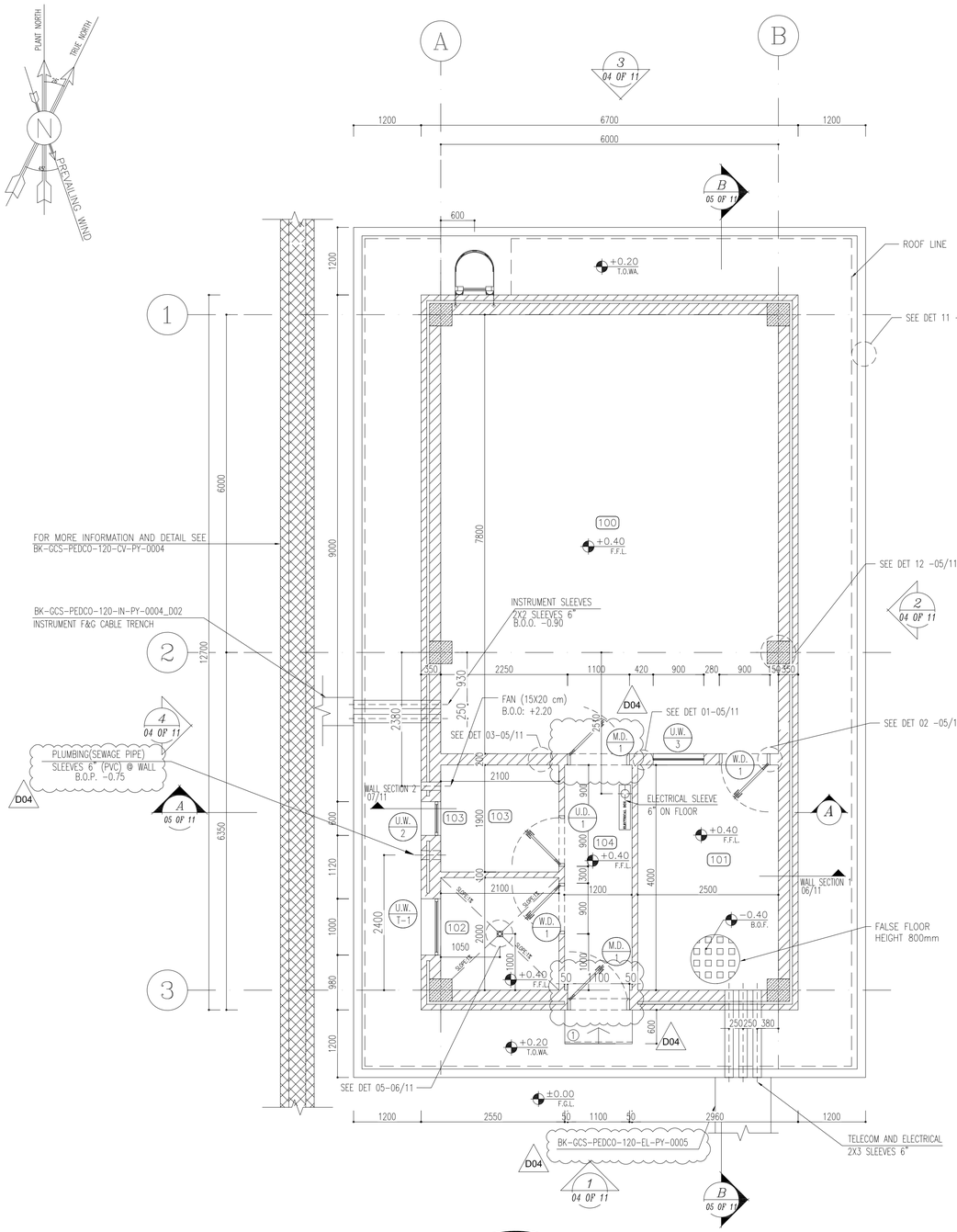

SC.1:50 **1 DIMENSION PLAN**

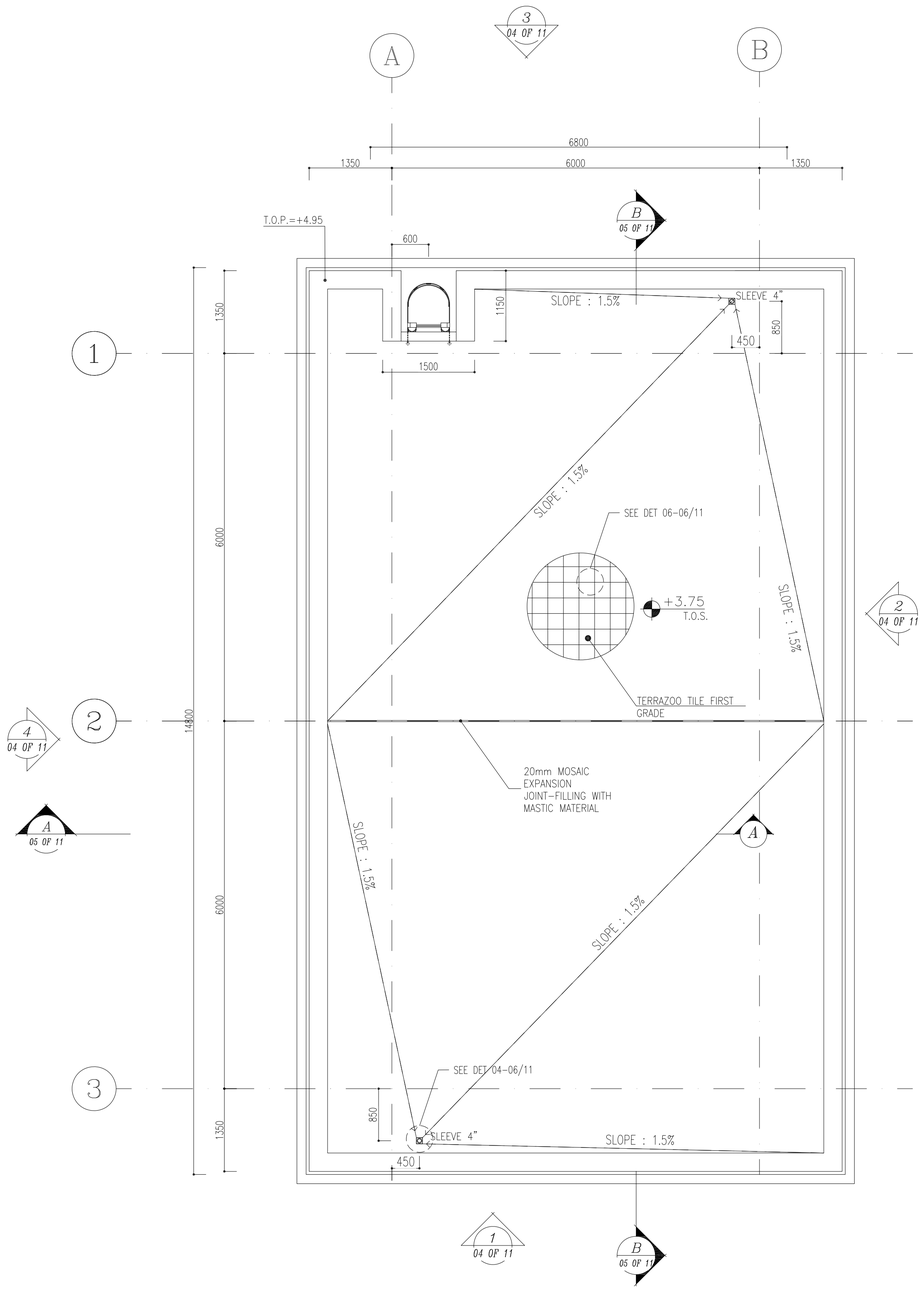

SC.1:50 **2 ROOF PLAN**

NOTES

1. ALL DIMENSIONS ARE IN MILIMETER & ALL ELEVATIONS ARE IN METER.
2. ALL DIMENSIONS AND ELEVATIONS SHALL BE CHECKED BY THE CONTRACTOR PRIOR TO CONSTRUCTION.
3. CONTRACTOR SHALL COMPARE ALL ARCHITECTURAL, MECHANICAL, ELECTRICAL, PIPING AND STRUCTURAL DRAWINGS AND IN CASE OF ANY CONFLICTS OR DISCREPANCY, INFORM THE ENGINEER.
4. ALL MATERIALS ARE SELECTED FROM THE HIGHEST QUALITY AND MUST BE APPROVED BY THE CLIENT.
5. ALL OPENINGS FOR PIPING/CABLING AND HVAC OPENINGS SHALL BE CONSIDERED AS PER RELATED DRAWINGS BEFORE CONSTRUCTION.
6. FINISH GRADING LEVEL (F.G.L.) : +11.20 (M.S.L.) = ±0.00 (LOCAL)

LEGEND

F.F.L.	FINISHED FLOOR LEVEL
T.O.WA.	TOP OF WALKWAY
T.O.P.	TOP OF PARAPET
T.O.S.	TOP OF SLAB
T.O.D.	TOP OF DOOR
T.O.W.	TOP OF WINDOW
B.O.W.	BOTTOM OF WINDOW
T.O.C.	TOP OF CAGE
B.O.C.	BOTTOM OF CAGE
B.O.F.	BOTTOM OF FALSE FLOOR
B.O.SU.	BOTTOM OF SUSPENDED
B.O.S.	BOTTOM OF SLEEVE
F.G.L.	FINISH GROUND LEVEL

BRICK WORK

REINFORCED CONCRETE

BRICK FACING

FALSE FLOOR

REFERENCE DRAWING	DRG. No.
STANDARD DRAWING FOR ARCHITECTURAL DETAILS	BK-GNRAL-PEDCO-000-AR-DW-0001
SITE SEWARAGE SYSTEM LAYOUT & DETAILS	BK-GCS-PEDCO-120-CV-PY-0001
CABLE TRENCH AND DUCT BANK LAYOUT	BK-GCS-PEDCO-120-CV-PY-0002
ROAD, PAVING AND PLANT FINISH GRADING LAYOUT & SECTIONS	BK-GCS-PEDCO-120-CV-PY-0005
ELECTRICAL CABLE ROUTE & SECTION LAYOUT FOR BUILDING & SHELTER	BK-GCS-PEDCO-120-EL-PY-0006
FOUNDATION DRAWING FOR CCTV CONTROL ROOM - BINAK GCS	BK-GCS-PEDCO-120-ST-DW-0075
STRUCTURAL DRAWING FOR CCTV CONTROL ROOM - BINAK GCS	BK-GCS-PEDCO-120-ST-DW-0076
STANDARD DETAILS FOR LADDER & SAFETY CAGE	BK-GNRAL-PEDCO-000-ST-DW-0009
HVAC SYSTEM LAYOUT AND PLUMBING FOR CCTV CONROL ROOM	BK-GCS-PEDCO-120-HV-PY-0009
PLUMBING & SEWAGE PIPING LAYOUT FOR CCTV CONROL ROOM	BK-GCS-PEDCO-120-HV-PY-0013
UNIT PLOT PLAN DRAWING	BK-GCS-PEDCO-120-PI-PY-0001

KEY PLAN

D04	SEP.2023	AFC	R.BERLOUIE	M.FAKHARIAN	A.M.MOHSENI	**.**
D03	AUG.2023	IFA	R.BERLOUIE	M.FAKHARIAN	A.M.MOHSENI	**.**
D02	MAY.2023	IFA	R.BERLOUIE	M.FAKHARIAN	M.MEHRSHAD	**.**
D01	OCT.2022	IFA	R.BERLOUIE	M.FAKHARIAN	M.MEHRSHAD	**.**
D00	JUN.2022	IFC	R.BERLOUIE	M.FAKHARIAN	M.MEHRSHAD	**.**
REV.	DATE	P.O.I.S	PREP.	CHK.	APP.	AUT.

REV.	DESCRIPTION	BY	DATE	BY	DATE
		CHECKED		REV. APPR.	
***	**********	**.**	***.****	**.**	***.****

PROJECT NAME: BINAK OILFIELD DEVELOPMENT/SURFACE FACILITIES GAS COMPRESSOR STATION

PROJECT NO.: 971020

EPC CONTRACTOR: HIRGAN ENERGY – DESIGN & INSPECTION COMPANIES

EPD/EPC CONTRACTOR (GC): PEDCO — PETROIRAN DEVELOPMENT COMPANY

اصل و کلیه نسخ این نقشه و حق اقتباس متعلق به شرکت ملی مناطق نفت خیز جنوب میباشد.

THE ORIGINAL AND ALL COPIES OF THIS DRAWING TOGETHER WITH THE COPYRIGHT THEREIN ARE THE SOLE PROPERTY OF N.I.S.O.C./ FIELDS

BINAK OILFIELD DEVELOPMENT
SURFACE FACILITIES
GAS COMPRESSOR STATION

DATE	SCALE	DRAWING BY	CHECKED BY	PROJECT ENG.

DRAWING TITLE: Architectural Drawing For CCTV Control Room- Binak GCS PLAN

NO CONSTRUCTION PERMITTED UNLESS DRAWING APPROVED

APPROVED FOR CONSTRUCTION BY: DATE:

SCALE	SIZE	DRAWING NO.	SHEET NO.	REV.
AS SHOWN	A1	BK-GCS-PEDCO-120-AR-DW-0008	02 OF 11	D04

BUDGET REF.	LOCATION	SIZE	CLASS	SERIAL NO.	SHEET	REVISION
053-073-9184	F	4	B	709396	02 OF 11	D04

100	CONTROL ROOM
101	RACK ROOM
102	PANTRY
103	WC
104	ENTRANCE

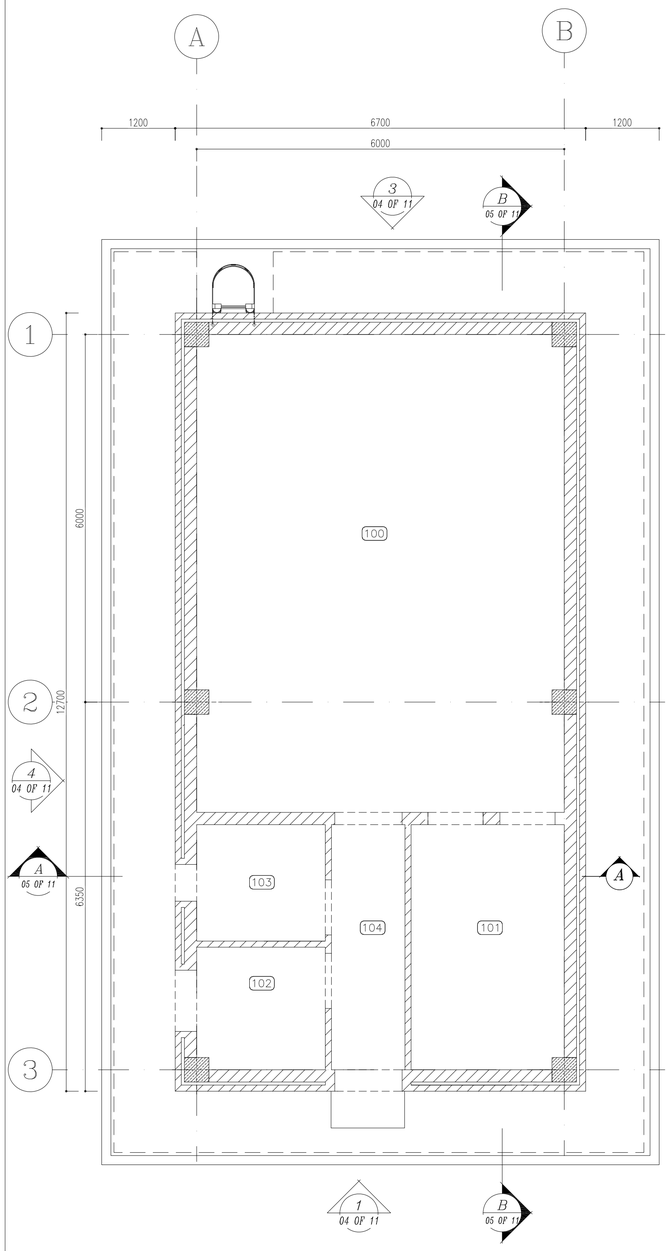

4 LINTEL PLAN

SC.1:50

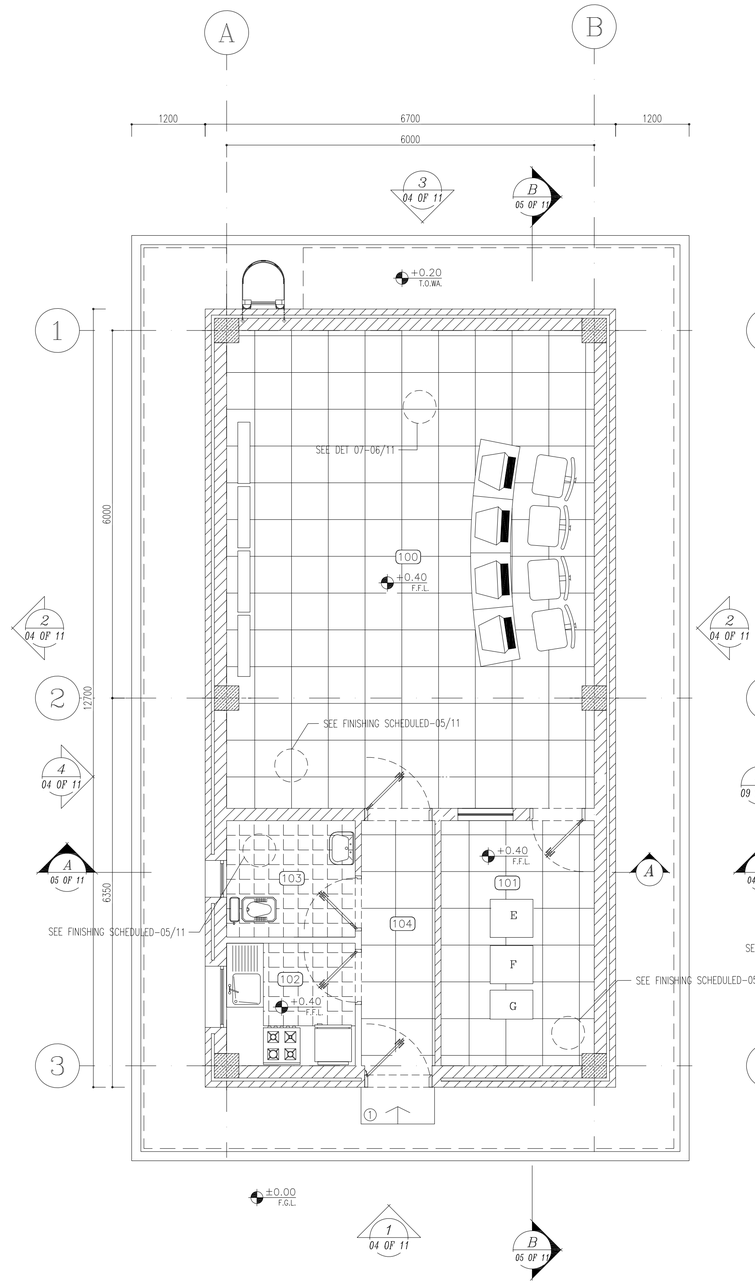

3 FURNITURE PLAN

SC.1:50

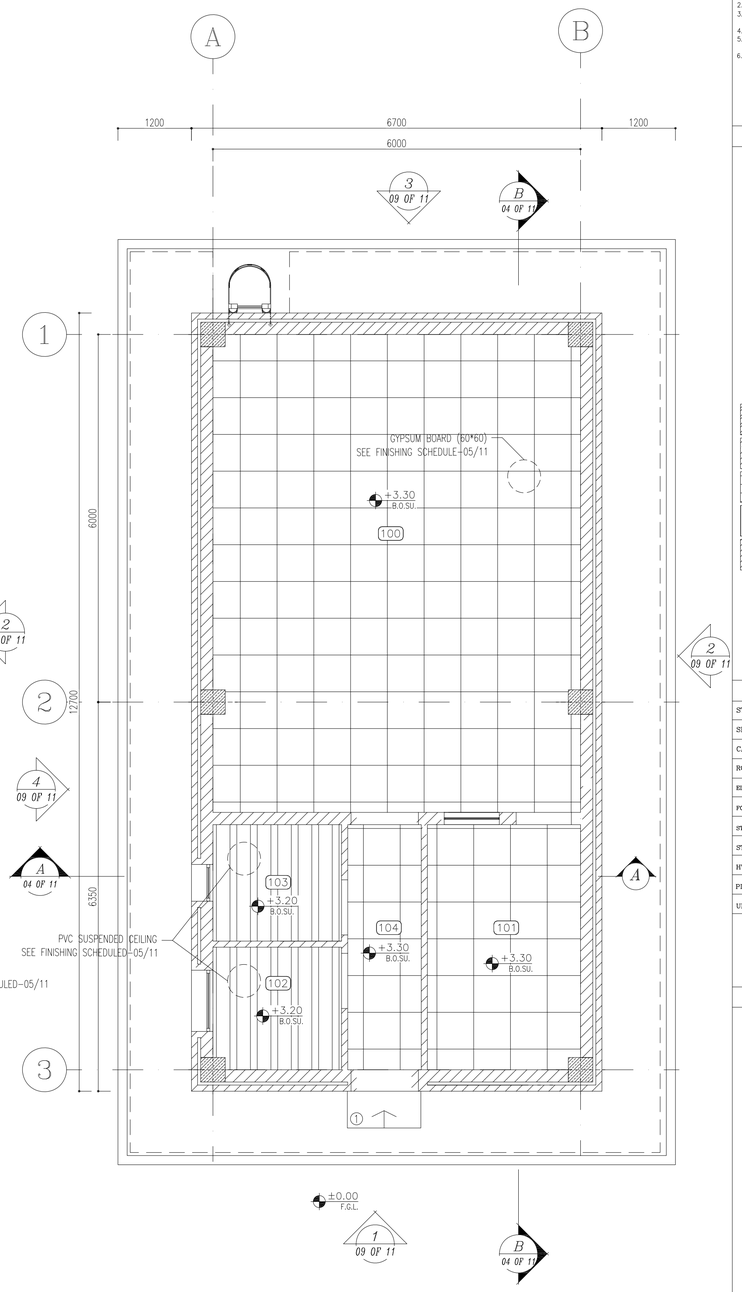

4 SUSPENDED CEILING PLAN

SC.1:50

100	CONTROL ROOM
101	RACK ROOM
102	PANTRY
103	WC
104	ENTRANCE

NOTES

1. ALL DIMENSIONS ARE IN MILIMETER & ALL ELEVATIONS ARE IN METER.
2. ALL DIMENSIONS AND ELEVATIONS SHALL BE CHECKED BY THE CONTRACTOR PRIOR TO CONSTRUCTION.
3. CONTRACTOR SHALL COMPARE ALL ARCHITECTURAL, MECHANICAL, ELECTRICAL, PIPING AND STRUCTURAL DRAWINGS AND IN CASE OF ANY CONFLICTS OR DISCREPANCY, INFORM THE ENGINEER.
4. ALL MATERIALS ARE SELECTED FROM THE HIGHEST QUALITY AND MUST BE APPROVED BY THE CLIENT.
5. ALL OPENINGS FOR PIPING/CABLING AND HVAC OPENINGS SHALL BE CONSIDERED AS PER RELATED DRAWINGS BEFORE CONSTRUCTION.
6. FINISH GRADING LEVEL (F.G.L.) : +11.20 (M.S.L.) = ±0.00 (LOCAL)

LEGEND

F.F.L.	FINISHED FLOOR LEVEL
T.O.WA.	TOP OF WALKWAY
T.O.P.	TOP OF PARAPET
T.O.S.	TOP OF SLAB
T.O.D.	TOP OF DOOR
T.O.W.	TOP OF WINDOW
B.O.W.	BOTTOM OF WINDOW
T.O.C.	TOP OF CAGE
B.O.C.	BOTTOM OF CAGE
B.O.F.	BOTTOM OF FALSE FLOOR
B.O.SU.	BOTTOM OF SUSPENDED
B.O.S.	BOTTOM OF SLEEVE
F.G.L.	FINISH GROUND LEVEL

BRICK WORK

REINFORCED CONCRETE

GYPSUM BOARD

PVC SUSPENDED CEILING

BRICK FACING

REFERENCE DRAWING	DRG. No.
STANDARD DRAWING FOR ARCHITECTURAL DETAILS	BK-GNRAL-PEDCO-000-AR-DW-0001
SITE SEWARAGE SYSTEM LAYOUT & DETAILS	BK-GCS-PEDCO-120-CV-PY-0001
CABLE TRENCH AND DUCT BANK LAYOUT	BK-GCS-PEDCO-120-CV-PY-0002
ROAD, PAVING AND PLANT FINISH GRADING LAYOUT & SECTIONS	BK-GCS-PEDCO-120-CV-PY-0005
ELECTRICAL CABLE ROUTE & SECTION LAYOUT FOR BUILDING & SHELTER	BK-GCS-PEDCO-120-EL-PY-0006
FOUNDATION DRAWING FOR CCTV CONTROL ROOM – BINAK GCS	BK-GCS-PEDCO-120-ST-DW-0075
STRUCTURAL DRAWING FOR CCTV CONTROL ROOM – BINAK GCS	BK-GCS-PEDCO-120-ST-DW-0076
STANDARD DETAILS FOR LADDER & SAFETY CAGE	BK-GNRAL-PEDCO-000-ST-DW-0009
HVAC SYSTEM LAYOUT AND PLUMBING FOR CCTV CONROL ROOM	BK-GCS-PEDCO-120-HV-PY-0009
PLUMBING & SEWAGE PIPING LAYOUT FOR CCTV CONROL ROOM	BK-GCS-PEDCO-120-HV-PY-0013
UNIT PLOT PLAN DRAWING	BK-GCS-PEDCO-120-PI-PY-0001

KEY PLAN

REV.	DATE	P.O.I.S	PREP.	CHK.	APP.	AUT.
D04	SEP.2023	AFC	R.BERLOUIE	M.PAKHARIAN	A.M.MOHSENI	**.**
D03	AUG.2023	IFA	R.BERLOUIE	M.PAKHARIAN	A.M.MOHSENI	**.**
D02	MAY.2023	IFA	R.BERLOUIE	M.PAKHARIAN	M.MEHRSHAD	**.**
D01	OCT.2022	IFA	R.BERLOUIE	M.PAKHARIAN	M.MEHRSHAD	**.**
D00	JUN.2022	IFC	R.BERLOUIE	M.PAKHARIAN	M.MEHRSHAD	**.**

REV.	DESCRIPTION	CHECKED BY	CHECKED DATE	REV. APPR. BY	REV. APPR. DATE
***	**********	**.**	***.****	**.**	***.****

PROJECT NAME: BINAK OILFIELD DEVELOPMENT/SURFACE FACILITIES GAS COMPRESSOR STATION

PROJECT NO.: 971020

EPC CONTRACTOR: HIRGAN ENERGY – DESIGN & INSPECTION COMPANIES

EPD/EPC CONTRACTOR (GC): PETROIRAN DEVELOPMENT COMPANY (PEDCO)

DRAWING TITLE: Architectural Drawing For CCTV Control Room– Binak GCS PLAN

اصل و کلیه نسخ این نقشه و حق اقتباس متعلق به شرکت ملی مناطق نفت خیز جنوب میباشد.

THE ORIGINAL AND ALL COPIES OF THIS DRAWING TOGETHER WITH THE COPYRIGHT THEREIN ARE THE SOLE PROPERTY OF N.I.S.O.C./ FIELDS

BINAK OILFIELD DEVELOPMENT
SURFACE FACILITIES
GAS COMPRESSOR STATION

DATE	SCALE	DRAWING BY	CHECKED BY	PROJECT ENG.

NO CONSTRUCTION PERMITTED UNLESS DRAWING APPROVED

APPROVED FOR CONSTRUCTION BY: DATE:

SCALE	SIZE	DRAWING NO.	SHEET NO.	REV.	BUDGET REF.	LOCATION	SIZE	CLASS	SERIAL NO.	SHEET	REVISION
AS SHOWN	A1	BK-GCS-PEDCO-120-AR-DW-0008	03 OF 11	D04	053-073-9184	F	4	B	709396	03 OF 11	D04

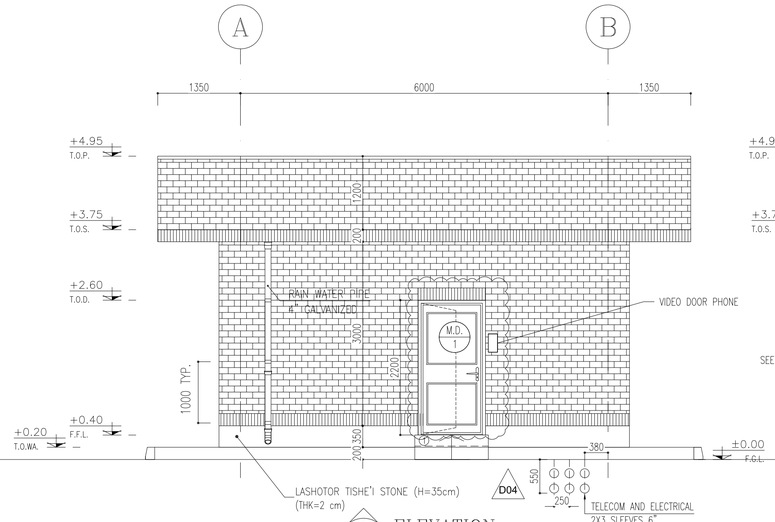

1 ELEVATION
SC.1:50
01 OF 11

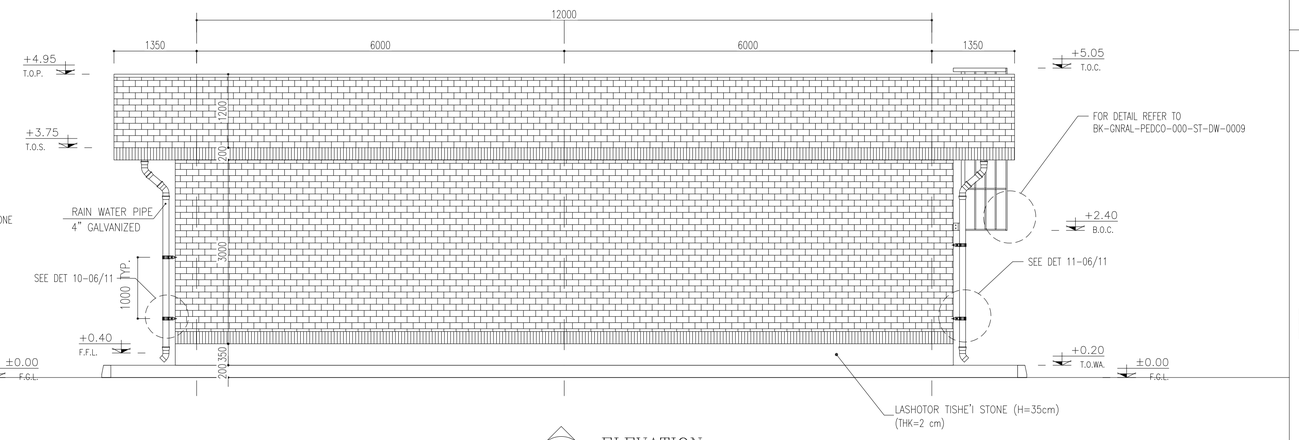

2 ELEVATION
SC.1:50
01 OF 11

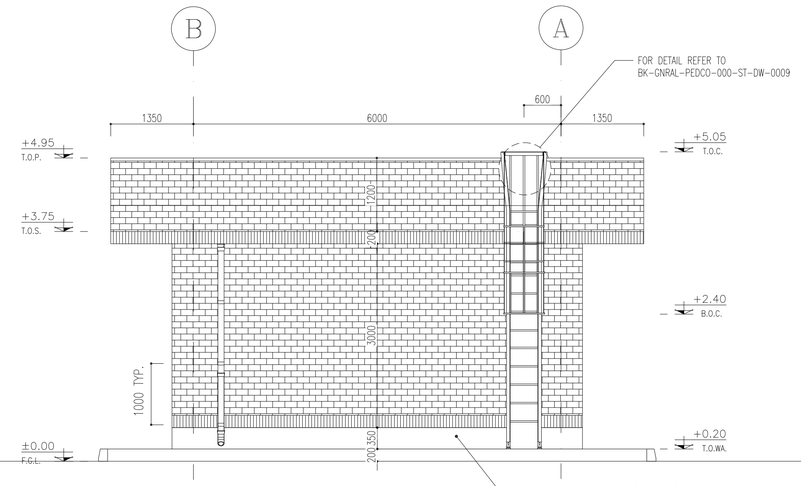

3 ELEVATION
SC.1:50
01 OF 11

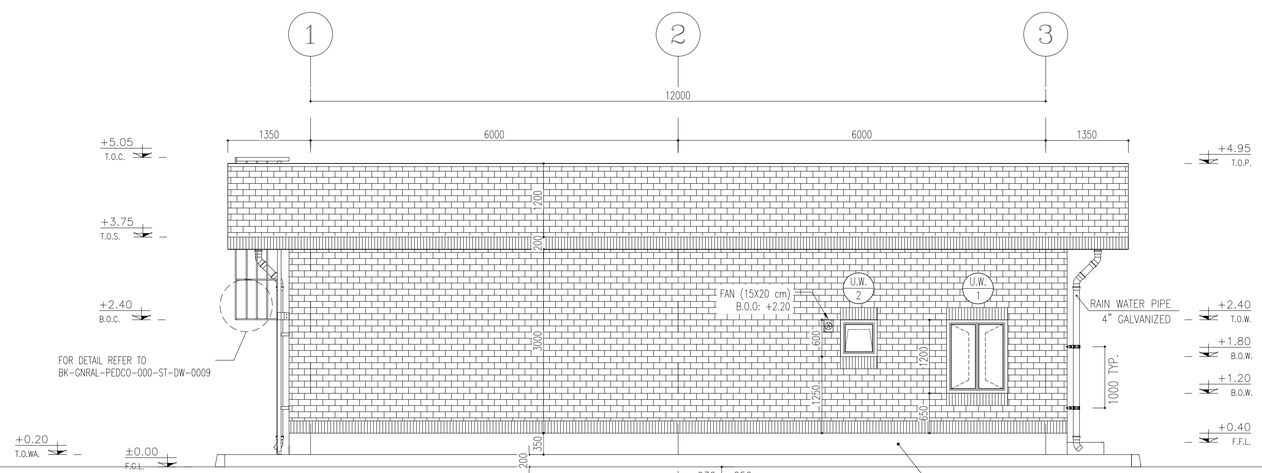

4 ELEVATION
SC.1:50
01 OF 11

NOTES

1. ALL DIMENSIONS ARE IN MILIMETER & ALL ELEVATIONS ARE IN METER.
2. ALL DIMENSIONS AND ELEVATIONS SHALL BE CHECKED BY THE CONTRACTOR PRIOR TO CONSTRUCTION.
3. CONTRACTOR SHALL COMPARE ALL ARCHITECTURAL, MECHANICAL, ELECTRICAL, PIPING AND STRUCTURAL DRAWINGS AND IN CASE OF ANY CONFLICTS OR DISCREPANCY, INFORM THE ENGINEER.
4. ALL MATERIALS ARE SELECTED FROM THE HIGHEST QUALITY AND MUST BE APPROVED BY THE CLIENT.
5. ALL OPENINGS FOR PIPING/CABLING AND HVAC OPENINGS SHALL BE CONSIDERED AS PER RELATED DRAWINGS BEFORE CONSTRUCTION.
6. FINISH GRADING LEVEL (F.G.L) : +11.20 (M.S.L) = ±0.00 (LOCAL)

LEGEND

F.F.L.	FINISHED FLOOR LEVEL
T.O.WA.	TOP OF WALKWAY
T.O.P.	TOP OF PARAPET
T.O.S.	TOP OF SLAB
T.O.D.	TOP OF DOOR
T.O.W.	TOP OF WINDOW
B.O.W.	BOTTOM OF WINDOW
T.O.C.	TOP OF CAGE
B.O.C.	BOTTOM OF CAGE
B.O.F.	BOTTOM OF FALSE FLOOR
B.O.SU.	BOTTOM OF SUSPENDED
B.O.S.	BOTTOM OF SLEEVE
F.G.L.	FINISH GROUND LEVEL

BRICK FACING

REFERENCE DRAWING	DRG. No.
STANDARD DRAWING FOR ARCHITECTURAL DETAILS	BK-GNRAL-PEDCO-000-AR-DW-0001
SITE SEWARAGE SYSTEM LAYOUT & DETAILS	BK-GCS-PEDCO-120-CV-PY-0001
CABLE TRENCH AND DUCT BANK LAYOUT	BK-GCS-PEDCO-120-CV-PY-0002
ROAD, PAVING AND PLANT FINISH GRADING LAYOUT & SECTIONS	BK-GCS-PEDCO-120-CV-PY-0005
ELECTRICAL CABLE ROUTE & SECTION LAYOUT FOR BUILDING & SHELTER	BK-GCS-PEDCO-120-EL-PY-0006
FOUNDATION DRAWING FOR CCTV CONTROL ROOM – BINAK GCS	BK-GCS-PEDCO-120-ST-DW-0075
STRUCTURAL DRAWING FOR CCTV CONTROL ROOM – BINAK GCS	BK-GCS-PEDCO-120-ST-DW-0076
STANDARD DETAILS FOR LADDER & SAFETY CAGE	BK-GNRAL-PEDCO-000-ST-DW-0009
HVAC SYSTEM LAYOUT AND PLUMBING FOR CCTV CONROL ROOM	BK-GCS-PEDCO-120-HV-PY-0009
PLUMBING & SEWAGE PIPING LAYOUT FOR CCTV CONROL ROOM	BK-GCS-PEDCO-120-HV-PY-0013
UNIT PLOT PLAN DRAWING	BK-GCS-PEDCO-120-PI-PY-0001

KEY PLAN

REV.	DATE	P.O.I.S	PREP.	CHK.	APP.	AUT.
D04	SEP.2023	AFC	R.BERLOUIE	M.PAKHARIAN	A.M.MOHSENI	**.**
D03	AUG.2023	IFA	R.BERLOUIE	M.PAKHARIAN	A.M.MOHSENI	**.**
D02	MAY.2023	IFA	R.BERLOUIE	M.PAKHARIAN	M.MEHRSHAD	**.**
D01	OCT.2022	IFA	R.BERLOUIE	M.PAKHARIAN	M.MEHRSHAD	**.**
D00	JUN.2022	IFC	R.BERLOUIE	M.PAKHARIAN	M.MEHRSHAD	**.**

REV.	DESCRIPTION	CHECKED BY	CHECKED DATE	REV. APPR. BY	REV. APPR. DATE
***	**********	**.**	***.****	**.**	***.****

PROJECT NAME: BINAK OILFIELD DEVELOPMENT/SURFACE FACILITIES GAS COMPRESSOR STATION

PROJECT NO.: 971020

EPC CONTRACTOR: HIRGAN ENERGY – DESIGN & INSPECTION COMPANIES

EPD/EPC CONTRACTOR (GC): PETROIRAN DEVELOPMENT COMPANY (PEDCO)

اصل و کلیه نسخ این نقشه و حق اقتباس متعلق به شرکت ملی مناطق نفت خیز جنوب میباشد.

THE ORIGINAL AND ALL COPIES OF THIS DRAWING TOGETHER WITH THE COPYRIGHT THEREIN ARE THE SOLE PROPERTY OF N.I.S.O.C./ FIELDS

BINAK OILFIELD DEVELOPMENT
SURFACE FACILITIES
GAS COMPRESSOR STATION

DATE	SCALE	DRAWING BY	CHECKED BY	PROJECT ENG.

DRAWING TITLE: Architectural Drawing For CCTV Control Room– Binak GCS ELEVATIONS

NO CONSTRUCTION PERMITTED UNLESS DRAWING APPROVED

APPROVED FOR CONSTRUCTION BY: DATE:

SCALE	SIZE	DRAWING NO.	SHEET NO.	REV.	BUDGET REF.	LOCATION	SIZE	CLASS	SERIAL NO.	SHEET	REVISION
AS SHOWN	A1	BK-GCS-PEDCO-120-AR-DW-0008	04 OF 11	D04	053-073-9184	F	4	B	709396	04 OF 11	D04

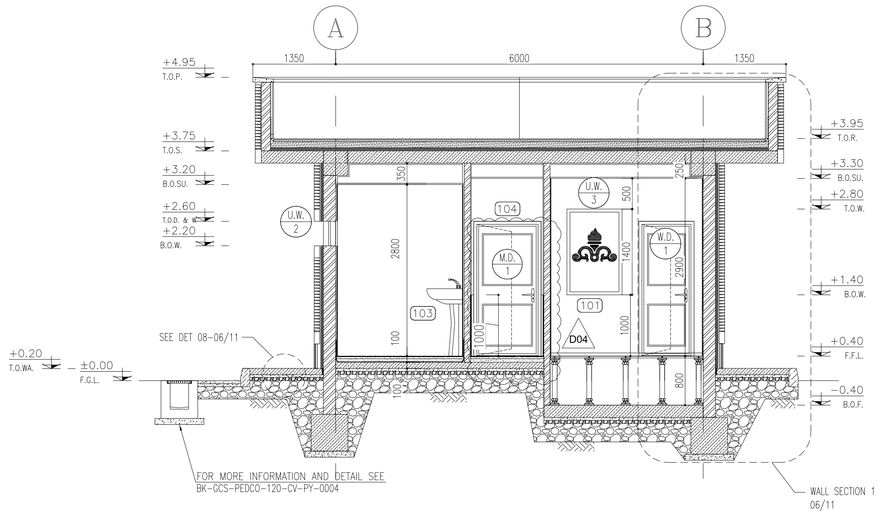

A SECTION
SC.1:50 01 OF 11

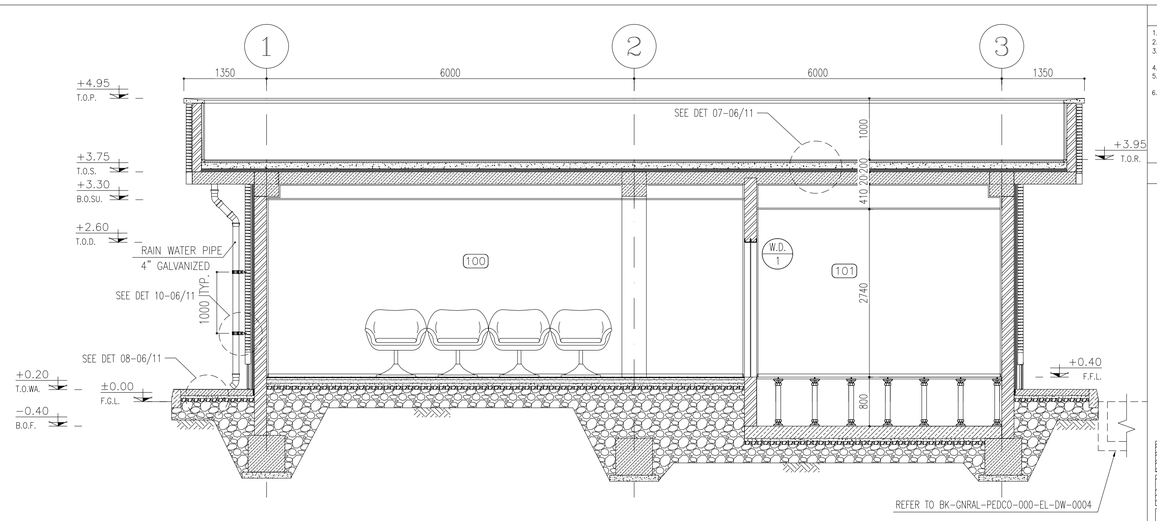

B SECTION
SC.1:50 01 OF 11

NOTES

1. ALL DIMENSIONS ARE IN MILLIMETER & ALL ELEVATIONS ARE IN METER.
2. ALL DIMENSIONS AND ELEVATIONS SHALL BE CHECKED BY THE CONTRACTOR PRIOR TO CONSTRUCTION.
3. CONTRACTOR SHALL COMPARE ALL ARCHITECTURAL, MECHANICAL, ELECTRICAL, PIPING AND STRUCTURAL DRAWINGS AND IN CASE OF ANY CONFLICTS OR DISCREPANCY, INFORM THE ENGINEER.
4. ALL MATERIALS ARE SELECTED FROM THE HIGHEST QUALITY AND MUST BE APPROVED BY THE CLIENT.
5. ALL OPENINGS FOR PIPING/CABLING AND HVAC OPENINGS SHALL BE CONSIDERED AS PER RELATED DRAWINGS BEFORE CONSTRUCTION.
6. FINISH GRADING LEVEL (F.G.L.) : +11.20 (M.S.L.) = ±0.00 (LOCAL)

LEGEND

F.F.L.	FINISHED FLOOR LEVEL
T.O.WA.	TOP OF WALKWAY
T.O.P.	TOP OF PARAPET
T.O.S.	TOP OF SLAB
T.O.D.	TOP OF DOOR
T.O.W.	TOP OF WINDOW
B.O.W.	BOTTOM OF WINDOW
T.O.C.	TOP OF CAGE
B.O.C.	BOTTOM OF CAGE
B.O.F.	BOTTOM OF FALSE FLOOR
B.O.SU.	BOTTOM OF SUSPENDED
B.O.S.	BOTTOM OF SLEEVE
T.O.R.	TOP OF ROOF
F.G.L.	FINISH GROUND LEVEL

BRICK WORK
BRICK FACING
REINFORCED CONCRETE
LEAN CONCRETE
BLOCKAGE
GRAVEL
GYPSUM BOARD
PVC SUSPENDED CEILING
FALSE FLOOR

REFERENCE DRAWING	DRG. No.
STANDARD DRAWING FOR ARCHITECTURAL DETAILS	BK-GNRAL-PEDCO-000-AR-DW-0001
SITE SEWARAGE SYSTEM LAYOUT & DETAILS	BK-GCS-PEDCO-120-CV-PY-0001
CABLE TRENCH AND DUCT BANK LAYOUT	BK-GCS-PEDCO-120-CV-PY-0002
ROAD, PAVING AND PLANT FINISH GRADING LAYOUT & SECTIONS	BK-GCS-PEDCO-120-CV-PY-0005
ELECTRICAL CABLE ROUTE & SECTION LAYOUT FOR BUILDING & SHELTER	BK-GCS-PEDCO-120-EL-PY-0006
FOUNDATION DRAWING FOR CCTV CONTROL ROOM - BINAK GCS	BK-GCS-PEDCO-120-ST-DW-0075
STRUCTURAL DRAWING FOR CCTV CONTROL ROOM - BINAK GCS	BK-GCS-PEDCO-120-ST-DW-0076
STANDARD DETAILS FOR LADDER & SAFETY CAGE	BK-GNRAL-PEDCO-000-ST-DW-0009
HVAC SYSTEM LAYOUT AND PLUMBING FOR CCTV CONROL ROOM	BK-GCS-PEDCO-120-HV-PY-0009
PLUMBING & SEWAGE PIPING LAYOUT FOR CCTV CONROL ROOM	BK-GCS-PEDCO-120-HV-PY-0013
UNIT PLOT PLAN DRAWING	BK-GCS-PEDCO-120-PI-PY-0001

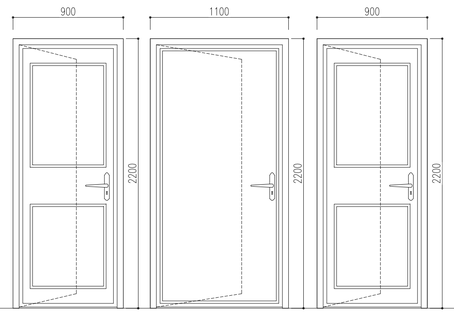

W.D. 1	M.D. 1	U.D. 1
TOTAL: 2 LEFT HAND: 1 RIGHT HAND: 1 SC N.T.S. WOODEN SECURITY DOOR WITH LEATHER COVERING	TOTAL: 1 LEFT HAND: 1 SC N.T.S. PLAIN METAL DOOR - WITHOUT TRANSPARENT/ GLASS PARTS	TOTAL: 1 LEFT HAND: 1 SC N.T.S. UPVC MATERIAL

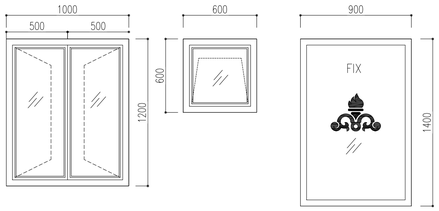

U.W. 1	U.W. 2	U.W. 3
TOTAL: 1 SC N.T.S. UPVC MATERIAL	TOTAL: 1 SC N.T.S. UPVC MATERIAL	TOTAL: 1 SC N.T.S. UPVC MATERIAL

FINISHING SCHEDULE

NO.	AREA	FLOOR	MATERIAL DIMENSION	SKIRTING	WALL D04	CEILING
100	CONTROL ROOM	GRANITE PLAQUE STONE	(60x60)	GRANITE STONE (H=100CM)	FIRST GRADE MDF WALL+ CEMENT PLASTER LAYER COVERING UP TO +2.80	GYPSUM BOARD 60x60 REMOVABLE SUSPENDED CEILING
101	RACK ROOM	ANTI-STATIC RAISED FLOOR TILES	(60x60)	GRANITE STONE (H=100CM)	MARBLE STONE UP TO 2.80	GYPSUM BOARD 60x60 REMOVABLE SUSPENDED CEILING
102	PANTRY	FIRST CLASS IRANIAN CERAMIC TILES	(30x30)	-	GLAZED TILE 25x30 UP TO +2.80	PVC SUSPENDED CEILING
103	WC	FIRST CLASS IRANIAN CERAMIC TILES	(30x30)	-	GLAZED TILE 25x30 UP TO +2.80	PVC SUSPENDED CEILING
104	ENTRANCE	GRANITE PLAQUE STONE	(60x60)	GRANITE STONE (H=100CM)	GYPSUM PLASTER + OIL PAINT + CEMENT PLASTER LAYER	GYPSUM BOARD 60x60 REMOVABLE SUSPENDED CEILING
-	ROOF	TERRAZOO TILE FIRST GRADE	(30x30)	TERRAZZO TILE (30X30X2.5)	CEMENT PLASTER	-

3 FINISHING SCHEDULE

KEY PLAN

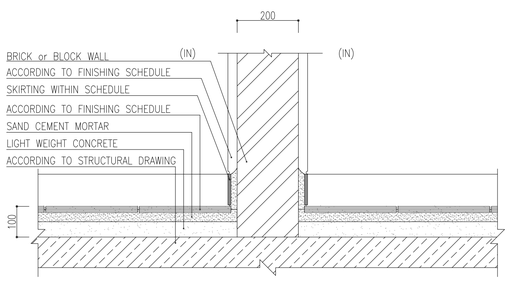

DETAIL 01
Sc:1/10

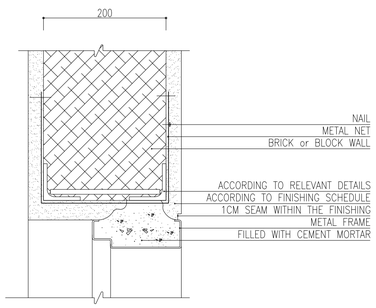

DETAIL 02
Sc:1/5

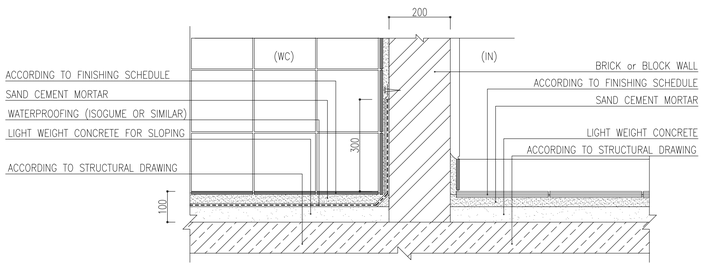

DETAIL 03
Sc:1/10

REV.	DATE	P.O.I.S	PREP.	CHK.	APP.	AUT.
D04	SEP.2023	AFC	R.BERLOUIE	M.PAKHARIAN	A.M.MOHSENI	**.**
D03	AUG.2023	IFA	R.BERLOUIE	M.PAKHARIAN	A.M.MOHSENI	**.**
D02	MAY.2023	IFA	R.BERLOUIE	M.PAKHARIAN	M.MEHRSHAD	**.**
D01	OCT.2022	IFA	R.BERLOUIE	M.PAKHARIAN	M.MEHRSHAD	**.**
D00	JUN.2022	IFC	R.BERLOUIE	M.PAKHARIAN	M.MEHRSHAD	**.**

REV.	DESCRIPTION	BY	DATE	BY	DATE
***	**********	**.**	***.****	**.**	***.****
		CHECKED		REV. APPR.	

PROJECT NAME: BINAK OILFIELD DEVELOPMENT/SURFACE FACILITIES GAS COMPRESSOR STATION

PROJECT NO.: 971020

EPC CONTRACTOR: HIRGAN ENERGY - DESIGN & INSPECTION COMPANIES

EPD/EPC CONTRACTOR (GC): PEDCO — PETROIRAN DEVELOPMENT COMPANY

DRAWING TITLE: Architectural Drawing For CCTV Control Room- Binak GCS SECTIONS AND DETAILS

SCALE	SIZE	DRAWING NO.	SHEET NO.	REV.
AS SHOWN	A1	BK-GCS-PEDCO-120-AR-DW-0008	05 OF 11	D04

أصل و کلیه نسخ این نقشه و حق اقتباس متعلق به شرکت ملی مناطق نفت خیز جنوب میباشد.

THE ORIGINAL AND ALL COPIES OF THIS DRAWING TOGETHER WITH THE COPYRIGHT THEREIN ARE THE SOLE PROPERTY OF N.I.S.O.C./ FIELDS

BINAK OILFIELD DEVELOPMENT
SURFACE FACILITIES
GAS COMPRESSOR STATION

DATE	SCALE	DRAWING BY	CHECKED BY	PROJECT ENG.

NO CONSTRUCTION PERMITTED UNLESS DRAWING APPROVED

APPROVED FOR CONSTRUCTION BY: DATE:

BUDGET REF.	LOCATION	SIZE	CLASS	SERIAL NO.	SHEET	REVISION
053-073-9184	F	4	B	709396	05 OF 11	D04

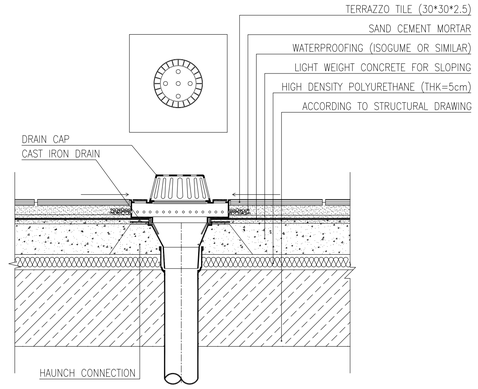

DETAIL 04
Sc:1/10

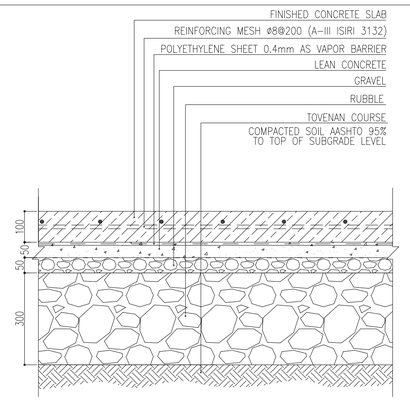

DETAIL 08
Sc:1/10

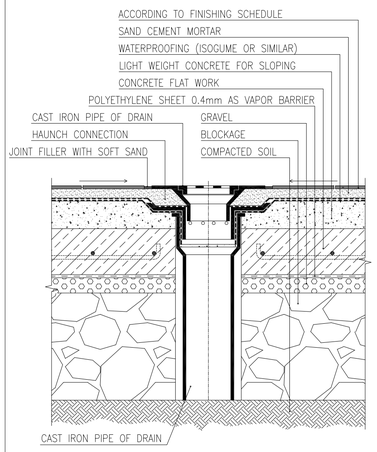

DETAIL 05
Sc:1/10

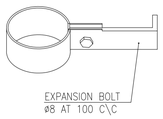

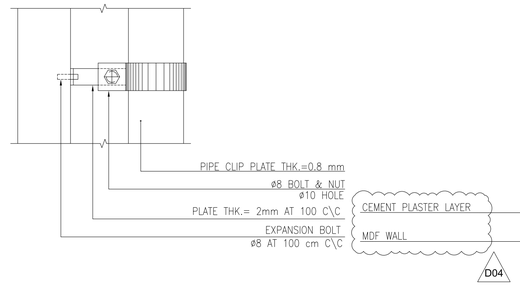

DETAIL 10
Sc:1/5

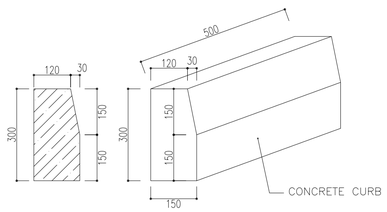

DETAIL 11
Sc:1/10

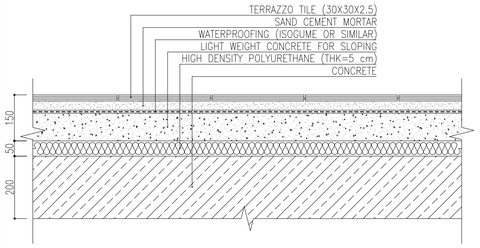

DETAIL 06
Sc:1/10

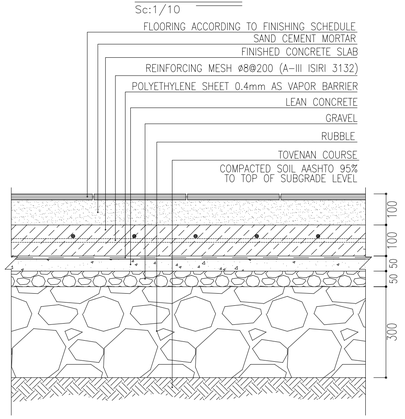

DETAIL 07
Sc:1/10

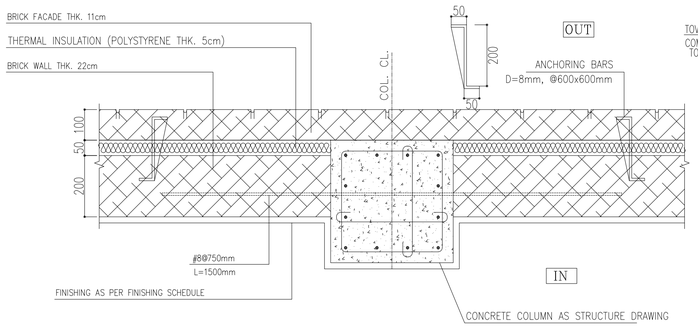

DETAIL 12
Sc:1/10

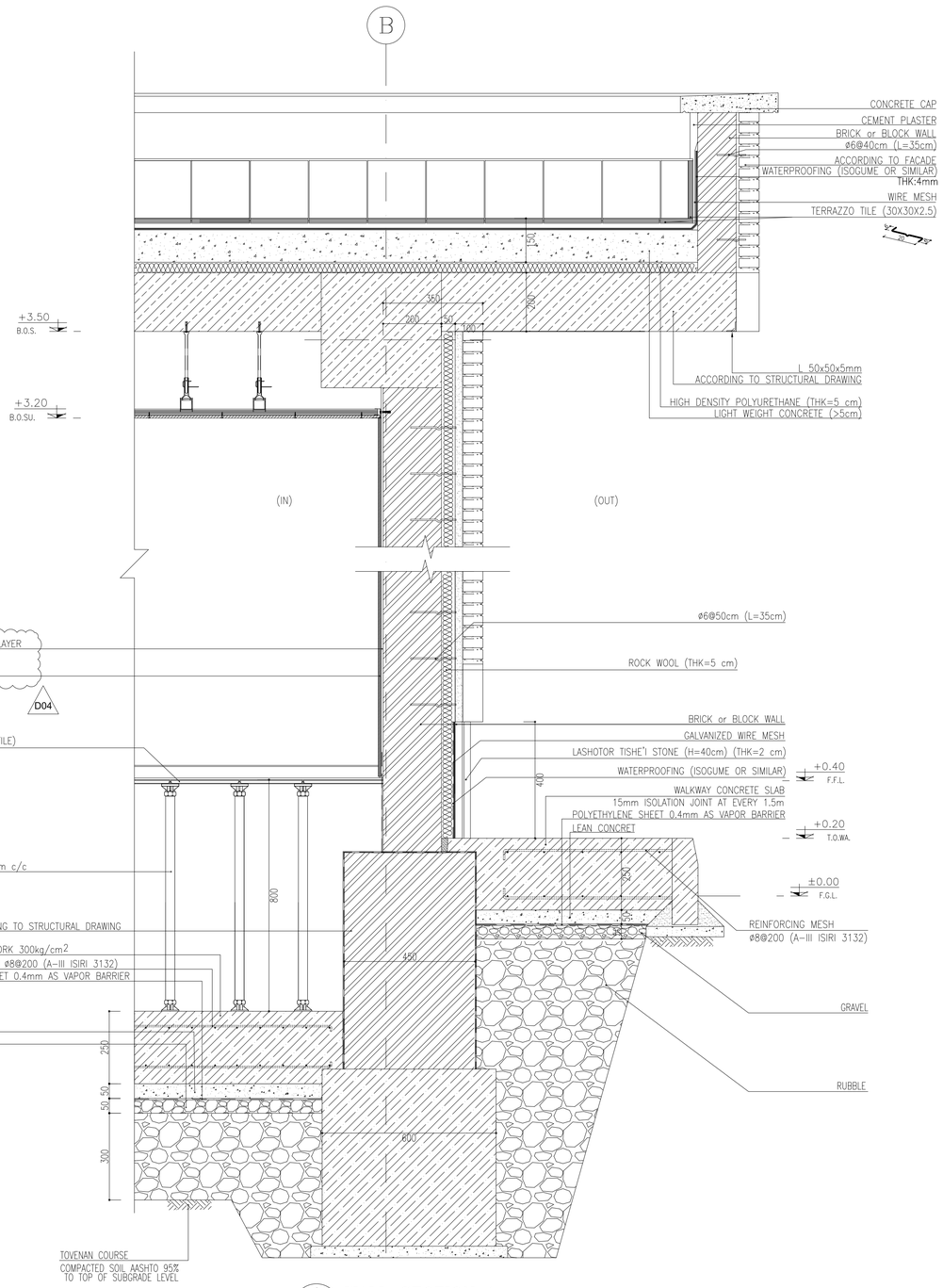

1 WALL SECTION 1
02 OF 11 SC.1:20

NOTES

1. ALL DIMENSIONS ARE IN MILLIMETER & ALL ELEVATIONS ARE IN METER.
2. ALL DIMENSIONS AND ELEVATIONS SHALL BE CHECKED BY THE CONTRACTOR PRIOR TO CONSTRUCTION.
3. CONTRACTOR SHALL COMPARE ALL ARCHITECTURAL, MECHANICAL, ELECTRICAL, PIPING AND STRUCTURAL DRAWINGS AND IN CASE OF ANY CONFLICTS OR DISCREPANCY, INFORM THE ENGINEER.
4. ALL MATERIALS ARE SELECTED FROM THE HIGHEST QUALITY AND MUST BE APPROVED BY THE CLIENT.
5. ALL OPENINGS FOR PIPING/CABLING AND HVAC OPENINGS SHALL BE CONSIDERED AS PER RELATED DRAWINGS BEFORE CONSTRUCTION.
6. FINISH GRADING LEVEL (F.G.L.) : +11.20 (M.S.L.) = ±0.00 (LOCAL)

LEGEND

F.F.L.	FINISHED FLOOR LEVEL
T.O.WA.	TOP OF WALKWAY
T.O.P.	TOP OF PARAPET
T.O.S.	TOP OF SLAB
T.O.D.	TOP OF DOOR
T.O.W.	TOP OF WINDOW
B.O.W.	BOTTOM OF WINDOW
T.O.C.	TOP OF CAGE
B.O.C.	BOTTOM OF CAGE
B.O.F.	BOTTOM OF FALSE FLOOR
B.O.SU.	BOTTOM OF SUSPENDED
B.O.S.	BOTTOM OF SLEEVE
F.G.L.	FINISH GROUND LEVEL

BRICK WORK
BRICK FACING
REINFORCED CONCRETE
LEAN CONCRETE
BLOCKAGE
GRAVEL
GYPSUM BOARD
PVC SUSPENDED CEILING
FALSE FLOOR

REFERENCE DRAWING	DRG. No.
STANDARD DRAWING FOR ARCHITECTURAL DETAILS	BK-GNRAL-PEDCO-000-AR-DW-0001
SITE SEWARAGE SYSTEM LAYOUT & DETAILS	BK-GCS-PEDCO-120-CV-PY-0001
CABLE TRENCH AND DUCT BANK LAYOUT	BK-GCS-PEDCO-120-CV-PY-0002
ROAD, PAVING AND PLANT FINISH GRADING LAYOUT & SECTIONS	BK-GCS-PEDCO-120-CV-PY-0005
ELECTRICAL CABLE ROUTE & SECTION LAYOUT FOR BUILDING & SHELTER	BK-GCS-PEDCO-120-EL-PY-0006
FOUNDATION DRAWING FOR CCTV CONTROL ROOM – BINAK GCS	BK-GCS-PEDCO-120-ST-DW-0075
STRUCTURAL DRAWING FOR CCTV CONTROL ROOM – BINAK GCS	BK-GCS-PEDCO-120-ST-DW-0076
STANDARD DETAILS FOR LADDER & SAFETY CAGE	BK-GNRAL-PEDCO-000-ST-DW-0009
HVAC SYSTEM LAYOUT AND PLUMBING FOR CCTV CONROL ROOM	BK-GCS-PEDCO-120-HV-PY-0009
PLUMBING & SEWAGE PIPING LAYOUT FOR CCTV CONROL ROOM	BK-GCS-PEDCO-120-HV-PY-0013
UNIT PLOT PLAN DRAWING	BK-GCS-PEDCO-120-PI-PY-0001

KEY PLAN

REV.	DATE	P.O.I.S	PREP.	CHK.	APP.	AUT.
D04	SEP.2023	AFC	R.BERLOUIE	M.PAKHARIAN	A.M.MOHSENI	**.**
D03	AUG.2023	IFA	R.BERLOUIE	M.PAKHARIAN	A.M.MOHSENI	**.**
D02	MAY.2023	IFA	R.BERLOUIE	M.PAKHARIAN	M.MEHRSHAD	**.**
D01	OCT.2022	IFA	R.BERLOUIE	M.PAKHARIAN	M.MEHRSHAD	**.**
D00	JUN.2022	IFC	R.BERLOUIE	M.PAKHARIAN	M.MEHRSHAD	**.**

REV.	DESCRIPTION	CHECKED BY	CHECKED DATE	REV. APPR. BY	REV. APPR. DATE
***	**********	**.**	***.****	**.**	***.****

PROJECT NAME: BINAK OILFIELD DEVELOPMENT/SURFACE FACILITIES GAS COMPRESSOR STATION

PROJECT NO.: 971020

EPC CONTRACTOR: HIRGAN ENERGY – DESIGN & INSPECTION COMPANIES

EPD/EPC CONTRACTOR (GC): PEDCO — PETROIRAN DEVELOPMENT COMPANY

DRAWING TITLE: Architectural Drawing For CCTV Control Room– Binak GCS WALL SECTION AND DETAILS

SCALE	SIZE	DRAWING NO.	SHEET NO.	REV.
AS SHOWN	A1	BK-GCS-PEDCO-120-AR-DW-0008	06 OF 11	D04

اصل و کلیه نسخ این نقشه و حق اقتباس متعلق به شرکت ملی مناطق نفت خیز جنوب میباشد.

THE ORIGINAL AND ALL COPIES OF THIS DRAWING TOGETHER WITH THE COPYRIGHT THEREIN ARE THE SOLE PROPERTY OF N.I.S.O.C./ FIELDS

BINAK OILFIELD DEVELOPMENT
SURFACE FACILITIES
GAS COMPRESSOR STATION

DATE	SCALE	DRAWING BY	CHECKED BY	PROJECT ENG.

NO CONSTRUCTION PERMITTED UNLESS DRAWING APPROVED

APPROVED FOR CONSTRUCTION BY: DATE:

BUDGET REF.	LOCATION	SIZE	CLASS	SERIAL NO.	SHEET	REVISION
053-073-9184	F	4	B	709396	06 OF 11	D04

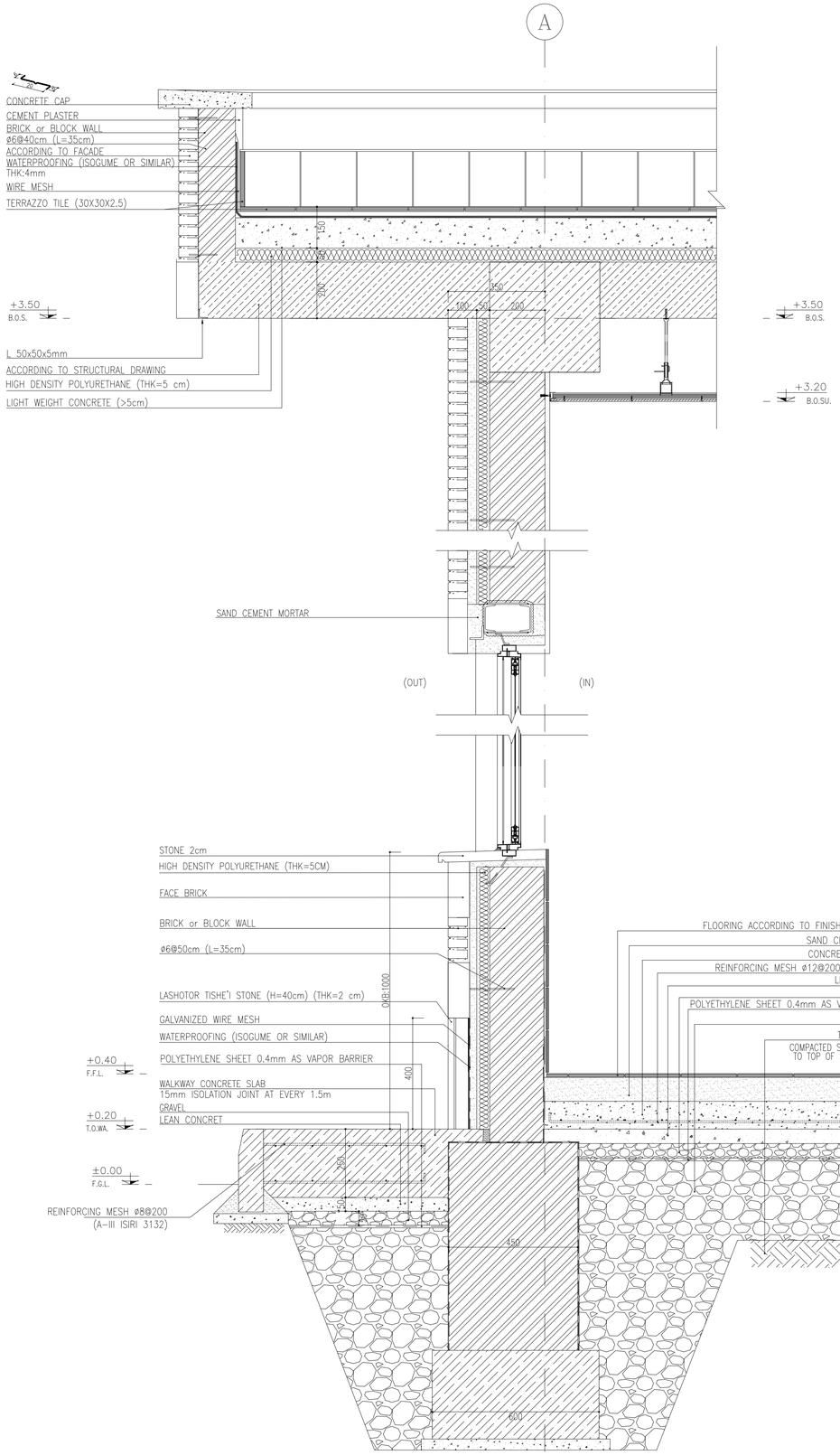

2 WALL SECTION
SC.1:10 (02 OF 11)

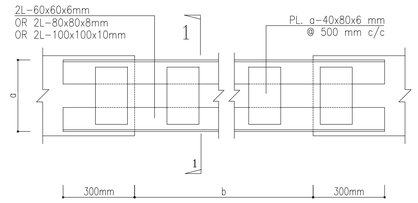

LINTEL PLAN -2L
Sc: N.T.S.

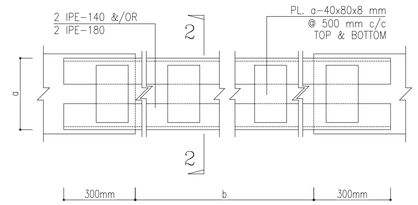

LINTEL PLAN -2 IPE
Sc: N.T.S.

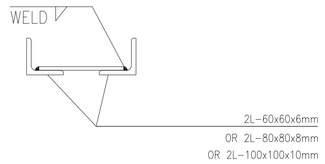

TYP. SECTION 1-1
Sc: 1:5

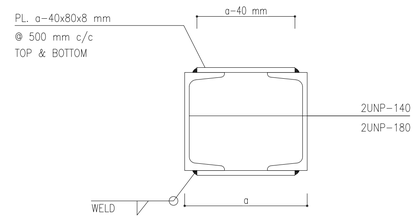

TYP. SECTION 2-2
Sc: 1:10

LINTEL SCHEDULE

WIDTH a	SPAN b mm	PROFILE mm a≥200	PROFILE mm a<200
VARIES- IT DEPENDS ON WALL THICKNESS AND IT'S FINISHING. REFER TO ARCHITECTURAL DWGS.	b≤1100	2L-60x60x6	UNP 100
	1100<b≤1500	2L-80x80x8	UNP 100
	1500<b≤2100	2L-100x100x10	2UNP 80
	2100<b≤3000	2UNP 160	2UNP 100
	3000<b≤3600	2UNP 180	2UNP 100

8 LINTEL SCHEDULE

NOTES

1. ALL DIMENSIONS ARE IN MILIMETER & ALL ELEVATIONS ARE IN METER.
2. ALL DIMENSIONS AND ELEVATIONS SHALL BE CHECKED BY THE CONTRACTOR PRIOR TO CONSTRUCTION.
3. CONTRACTOR SHALL COMPARE ALL ARCHITECTURAL, MECHANICAL, ELECTRICAL, PIPING AND STRUCTURAL DRAWINGS AND IN CASE OF ANY CONFLICTS OR DISCREPANCY, INFORM THE ENGINEER.
4. ALL MATERIALS ARE SELECTED FROM THE HIGHEST QUALITY AND MUST BE APPROVED BY THE CLIENT.
5. ALL OPENINGS FOR PIPING/CABLING AND HVAC OPENINGS SHALL BE CONSIDERED AS PER RELATED DRAWINGS BEFORE CONSTRUCTION.
6. FINISH GRADING LEVEL (F.G.L.) : +11.20 (M.S.L.) = ±0.00 (LOCAL)

LEGEND

F.F.L.	FINISHED FLOOR LEVEL
T.O.WA.	TOP OF WALKWAY
T.O.P.	TOP OF PARAPET
T.O.S.	TOP OF SLAB
T.O.D.	TOP OF DOOR
T.O.W.	TOP OF WINDOW
B.O.W.	BOTTOM OF WINDOW
T.O.C.	TOP OF CAGE
B.O.C.	BOTTOM OF CAGE
B.O.F.	BOTTOM OF FALSE FLOOR
B.O.SU.	BOTTOM OF SUSPENDED
B.O.S.	BOTTOM OF SLEEVE
F.G.L.	FINISH GROUND LEVEL

BRICK WORK
BRICK FACING
REINFORCED CONCRETE
LEAN CONCRETE
BLOCKAGE
GRAVEL
GYPSUM BOARD
PVC SUSPENDED CEILING
FALSE FLOOR

REFERENCE DRAWING	DRG. No.
STANDARD DRAWING FOR ARCHITECTURAL DETAILS	BK-GNRAL-PEDCO-000-AR-DW-0001
SITE SEWARAGE SYSTEM LAYOUT & DETAILS	BK-GCS-PEDCO-120-CV-PY-0001
CABLE TRENCH AND DUCT BANK LAYOUT	BK-GCS-PEDCO-120-CV-PY-0002
ROAD, PAVING AND PLANT FINISH GRADING LAYOUT & SECTIONS	BK-GCS-PEDCO-120-CV-PY-0005
ELECTRICAL CABLE ROUTE & SECTION LAYOUT FOR BUILDING & SHELTER	BK-GCS-PEDCO-120-EL-PY-0006
FOUNDATION DRAWING FOR CCTV CONTROL ROOM - BINAK GCS	BK-GCS-PEDCO-120-ST-DW-0075
STRUCTURAL DRAWING FOR CCTV CONTROL ROOM - BINAK GCS	BK-GCS-PEDCO-120-ST-DW-0076
STANDARD DETAILS FOR LADDER & SAFETY CAGE	BK-GNRAL-PEDCO-000-ST-DW-0009
HVAC SYSTEM LAYOUT AND PLUMBING FOR CCTV CONROL ROOM	BK-GCS-PEDCO-120-HV-PY-0009
PLUMBING & SEWAGE PIPING LAYOUT FOR CCTV CONROL ROOM	BK-GCS-PEDCO-120-HV-PY-0013
UNIT PLOT PLAN DRAWING	BK-GCS-PEDCO-120-PI-PY-0001

KEY PLAN

REV.	DATE	P.O.I.S	PREP.	CHK.	APP.	AUT.
D04	SEP.2023	AFC	R.BERLOUIE	M.PAKHARIAN	A.M.MOHSENI	**.**
D03	AUG.2023	IFA	R.BERLOUIE	M.PAKHARIAN	A.M.MOHSENI	**.**
D02	MAY.2023	IFA	R.BERLOUIE	M.PAKHARIAN	M.MEHRSHAD	**.**
D01	OCT.2022	IFA	R.BERLOUIE	M.PAKHARIAN	M.MEHRSHAD	**.**
D00	JUN.2022	IFC	R.BERLOUIE	M.PAKHARIAN	M.MEHRSHAD	**.**

REV.	DESCRIPTION	CHECKED BY	CHECKED DATE	REV. APPR. BY	REV. APPR. DATE
***	**********	**.**	***.****	**.**	***.****

PROJECT NAME: BINAK OILFIELD DEVELOPMENT/SURFACE FACILITIES GAS COMPRESSOR STATION

PROJECT NO.: 971020

EPC CONTRACTOR: HIRGAN ENERGY - DESIGN & INSPECTION COMPANIES

EPD/EPC CONTRACTOR (GC): PEDCO — PETROIRAN DEVELOPMENT COMPANY

اصل و کلیه نسخ این نقشه و حق اقتباس متعلق به شرکت ملی مناطق نفت خیز جنوب میباشد.

THE ORIGINAL AND ALL COPIES OF THIS DRAWING TOGETHER WITH THE COPYRIGHT THEREIN ARE THE SOLE PROPERTY OF N.I.S.O.C./ FIELDS

BINAK OILFIELD DEVELOPMENT
SURFACE FACILITIES
GAS COMPRESSOR STATION

DATE	SCALE	DRAWING BY	CHECKED BY	PROJECT ENG.

DRAWING TITLE: Architectural Drawing For CCTV Control Room- Binak GCS
WALL SECTION AND DETAILS

NO CONSTRUCTION PERMITTED UNLESS DRAWING APPROVED
APPROVED FOR CONSTRUCTION BY: DATE:

SCALE	SIZE	DRAWING NO.	SHEET NO.	REV.	BUDGET REF.	LOCATION	SIZE	CLASS	SERIAL NO.	SHEET	REVISION
AS SHOWN	A1	BK-GCS-PEDCO-120-AR-DW-0008	07 OF 11	D04	053-073-9184	F	4	B	709396	07 OF 11	D04

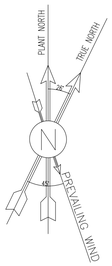

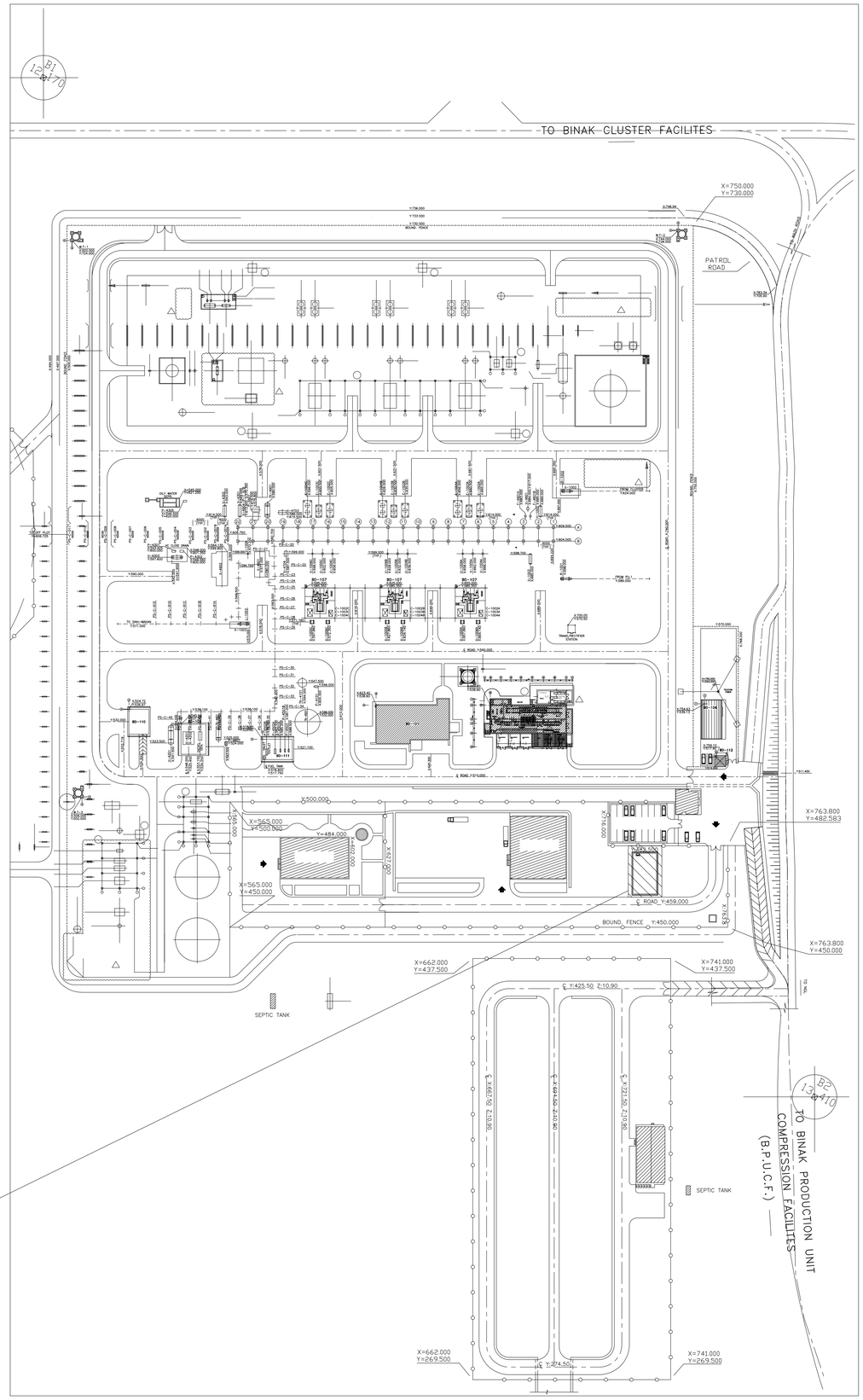

1 LOCATION PLAN

N.T.S

NOTES

1. ALL DIMENSIONS ARE IN MILLIMETER & ALL ELEVATIONS ARE IN METER.
2. ALL DIMENSIONS AND ELEVATIONS SHALL BE CHECKED BY THE CONTRACTOR PRIOR TO CONSTRUCTION.
3. CONTRACTOR SHALL COMPARE ALL ARCHITECTURAL, MECHANICAL, ELECTRICAL, PIPING AND STRUCTURAL DRAWINGS AND IN CASE OF ANY CONFLICTS OR DISCREPANCY, INFORM THE ENGINEER.
4. ALL MATERIALS ARE SELECTED FROM THE HIGHEST QUALITY AND MUST BE APPROVED BY THE CLIENT.
5. ALL OPENINGS FOR PIPING/CABLING AND HVAC OPENINGS SHALL BE CONSIDERED AS PER RELATED DRAWINGS BEFORE CONSTRUCTION.
6. FINISH GRADING LEVEL (F.G.L) : +11.20 (M.S.L) = ±0.00 (LOCAL)

LEGEND

REFERENCE DRAWING	DRG. No.
STANDARD DRAWING FOR ARCHITECTURAL DETAILS	BK-GNRAL-PEDCO-000-AR-DW-0001
SITE SEWARAGE SYSTEM LAYOUT & DETAILS	BK-GCS-PEDCO-120-CV-PY-0001
CABLE TRENCH AND DUCT BANK LAYOUT	BK-GCS-PEDCO-120-CV-PY-0002
ROAD, PAVING AND PLANT FINISH GRADING LAYOUT & SECTIONS	BK-GCS-PEDCO-120-CV-PY-0005
ELECTRICAL CABLE ROUTE & SECTION LAYOUT FOR BUILDING & SHELTER	BK-GCS-PEDCO-120-EL-PY-0006
FOUNDATION DRAWING FOR CCTV CONTROL ROOM – BINAK GCS	BK-GCS-PEDCO-120-ST-DW-0075
STRUCTURAL DRAWING FOR CCTV CONTROL ROOM – BINAK GCS	BK-GCS-PEDCO-120-ST-DW-0076
STANDARD DETAILS FOR LADDER & SAFETY CAGE	BK-GNRAL-PEDCO-000-ST-DW-0009
HVAC SYSTEM LAYOUT AND PLUMBING FOR CCTV CONROL ROOM	BK-GCS-PEDCO-120-HV-PY-0009
PLUMBING & SEWAGE PIPING LAYOUT FOR CCTV CONROL ROOM	BK-GCS-PEDCO-120-HV-PY-0013
D04 UNIT PLOT PLAN DRAWING	BK-GCS-PEDCO-120-PI-PY-0001

KEY PLAN

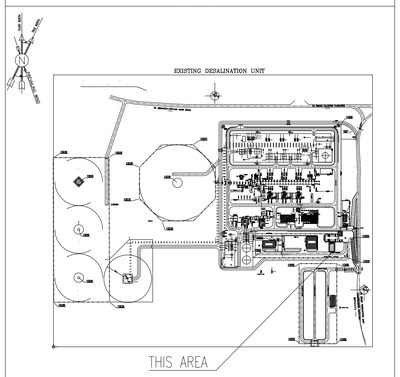

REV.	DATE	P.O.I.S	PREP.	CHK.	APP.	AUT.
D04	SEP.2023	AFC	R.BERLOUIE	M.PAKHARIAN	A.M.MOHSENI	**.**
D03	AUG.2023	IFA	R.BERLOUIE	M.PAKHARIAN	A.M.MOHSENI	**.**
D02	MAY.2023	IFA	R.BERLOUIE	M.PAKHARIAN	M.MEHRSHAD	**.**
D01	OCT.2022	IFA	R.BERLOUIE	M.PAKHARIAN	M.MEHRSHAD	**.**
D00	JUN.2022	IFC	R.BERLOUIE	M.PAKHARIAN	M.MEHRSHAD	**.**

REV.	DESCRIPTION	CHECKED BY	CHECKED DATE	REV. APPR. BY	REV. APPR. DATE
***	**********	**.**	***.****	**.**	***.****

PROJECT NAME: BINAK OILFIELD DEVELOPMENT/SURFACE FACILITIES GAS COMPRESSOR STATION

PROJECT NO.: 971020

EPC CONTRACTOR: HIRGAN ENERGY – DESIGN & INSPECTION COMPANIES

EPD/EPC CONTRACTOR (GC): PEDCO — PETROIRAN DEVELOPMENT COMPANY

DRAWING TITLE: Architectural Drawing For CCTV Control Room– Binak GCS PLAN

اصل و کلیه نسخ این نقشه و حق اقتباس متعلق به شرکت ملی مناطق نفت خیز جنوب میباشد.

THE ORIGINAL AND ALL COPIES OF THIS DRAWING TOGETHER WITH THE COPYRIGHT THEREIN ARE THE SOLE PROPERTY OF N.I.S.O.C./ FIELDS

BINAK OILFIELD DEVELOPMENT
SURFACE FACILITIES
GAS COMPRESSOR STATION

DATE	SCALE	DRAWING BY	CHECKED BY	PROJECT ENG.

NO CONSTRUCTION PERMITTED UNLESS DRAWING APPROVED

APPROVED FOR CONSTRUCTION BY: DATE:

SCALE	SIZE	DRAWING NO.	SHEET NO.	REV.
AS SHOWN	A1	BK-GCS-PEDCO-120-AR-DW-0008	01 OF 11	D04

BUDGET REF.	LOCATION	SIZE	CLASS	SERIAL NO.	SHEET	REVISION
053-073-9184	F	4	B	709396	01 OF 11	D04

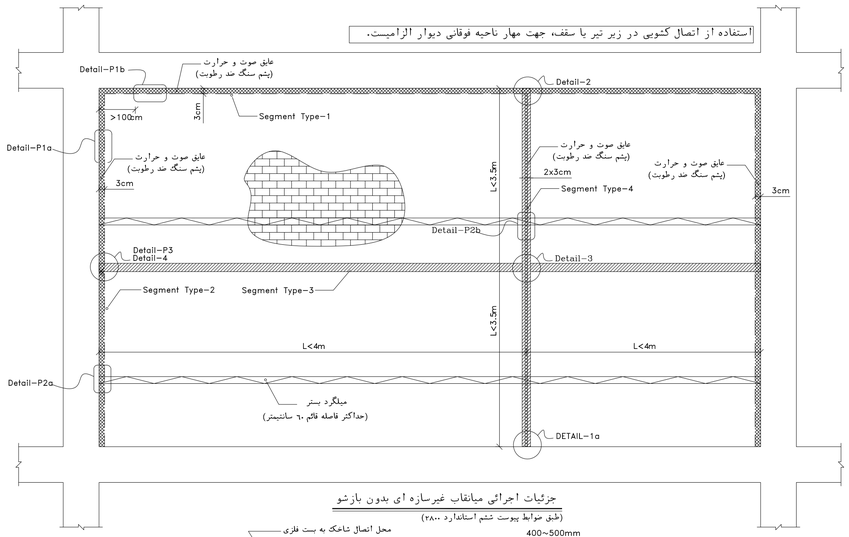

جزئیات اجرائی مبانقاب غیرسازه ای بدون بازشو

(طبق ضوابط پیوست ششم استاندارد ۲۸۰۰)

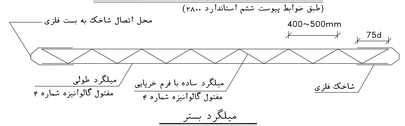

میلگرد بستر

(خرپایی)

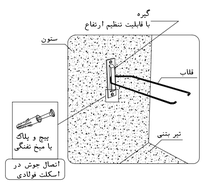

DETAIL-P2a

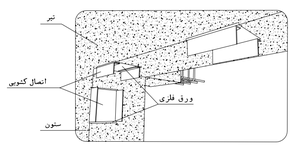

DETAIL-P1b

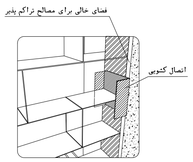

DETAIL-P1a

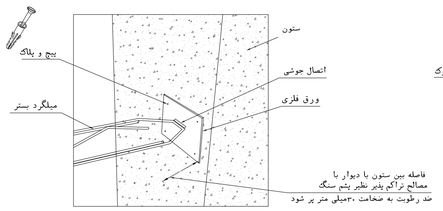

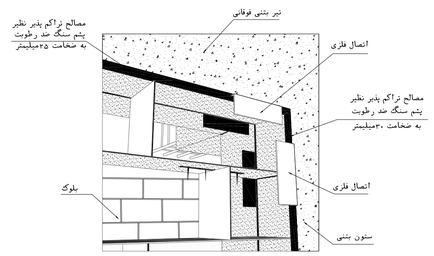

جزییات اتصال میلگرد بستر به ستون بتنی

det.6

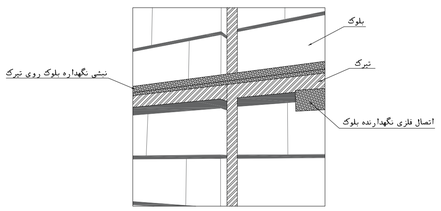

جزییات اتصال تیرک به وادار

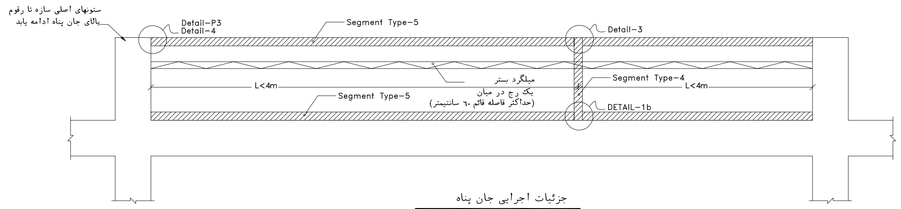

جزئیات اجرایی جان پناه

(طبق ضوابط پیوست ششم استاندارد ۲۸۰۰)

در صورتیکه ستونهای پیرامونی تا تراز جانپناه
امتداد نیافته اند، از Segment Type-4
در حداکثر فواصل4mاستفاده شود.

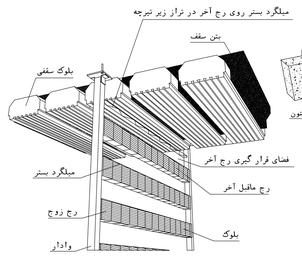

دیوار مسلح شده به میلگرد بستر(دیوارهای خارج از قاب)

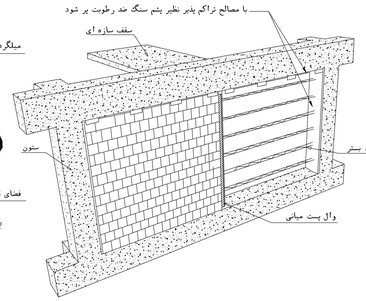

دیوار مسلح شده به میلگرد بستر(دیوار داخل قاب)

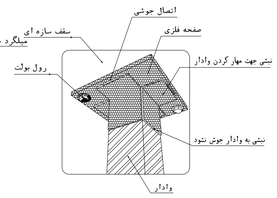

اتصال وادار انتهایی در دیوار های خارج از قاب

به صورت تلسکوپی

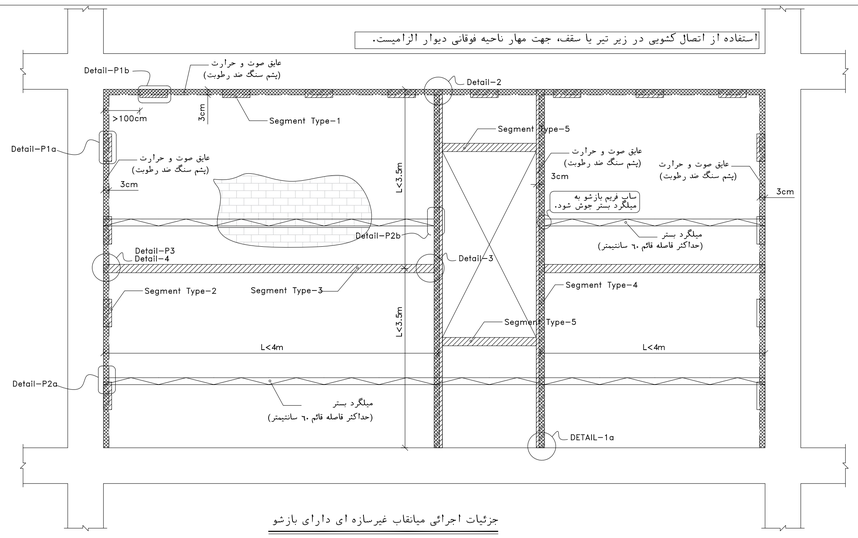

جزئیات اجرائی مبانقاب غیرسازه ای دارای بازشو

(طبق ضوابط پیوست ششم استاندارد ۲۸۰۰)

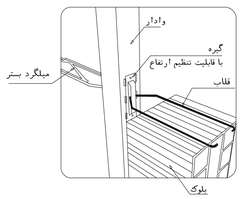

DETAIL-P2b

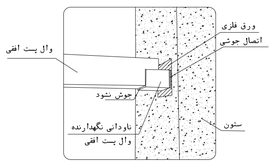

DETAIL-P3

NOTES

1. ALL DIMENSIONS ARE IN MILIMETER & ALL ELEVATIONS ARE IN METER.
2. ALL DIMENSIONS AND ELEVATIONS SHALL BE CHECKED BY THE CONTRACTOR PRIOR TO CONSTRUCTION.
3. CONTRACTOR SHALL COMPARE ALL ARCHITECTURAL, MECHANICAL, ELECTRICAL, PIPING AND STRUCTURAL DRAWINGS AND IN CASE OF ANY CONFLICTS OR DISCREPANCY, INFORM THE ENGINEER.
4. ALL MATERIALS ARE SELECTED FROM THE HIGHEST QUALITY AND MUST BE APPROVED BY THE CLIENT.
5. ALL OPENINGS FOR PIPING/CABLING AND HVAC OPENINGS SHALL BE CONSIDERED AS PER RELATED DRAWINGS BEFORE CONSTRUCTION.
6. FINISH GRADING LEVEL (F.G.L) : +11.20 (M.S.L) = ±0.00 (LOCAL)

LEGEND

REFERENCE DRAWING	DRG. No.
STANDARD DRAWING FOR ARCHITECTURAL DETAILS	BK-GNRAL-PEDCO-000-AR-DW-0001
SITE SEWARAGE SYSTEM LAYOUT & DETAILS	BK-GCS-PEDCO-120-CV-PY-0001
CABLE TRENCH AND DUCT BANK LAYOUT	BK-GCS-PEDCO-120-CV-PY-0002
ROAD, PAVING AND PLANT FINISH GRADING LAYOUT & SECTIONS	BK-GCS-PEDCO-120-CV-PY-0005
ELECTRICAL CABLE ROUTE & SECTION LAYOUT FOR BUILDING & SHELTER	BK-GCS-PEDCO-120-EL-PY-0006
FOUNDATION DRAWING FOR CCTV CONTROL ROOM - BINAK GCS	BK-GCS-PEDCO-120-ST-DW-0075
STRUCTURAL DRAWING FOR CCTV CONTROL ROOM - BINAK GCS	BK-GCS-PEDCO-120-ST-DW-0076
STANDARD DETAILS FOR LADDER & SAFETY CAGE	BK-GNRAL-PEDCO-000-ST-DW-0009
HVAC SYSTEM LAYOUT AND PLUMBING FOR CCTV CONROL ROOM	BK-GCS-PEDCO-120-HV-PY-0009
PLUMBING & SEWAGE PIPING LAYOUT FOR CCTV CONROL ROOM	BK-GCS-PEDCO-120-HV-PY-0013
UNIT PLOT PLAN DRAWING	BK-GCS-PEDCO-120-PI-PY-0001

KEY PLAN

REV.	DATE	P.O.I.S	PREP.	CHK.	APP.	AUT.
D04	SEP.2023	AFC	R.BERLOUIE	M.PAKHARIAN	A.M.MOHSENI	**.**
D03	AUG.2023	IFA	R.BERLOUIE	M.PAKHARIAN	A.M.MOHSENI	**.**
D02	MAY.2023	IFA	R.BERLOUIE	M.PAKHARIAN	M.MEHRSHAD	**.**
D01	OCT.2022	IFA	R.BERLOUIE	M.PAKHARIAN	M.MEHRSHAD	**.**
D00	JUN.2022	IFC	R.BERLOUIE	M.PAKHARIAN	M.MEHRSHAD	**.**

REV.	DESCRIPTION	BY	DATE	BY	DATE
***	**********	**.**	***.****	**.**	***.****
		CHECKED		REV. APPR.	

PROJECT NAME: BINAK OILFIELD DEVELOPMENT/SURFACE FACILITIES GAS COMPRESSOR STATION

PROJECT NO.: 971020

EPC CONTRACTOR: HIRGAN ENERGY - DESIGN & INSPECTION COMPANIES

EPD/EPC CONTRACTOR (GC): PETROIRAN DEVELOPMENT COMPANY (PEDCO)

DRAWING TITLE: Architectural Drawing For CCTV Control Room- Binak GCS DETAILS

SCALE	SIZE	DRAWING NO.	SHEET NO.	REV.
AS SHOWN	A1	BK-GCS-PEDCO-120-AR-DW-0008	09 OF 11	D04

اصل و کلیه نسخ این نقشه و حق اقتباس متعلق به شرکت ملی مناطق نفت خیز جنوب میباشد.

THE ORIGINAL AND ALL COPIES OF THIS DRAWING TOGETHER WITH THE COPYRIGHT THEREIN ARE THE SOLE PROPERTY OF N.I.S.O.C./ FIELDS

BINAK OILFIELD DEVELOPMENT
SURFACE FACILITIES
GAS COMPRESSOR STATION

DATE	SCALE	DRAWING BY	CHECKED BY	PROJECT ENG.

NO CONSTRUCTION PERMITTED UNLESS DRAWING APPROVED

APPROVED FOR CONSTRUCTION BY: DATE:

BUDGET REF.	LOCATION	SIZE	CLASS	SERIAL NO.	SHEET	REVISION
053-073-9184	F	4	B	709396	09 OF 11	D04

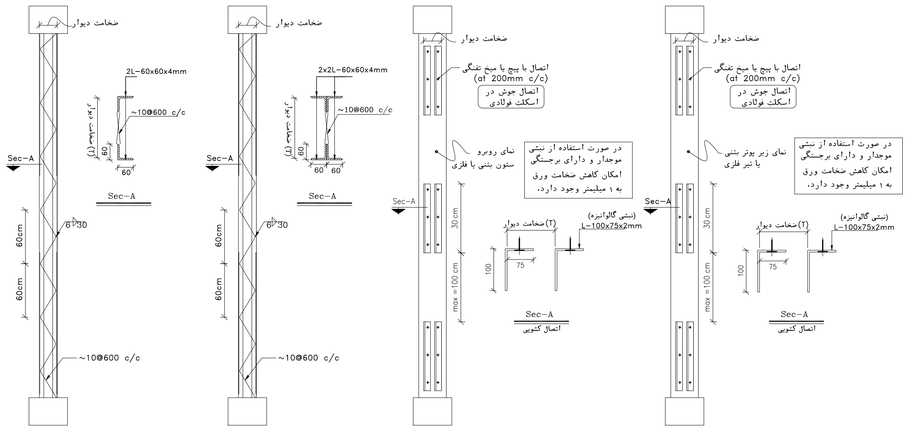

برای اتصال وال پست و قطعات اتصال به سازه فولادی، به جای بولت از جوش گوشه با بعد ۷۰٪ ضخامت ورق نازکتر استفاده شود

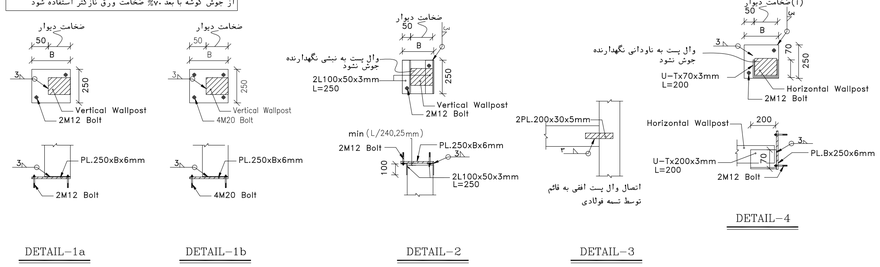

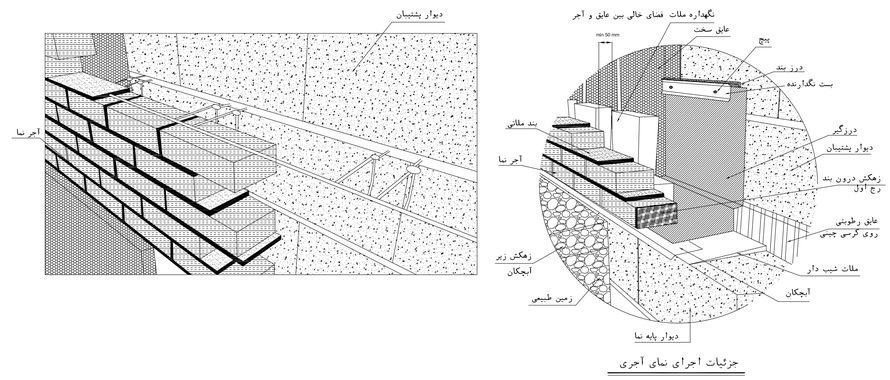

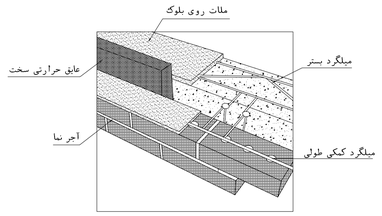

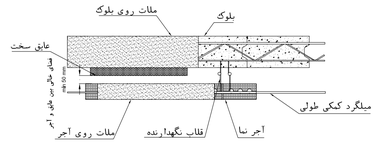

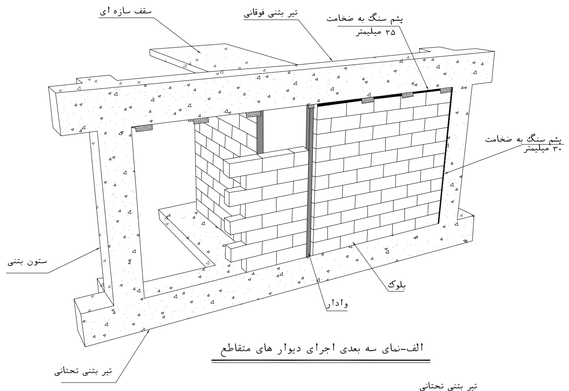

الف-نمای سه بعدی اجرای دیوار های متقاطع

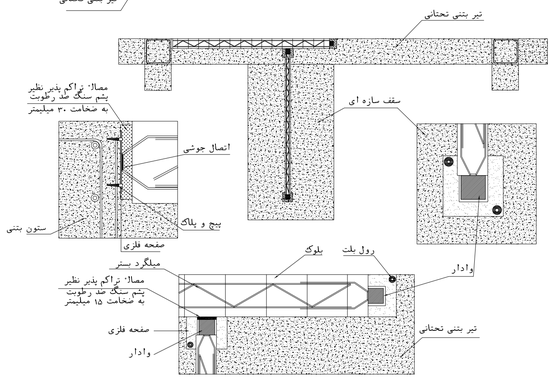

ب - اجرای دیوار متقاطع از پلان

اجرای دیوار های متقاطع و نحوه اجرای وادار در محل اتصال دو دیوار

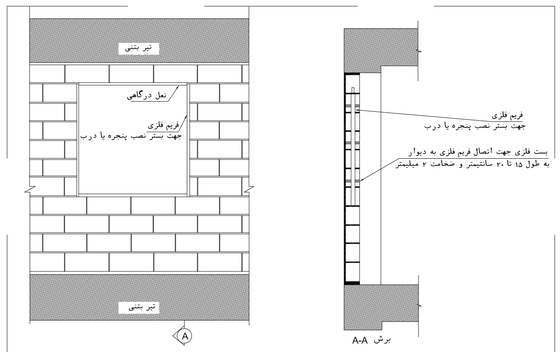

نحوه اجرای فریم و نعل درگاه در اطراف باز شو

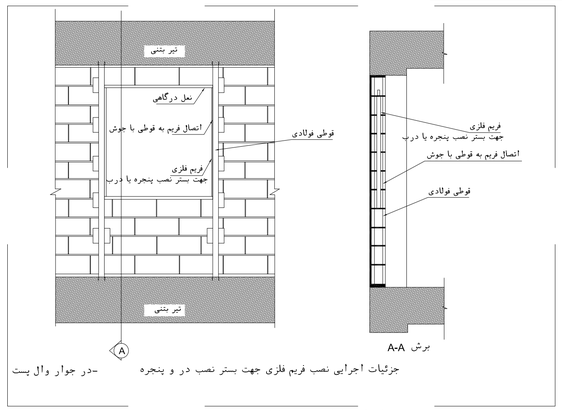

NOTES

1. ALL DIMENSIONS ARE IN MILIMETER & ALL ELEVATIONS ARE IN METER.
2. ALL DIMENSIONS AND ELEVATIONS SHALL BE CHECKED BY THE CONTRACTOR PRIOR TO CONSTRUCTION.
3. CONTRACTOR SHALL COMPARE ALL ARCHITECTURAL, MECHANICAL, ELECTRICAL, PIPING AND STRUCTURAL DRAWINGS AND IN CASE OF ANY CONFLICTS OR DISCREPANCY, INFORM THE ENGINEER.
4. ALL MATERIALS ARE SELECTED FROM THE HIGHEST QUALITY AND MUST BE APPROVED BY THE CLIENT.
5. ALL OPENINGS FOR PIPING/CABLING AND HVAC OPENINGS SHALL BE CONSIDERED AS PER RELATED DRAWINGS BEFORE CONSTRUCTION.
6. FINISH GRADING LEVEL (F.G.L.) : +11.20 (M.S.L.) = ±0.00 (LOCAL)

LEGEND

REFERENCE DRAWING	DRG. No.
STANDARD DRAWING FOR ARCHITECTURAL DETAILS	BK-GNRAL-PEDCO-000-AR-DW-0001
SITE SEWARAGE SYSTEM LAYOUT & DETAILS	BK-GCS-PEDCO-120-CV-PY-0001
CABLE TRENCH AND DUCT BANK LAYOUT	BK-GCS-PEDCO-120-CV-PY-0002
ROAD, PAVING AND PLANT FINISH GRADING LAYOUT & SECTIONS	BK-GCS-PEDCO-120-CV-PY-0005
ELECTRICAL CABLE ROUTE & SECTION LAYOUT FOR BUILDING & SHELTER	BK-GCS-PEDCO-120-EL-PY-0006
FOUNDATION DRAWING FOR CCTV CONTROL ROOM - BINAK GCS	BK-GCS-PEDCO-120-ST-DW-0075
STRUCTURAL DRAWING FOR CCTV CONTROL ROOM - BINAK GCS	BK-GCS-PEDCO-120-ST-DW-0076
STANDARD DETAILS FOR LADDER & SAFETY CAGE	BK-GNRAL-PEDCO-000-ST-DW-0009
HVAC SYSTEM LAYOUT AND PLUMBING FOR CCTV CONROL ROOM	BK-GCS-PEDCO-120-HV-PY-0009
PLUMBING & SEWAGE PIPING LAYOUT FOR CCTV CONROL ROOM	BK-GCS-PEDCO-120-HV-PY-0013
UNIT PLOT PLAN DRAWING	BK-GCS-PEDCO-120-PI-PY-0001

KEY PLAN

REV.	DATE	P.O.I.S	PREP.	CHK.	APP.	AUT.
D04	SEP.2023	AFC	R.BERLOUIE	M.PAKHARIAN	A.M.MOHSENI	**.**
D03	AUG.2023	IFA	R.BERLOUIE	M.PAKHARIAN	A.M.MOHSENI	**.**
D02	MAY.2023	IFA	R.BERLOUIE	M.PAKHARIAN	M.MEHRSHAD	**.**
D01	OCT.2022	IFA	R.BERLOUIE	M.PAKHARIAN	M.MEHRSHAD	**.**
D00	JUN.2022	IFC	R.BERLOUIE	M.PAKHARIAN	M.MEHRSHAD	**.**

REV.	DESCRIPTION	CHECKED		REV. APPR.	
		BY	DATE	BY	DATE
***	**********	**.**	***.****	**.**	***.****

PROJECT NAME: BINAK OILFIELD DEVELOPMENT/SURFACE FACILITIES GAS COMPRESSOR STATION

PROJECT NO.: 971020

EPC CONTRACTOR: HIRGAN ENERGY – DESIGN & INSPECTION COMPANIES

EPD/EPC CONTRACTOR (GC): PEDCO — PETROIRAN DEVELOPMENT COMPANY

DRAWING TITLE: Architectural Drawing For CCTV Control Room– Binak GCS DETAILS

SCALE	SIZE	DRAWING NO.	SHEET NO.	REV.
AS SHOWN	A1	BK-GCS-PEDCO-120-AR-DW-0008	10 OF 11	D04

اصل و کلیه نسخ این نقشه و حق اقتباس متعلق به شرکت ملی مناطق نفت خیز جنوب میباشد.

THE ORIGINAL AND ALL COPIES OF THIS DRAWING TOGETHER WITH THE COPYRIGHT THEREIN ARE THE SOLE PROPERTY OF N.I.S.O.C./ FIELDS

BINAK OILFIELD DEVELOPMENT
SURFACE FACILITIES
GAS COMPRESSOR STATION

DATE	SCALE	DRAWING BY	CHECKED BY	PROJECT ENG.

NO CONSTRUCTION PERMITTED UNLESS DRAWING APPROVED

APPROVED FOR CONSTRUCTION BY: DATE:

BUDGET REF.	LOCATION	SIZE	CLASS	SERIAL NO.	SHEET	REVISION
053-073-9184	F	4	B	709396	10 OF 11	D04

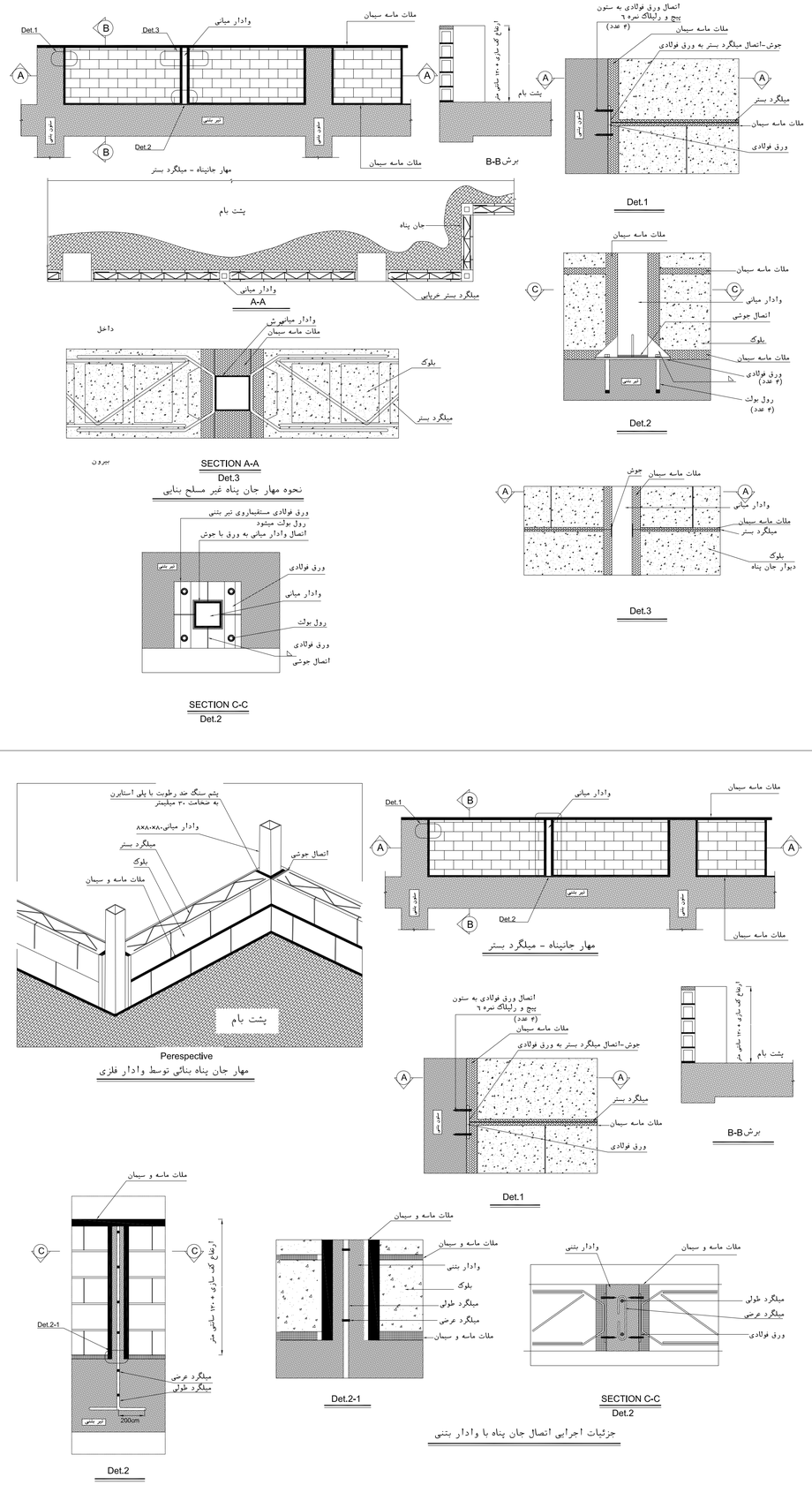

Perespective

مهار جان پناه بنائی توسط وادار فلزی

جزئیات اجرایی اتصال جان پناه با وادار بتنی

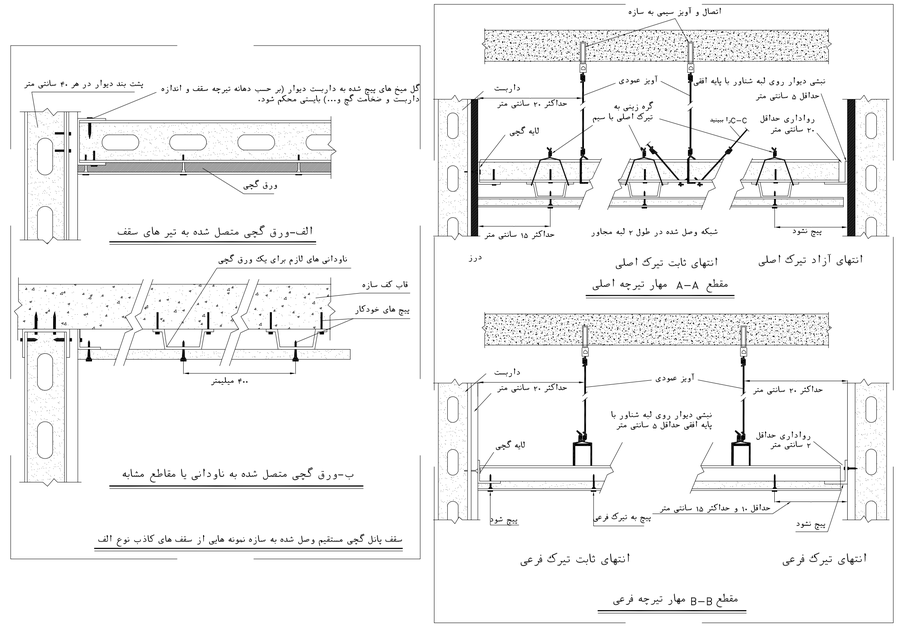

NOTES

1. ALL DIMENSIONS ARE IN MILIMETER & ALL ELEVATIONS ARE IN METER.
2. ALL DIMENSIONS AND ELEVATIONS SHALL BE CHECKED BY THE CONTRACTOR PRIOR TO CONSTRUCTION.
3. CONTRACTOR SHALL COMPARE ALL ARCHITECTURAL, MECHANICAL, ELECTRICAL, PIPING AND STRUCTURAL DRAWINGS AND IN CASE OF ANY CONFLICTS OR DISCREPANCY, INFORM THE ENGINEER.
4. ALL MATERIALS ARE SELECTED FROM THE HIGHEST QUALITY AND MUST BE APPROVED BY THE CLIENT.
5. ALL OPENINGS FOR PIPING/CABLING AND HVAC OPENINGS SHALL BE CONSIDERED AS PER RELATED DRAWINGS BEFORE CONSTRUCTION.
6. FINISH GRADING LEVEL (F.G.L.) : +11.20 (M.S.L.) = ±0.00 (LOCAL)

LEGEND

REFERENCE DRAWING	DRG. No.
STANDARD DRAWING FOR ARCHITECTURAL DETAILS	BK-GNRAL-PEDCO-000-AR-DW-0001
SITE SEWARAGE SYSTEM LAYOUT & DETAILS	BK-GCS-PEDCO-120-CV-PY-0001
CABLE TRENCH AND DUCT BANK LAYOUT	BK-GCS-PEDCO-120-CV-PY-0002
ROAD, PAVING AND PLANT FINISH GRADING LAYOUT & SECTIONS	BK-GCS-PEDCO-120-CV-PY-0005
ELECTRICAL CABLE ROUTE & SECTION LAYOUT FOR BUILDING & SHELTER	BK-GCS-PEDCO-120-EL-PY-0006
FOUNDATION DRAWING FOR CCTV CONTROL ROOM - BINAK GCS	BK-GCS-PEDCO-120-ST-DW-0075
STRUCTURAL DRAWING FOR CCTV CONTROL ROOM - BINAK GCS	BK-GCS-PEDCO-120-ST-DW-0076
STANDARD DETAILS FOR LADDER & SAFETY CAGE	BK-GNRAL-PEDCO-000-ST-DW-0009
HVAC SYSTEM LAYOUT AND PLUMBING FOR CCTV CONROL ROOM	BK-GCS-PEDCO-120-HV-PY-0009
PLUMBING & SEWAGE PIPING LAYOUT FOR CCTV CONROL ROOM	BK-GCS-PEDCO-120-HV-PY-0013
UNIT PLOT PLAN DRAWING	BK-GCS-PEDCO-120-PI-PY-0001

KEY PLAN

REV.	DATE	P.O.I.S	PREP.	CHK.	APP.	AUT.
D04	SEP.2023	AFC	R.BERLOUIE	M.PAKHARIAN	A.M.MOHSENI	**.**
D03	AUG.2023	IFA	R.BERLOUIE	M.PAKHARIAN	A.M.MOHSENI	**.**
D02	MAY.2023	IFA	R.BERLOUIE	M.PAKHARIAN	M.MEHRSHAD	**.**
D01	OCT.2022	IFA	R.BERLOUIE	M.PAKHARIAN	M.MEHRSHAD	**.**
D00	JUN.2022	IFC	R.BERLOUIE	M.PAKHARIAN	M.MEHRSHAD	**.**

REV.	DESCRIPTION	CHECKED		REV. APPR.	
		BY	DATE	BY	DATE
***	**********	**.**	***.****	**.**	***.****

PROJECT NAME: BINAK OILFIELD DEVELOPMENT/SURFACE FACILITIES GAS COMPRESSOR STATION

PROJECT NO.: 971020

اصل و کلیه نسخ این نقشه و حق اقتباس متعلق به شرکت ملی مناطق نفت خیز جنوب میباشد.

THE ORIGINAL AND ALL COPIES OF THIS DRAWING TOGETHER WITH THE COPYRIGHT THEREIN ARE THE SOLE PROPERTY OF N.I.S.O.C./ FIELDS

EPC CONTRACTOR: HIRGAN ENERGY - DESIGN & INSPECTION COMPANIES

EPD/EPC CONTRACTOR (GC): PETROIRAN DEVELOPMENT COMPANY (PEDCO)

BINAK OILFIELD DEVELOPMENT SURFACE FACILITIES GAS COMPRESSOR STATION

DATE	SCALE	DRAWING BY	CHECKED BY	PROJECT ENG.

DRAWING TITLE: Architectural Drawing For CCTV Control Room- Binak GCS DETAILS

NO CONSTRUCTION PERMITTED UNLESS DRAWING APPROVED

APPROVED FOR CONSTRUCTION BY: DATE:

SCALE	SIZE	DRAWING NO.	SHEET NO.	REV.	BUDGET REF.	LOCATION	SIZE	CLASS	SERIAL NO.	SHEET	REVISION
AS SHOWN	A1	BK-GCS-PEDCO-120-AR-DW-0008	11 OF 11	D04	053-073-9184	F	4	B	709396	11 OF 11	D04