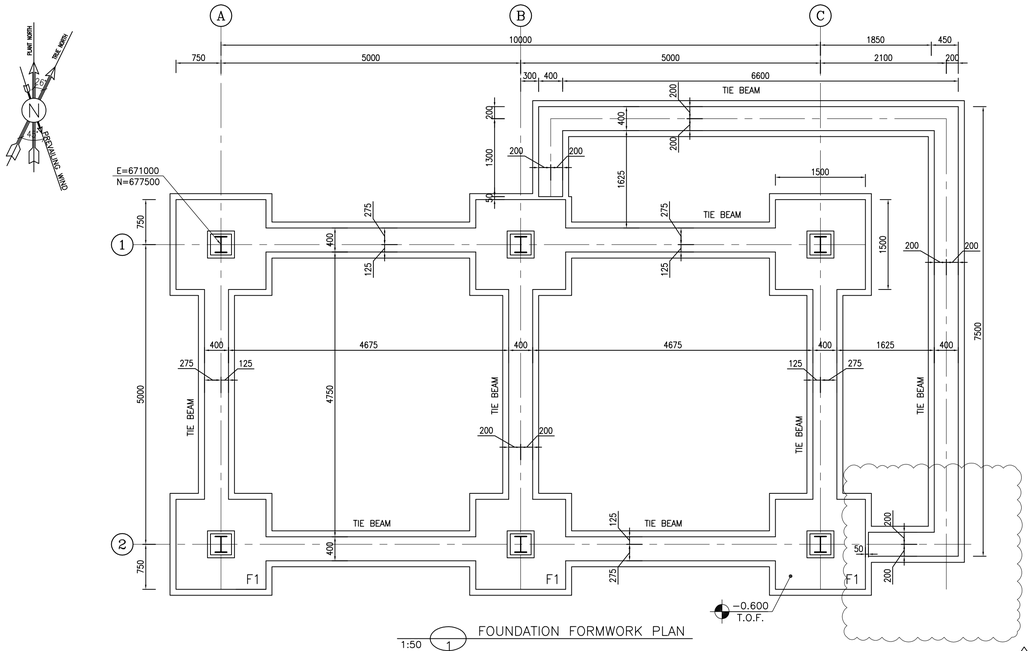

1:50 (1) FOUNDATION FORMWORK PLAN

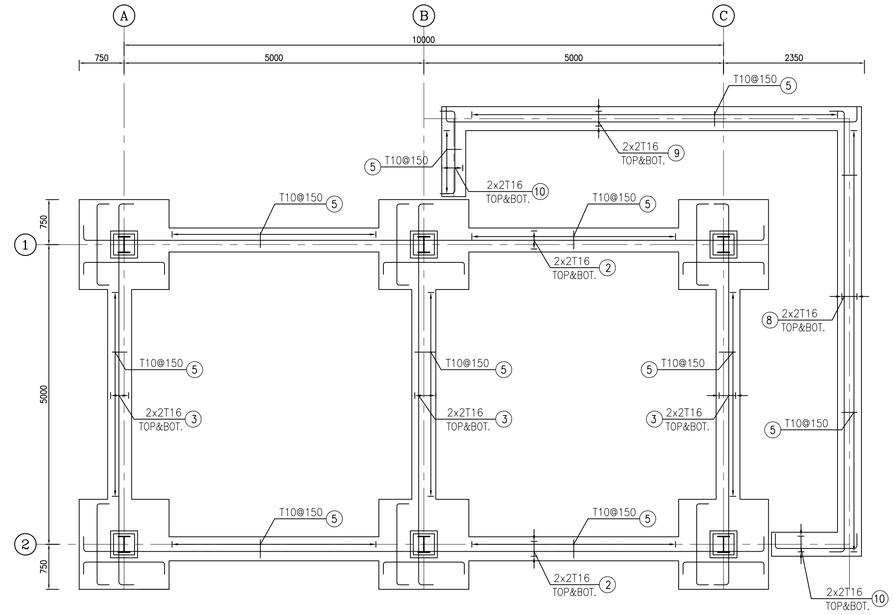

1:50 (2) FOUNDATION REINFORCEMENT PLAN

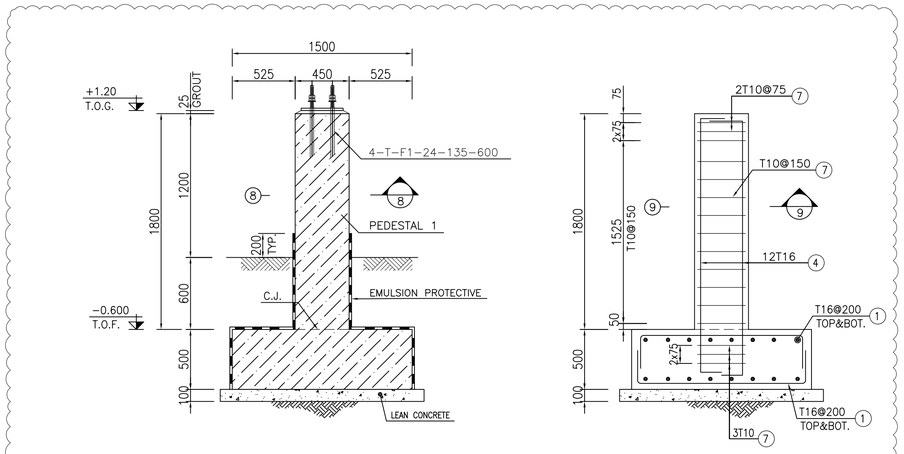

1:25 (4) TYPICAL SEC. FOUND. F1 FORMWORK

1:25 (5) TYPICAL SEC. FOUND. F1 REINFORCEMENT

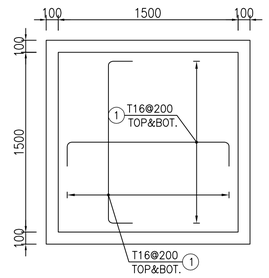

1:25 (3) FOUNDATION PLAN OF F1 REINFORCEMENT

D03

BAR BENDING SCHEDULE

Pos	Spec.	Shape	L	No.	T10	T16
1	T16	250 1350 250	1.85	192		355.2
2	T16	250 11350 250	11.85	8		94.8
3	T16	250 6350 250	6.85	12		82.2
4	T16	250 2150 250	2.65	72		190.80
5	T10	350 250 100	1.40	262	366.80	
6	T10	350 250 100	1.40	102	142.80	
7	T10	100 250 100	0.45	252	113.40	
8	T16	250 7350 250	7.85	4		31.40
9	T16	250 6850 250	7.35	4		29.40
10	T16	250 1350 250	1.90	8		15.2
TOTAL LENGTH (m)					623.00	799.00
UNIT WEIGTH (Kg/m)					0.617	1.578
WEIGTH (Kg)					384.39	1260.82
TOTAL WEIGTH (Kg)					1645 Kg.	

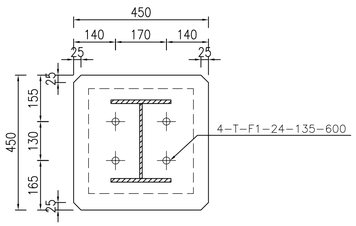

1:10 (8) PEDESTAL 1 FORMWORK

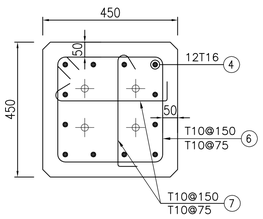

1:10 (9) PEDESTAL 1 REINFORCEMENT

D03

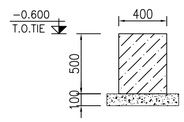

1:25 (6) TYPICAL SEC. OF TIE BEAM FORMWORK

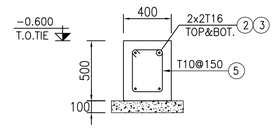

1:25 (7) TYPICAL SEC. OF TIE BEAM REINFORCEMENT

NOTES

1) ALL ELEVATIONS AND COORDINATES ARE IN "m" AND DIMENSIONS ARE IN "mm" UNLESS OTHERWISE NOTED.
2) ALL DIMENSIONS AND ELEVATIONS SHALL BE CHECKED BY THE CONTRACTOR PRIOR TO CONSTRUCTION.
3) ACCORDING TO THE SPECIFICATION OF CONCRETE WORKS:
"BK-GNRL-PEDCO-000-ST-SP-0001",28 DAYS CHARACTERISTIC
COMPRESSIVE STRENGTH OF MAIN CONCRETE IS 30 MPa(ON CYLINDRICAL SPECIMEN)
4) ACCORDING TO THE SPECIFICATION OF CONCRETE WORKS:
"BK-GNRL-PEDCO-000-ST-SP-0001",28 DAYS CHARACTERISTIC
COMPRESSIVE STRENGTH OF LEAN CONCRETE IS 15 MPa(ON CYLINDRICAL SPECIMEN)
5) CONCRETE COVER OVER BARS SHALL BE 75mm FOR FOUNDATION AND 50mm FOR CAST IN-SITU WALLS & PEDESTALS.
6) REINFORCING BARS SHALL BE S400 ACCORDING TO: ISIRI3132 AND INBC9 WITH MINIMUM TENSILE YIELD STRENGTH 400 N/mm^2
7) THE FIRST HOOP OF TIE BEAM, COLUMN OR PEDESTAL SHALL BE LOCATED NOT MORE THAN 50mm FROM THE FACE OF FOUNDATION.
8) REINFORCEMENT SHALL BE ADJUSTED LOCALLY TO SUIT THE RECESS OF ANCHOR BOLTS, HOLES AND OTHER EMBEDDED MATERIALS.
9) UNDERGROUND CONCRETE SHALL BE PROTECTED AND COATED ACCORDING TO RELEVANT SPECIFICATION.
10) PORTLAND CEMENT TYPE 2 SHALL BE USED FOR CONCRETE AND LEAN CONCRETE.
11) FILL MATERIAL SHALL BE COMPACTED TO NOT LESS THAN 95% OF THE MAXIMUM DENSITY AS DETERMINED BY ASTM D-1557 (MODIFIED PROCTOR) METHOD.
12) H.P.G AND H.P.P. ELEVATION =+100.00 LOCAL CORRESPOND TO +11.20 M.S.L.
13) FILL MATERIAL SHALL BE COMPACTED TO NOT LESS THAN 95% OF THE MAXIMUM DENSITY AS DETERMINED BY ASTM D-1557 (MODIFIED PROCTOR) METHOD.
10) THE EMULSION SHOULD BE USED ON CONCRETE EXPOSED WITH SOIL.
B-90-COAT.M.E IS A BITUMEN-BASED ONE-COMPONENT EMULSION PROTECTIVE COATING TO PREVENT THE PENETRATION OF DESTRUCTIVE SALTS & IONS.
THIS MATERIAL IS CONTROLLED ACCORDING TO THE FOLLOWING STANDARDS: ASTM D1227, ASTM D2939, ASTM D1640

±0.00 = +11.20(F.G.L)MSL

LEGEND

REINFORCED CONCRETE
LEAN CONCRETE
GROUND

F.G.L. : FINISH GROUND LEVEL
T.O.G. : TOP OF GROUT
T.O.F. : TOP OF FOUNDATION
T.O.TIE : TOP OF TIE BEAM
T.O.PED. : TOP OF PEDESTAL

REFERENCE DRAWING

	DRG. No.
ARCHITECTURAL DRAWING FOR CHEMICAL INJECTION PAKAGES AND STORAGE SHELTER	BK-GCS-PEDCO-120-AR-DW-0004
GENERAL NOTES-REINFORCED CONCRETE STRUCTURES	BK-GCS-PEDCO-120-AR-DW-0004
TYPICAL DETAILS FOR ANCHOR BOLTS	BK-GNRAL-PEDCO-000-ST-DW-0002
STRUCTURAL DRAWING FOR CHEMICA INJECTION AND STORAGE SHELTER	BK-GCS-PEDCO-120-ST-DW-0058
STANDARD DRAWING FOR ANCHOR BOLTS	BK-GNRAL-PEDCO-000-ST-DW-0002
GENERAL NOTES-REINFORCED CONCRETE STRUCTURES	BK-GNRAL-PEDCO-000-ST-DW-0012
UNIT PLOT PLAN DRAWING	BK-GCS-PEDCO-120-PL-PY-0001
GEOTECHNICAL INVESTIGATION REPORT FOR COMPRESSOR STATION	BK-GCS-PEDCO-120-GT-RT-0001
SPECIFICATION FOR GROUTING	BK-GNRAL-PEDCO-000-ST-SP-0004
SPECIFICATION FOR PAINTING	BK-GNRAL-PEDCO-000-PI-SP-0006
STRUCTURAL DRAWING FOR PAVINGS	BK-GNRAL-PEDCO-000-CY-DW-0035
STANDARD DRAWING FOR FIREPROOFING	BK-GNRAL-PEDCO-000-ST-DW-0001

KEY PLAN

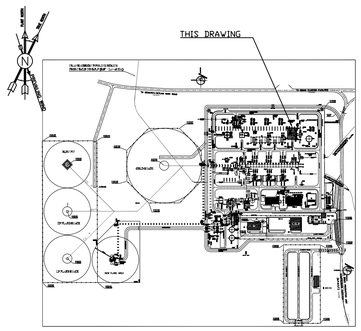

REV.	DATE	P.O.I.S	PREP.	CHK.	APP.	AUT.
D03	NOV.2023	IFA	R.BERLOUIE	M.PAKHARIAN	S.FARAMARZPOUR	**.**
D02	SEP.2023	IFA	R.BERLOUIE	M.PAKHARIAN	S.FARAMARZPOUR	**.**
D01	JUN.2023	IFC	R.BERLOUIE	M.PAKHARIAN	A.M.MOHSENI	**.**
D00	AGU.2022	IFC	R.BERLOUIE	M.PAKHARIAN	M.MEHRSHAD	**.**

REV.	DESCRIPTION	CHECKED BY	CHECKED DATE	REV. APPR. BY	REV. APPR. DATE
***	**********	**.**	***.****	**.**	***.****

PROJECT NAME: *BINAK OILFIELD DEVELOPMENT/SURFACE FACILITIES GAS COMPRESSOR STATION*

PROJECT NO.: 971020

EPC CONTRACTOR: HIRGAN ENERGY – DESIGN & INSPECTION COMPANIES

EPD/EPC CONTRACTOR (GC): PETROIRAN DEVELOPMENT COMPANY (PEDCO)

DRAWING TITLE: *FOUNDATION DRAWING FOR CHEMICAL INJECTION AND STORAGE SHELTER*

SCALE	SIZE	DRAWING NO.	SHEET NO.	REV.
AS SHOWN	A1	BK-GCS-PEDCO-120-ST-DW-0057	1 OF 1	D03

اصل و کلیه نسخ این نقشه و حق اقتباس متعلق به شرکت ملی مناطق نفت خیز جنوب میباشد.

THE ORIGINAL AND ALL COPIES OF THIS DRAWING TOGETHER WITH THE COPYRIGHT THEREIN ARE THE SOLE PROPERTY OF N.I.S.O.C./ FIELDS

BINAK OILFIELD DEVELOPMENT SURFACE FACILITIES

GAS COMPRESSOR STATION

DATE	SCALE	DRAWING BY	CHECKED BY	PROJECT ENG.

NO CONSTRUCTION PERMITTED UNLESS DRAWING APPROVED

APPROVED FOR CONSTRUCTION BY: DATE:

BUDGET REF.	LOCATION	SIZE	CLASS	SERIAL NO.	SHEET	REVISION
053-073-9184	F	4	Q	709194	1	D03