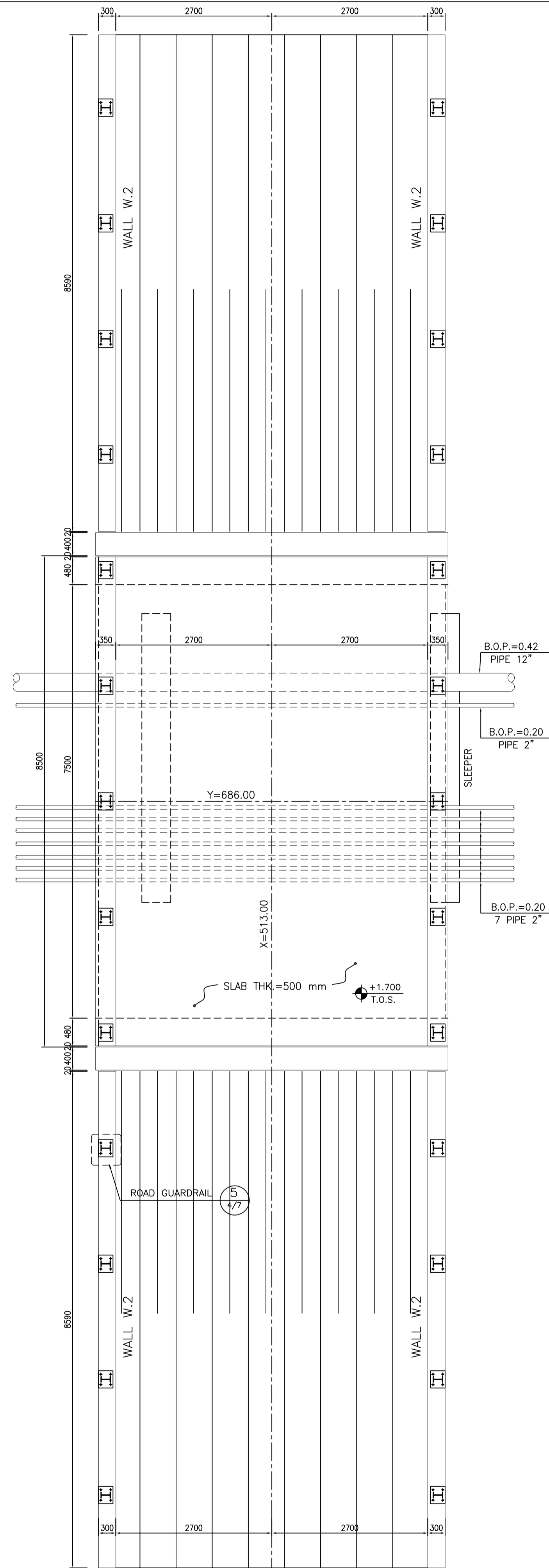
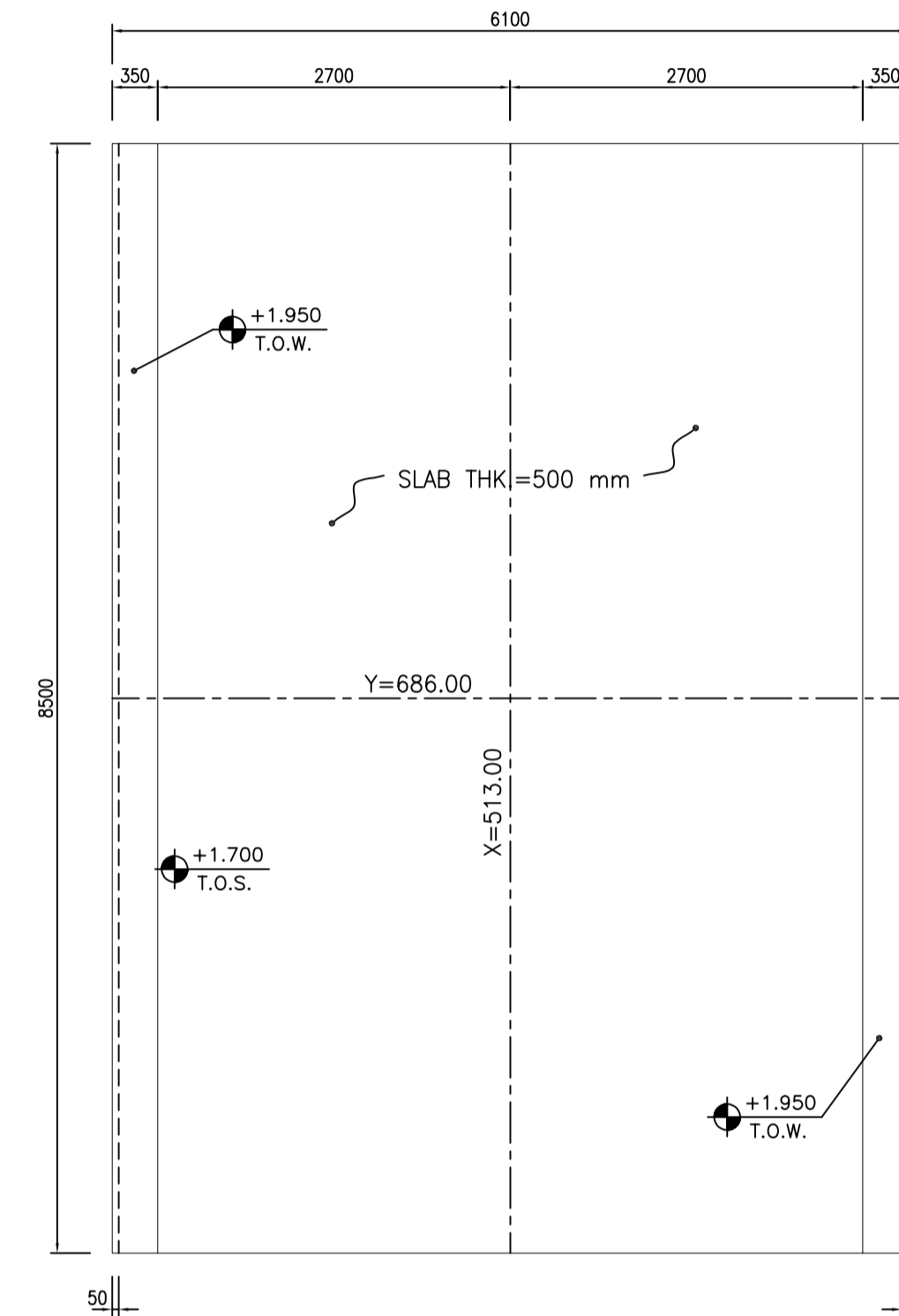


FOUNDATION BRIDGE PLAN
1:50



WALL & SLAB PLAN
1:50



WALL & SLAB PLAN
1:50

NOTES

- 1) ALL ELEVATIONS AND COORDINATES ARE IN "m" AND DIMENSIONS ARE IN "mm" UNLESS OTHERWISE NOTED.
- 2) ALL DIMENSIONS AND ELEVATIONS SHALL BE CHECKED BY THE CONTRACTOR PRIOR TO CONSTRUCTION.
- 3) ACCORDING TO THE SPECIFICATION OF CONCRETE WORKS:
"BK-GNRL-PEDCO-000-ST-SP-0001", 28 DAYS CHARACTERISTIC COMPRESSIVE STRENGTH OF MAIN CONCRETE IS 30 MPa (ON CYLINDRICAL SPECIMEN)
- 4) ACCORDING TO THE SPECIFICATION OF CONCRETE WORKS:
"BK-GNRL-PEDCO-000-ST-SP-0001", 28 DAYS CHARACTERISTIC COMPRESSIVE STRENGTH OF LEAN CONCRETE IS 15 MPa (ON CYLINDRICAL SPECIMEN)
- 5) CONCRETE COVER OVER BARS SHALL BE 75mm FOR FOUNDATION & 50mm FOR WALLS & PEDESTALS.
- 6) REINFORCING BARS SHALL BE S400 ACCORDING TO: ISIRI 3132 AND INBC9 WITH MINIMUM TENSILE YIELD STRENGTH 400 N/mm²
- 7) REINFORCEMENT SHALL BE ADJUSTED LOCALLY TO SUIT THE RECESS OF ANCHOR BOLTS, HOLES AND OTHER EMBEDDED MATERIALS.
- 8) UNDERGROUND CONCRETE SHALL BE PROTECTED AND COATED ACCORDING TO RELEVANT SPECIFICATION.
- 9) PORTLAND CEMENT TYPE 2 SHALL BE USED FOR CONCRETE AND LEAN CONCRETE.
- 10) FILL MATERIAL SHALL BE COMPACTED TO NOT LESS THAN 95% OF THE MAXIMUM DENSITY AS DETERMINED BY ASTM D-1557 (MODIFIED PROCTOR) METHOD.
- 11) H.P.G. AND H.P.P. ELEVATION = +100.00 LOCAL CORRESPOND TO +11.20 M.S.L.
- 12) THE EMULSION SHOULD BE USED ON CONCRETE EXPOSED WITH SOIL.
B-90-COAT.M.E IS A BITUMEN-BASED ONE-COMPONENT EMULSION PROTECTIVE COATING TO PREVENT THE PENETRATION OF DESTRUCTIVE SALTS & IONS.
THIS MATERIAL IS CONTROLLED ACCORDING TO THE FOLLOWING STANDARDS:
ASTM D1227, ASTM D2939, ASTM D1640

±0.00 = +11.20(H.P.P.)

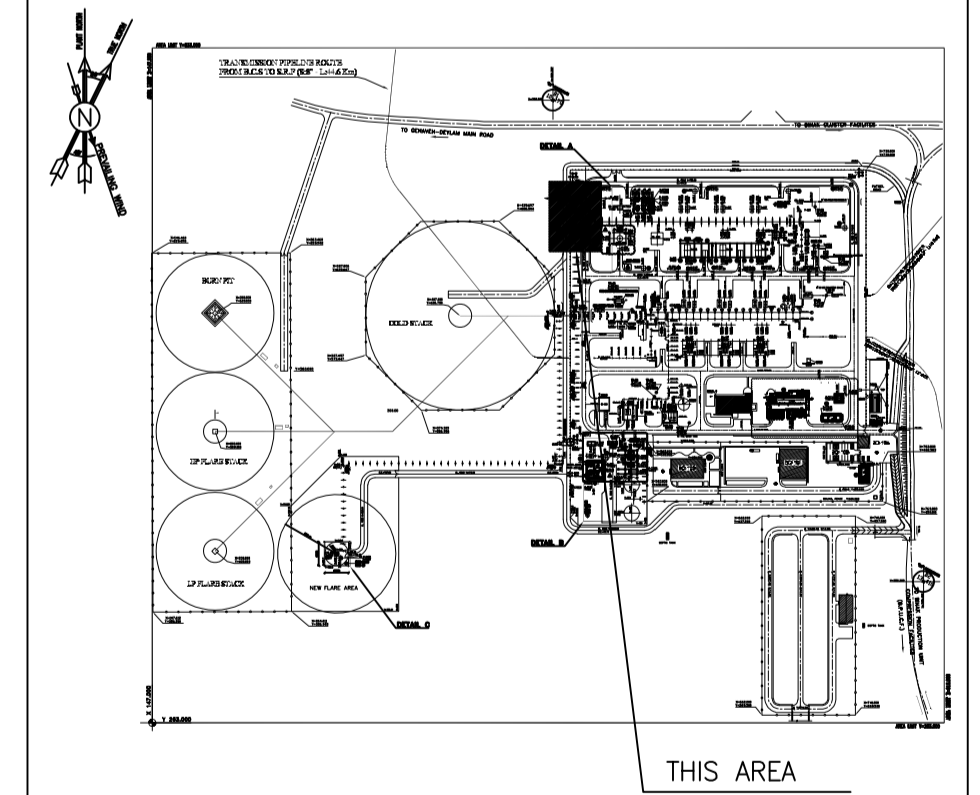
LEGEND AND ABBREVIATION

- REINFORCED CONCRETE
- LEAN CONCRETE
- GROUND

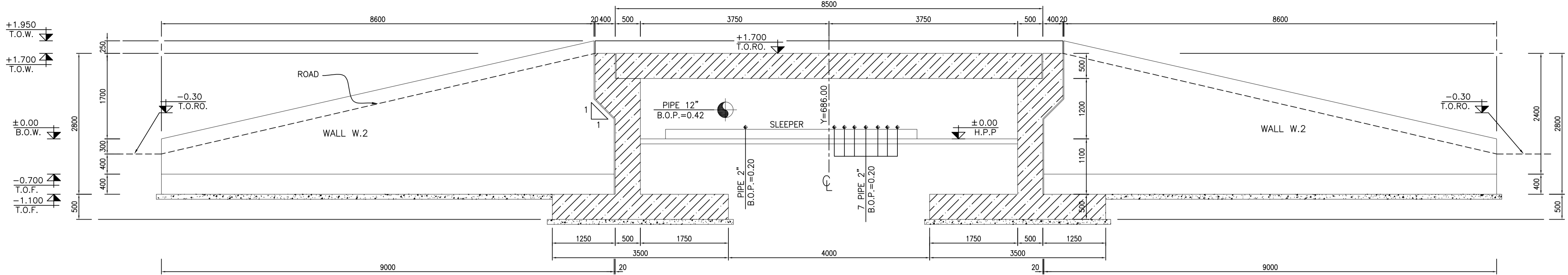
T.O.F. = TOP OF FOUNDATION
T.O.C. = TOP OF CONCRETE
T.O.S. = TOP OF SLAB
T.O.W. = TOP OF WALL
T.O.RO. = TOP OF ROAD
H.P.P. = HIGH POINT PAVING

REFERENCE DRAWING	DRG. No.
GENERAL NOTES - REINFORCED CONCRETE STRUCTURES	BK-GNRL-PEDCO-000-ST-DW-0012
STANDARD DRAWING FOR ROADS	BK-GNRL-PEDCO-000-CV-DW-0003
STANDARD DETAILS OF MISCELLANEOUS ITEMS	BK-GNRL-PEDCO-000-CV-DW-0040
STANDARD DRAWING OF INSERT PLATES IN CONCRETE	BK-GNRL-PEDCO-000-ST-DW-0007
STANDARD DRAWING FOR CULVERT & DETAILS	BK-GNRL-PEDCO-000-CV-DW-0014

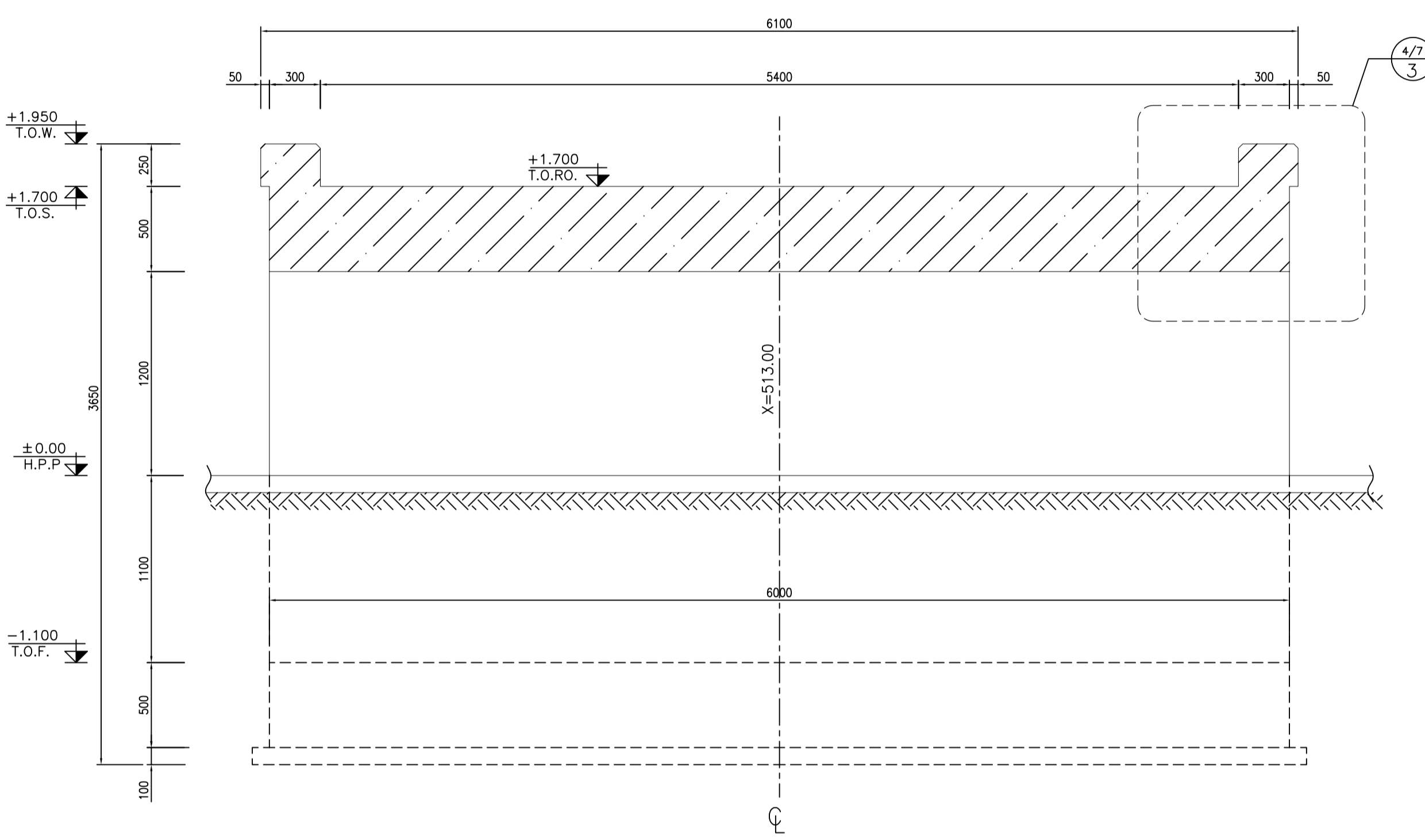
KEY PLAN



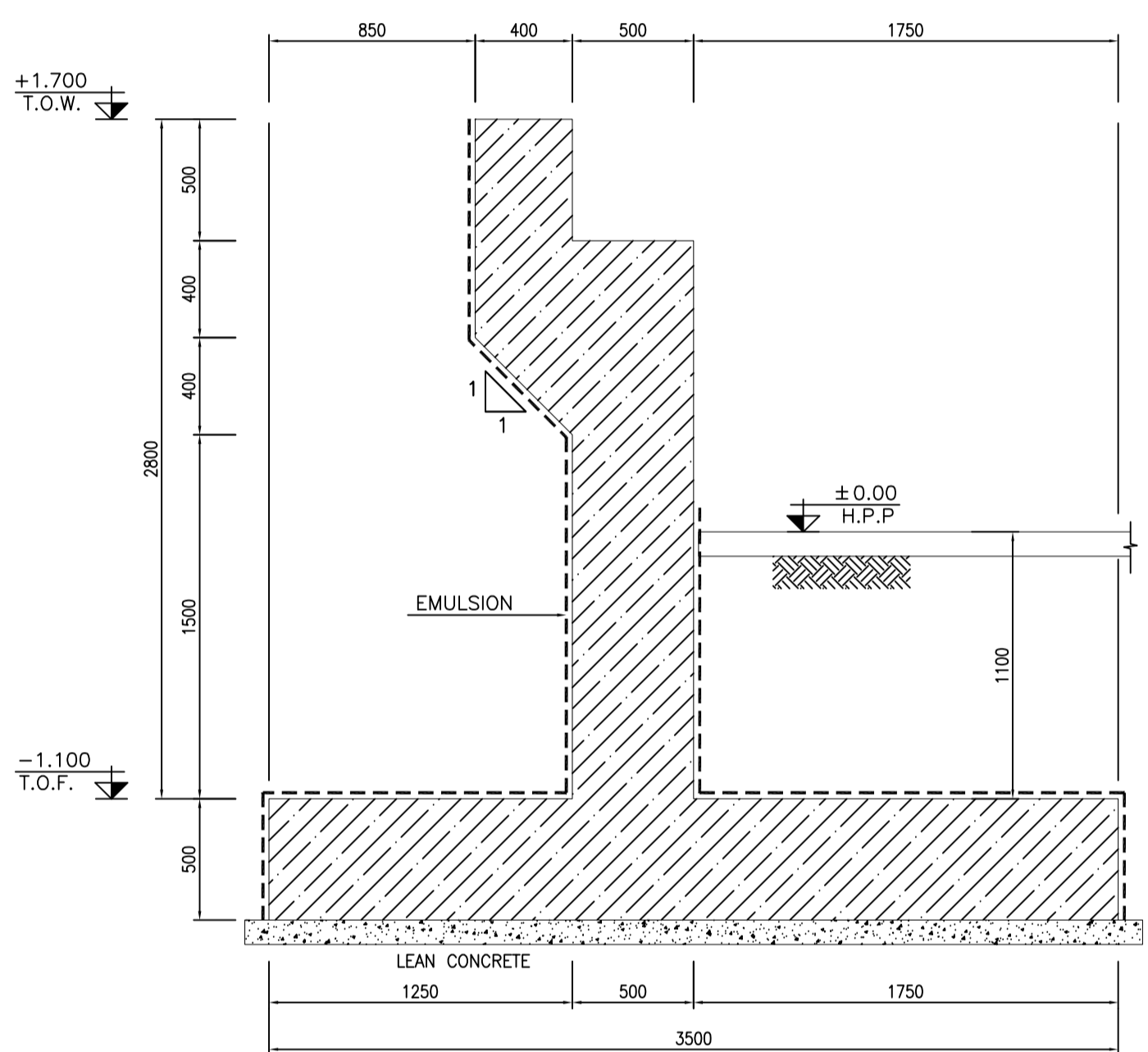
REV.	DATE	BY	DATE	BY	DATE
D01	JAN.2024	IFA		R. BERLOUKI	
D00	OCT.2023	IPC		R. BERLOUKI	
REV.	DATE	P.O.I.S	PREP.	CHK.	APP.
PROJECT NAME: BINAK OILFIELD DEVELOPMENT/SURFACE FACILITIES GAS COMPRESSOR STATION					
PROJECT NO.: 971020					
EPC CONTRACTOR:			EPD/EPC CONTRACTOR(GC):		
HIRGAN ENERGY - DESIGN & INSPECTION COMPANIES			PETROIRAN DEVELOPMENT COMPANY		
DRAWING TITLE: STRUCTURAL DRAWING FOR GCS BRIDGES					
NO CONSTRUCTION PERMITTED UNLESS DRAWING APPROVED					
APPROVED FOR CONSTRUCTION BY: DATE:					
SCALE	SIZE	DRAWING NO.	SHEET NO.	REV.	BUDGET REF.
AS SHOWN	A1	BK-GCS-PEDCO-120-ST-DW-0085	01 OF 07	D01	053-073-9184
DATE		SCALE	DRAWING BY	CHECKED BY	PROJECT ENG.
THE ORIGINAL AND ALL COPIES OF THIS DRAWING TOGETHER WITH THE COPYRIGHT THEREIN ARE THE SOLE PROPERTY OF N.I.S.O.C./ FIELDS					
DATE	SCALE	DRAWING BY	CHECKED BY	PROJECT ENG.	
NO CONSTRUCTION PERMITTED UNLESS DRAWING APPROVED					
APPROVED FOR CONSTRUCTION BY: DATE:					
SCALE	SIZE	DRAWING NO.	SHEET NO.	REV.	BUDGET REF.
AS SHOWN	A1	BK-GCS-PEDCO-120-ST-DW-0085	01 OF 07	D01	053-073-9184
LOCATION	SIZE	CLASS	SERIAL NO.	SHEET	REVISION
F	4	M	709411	1	D01



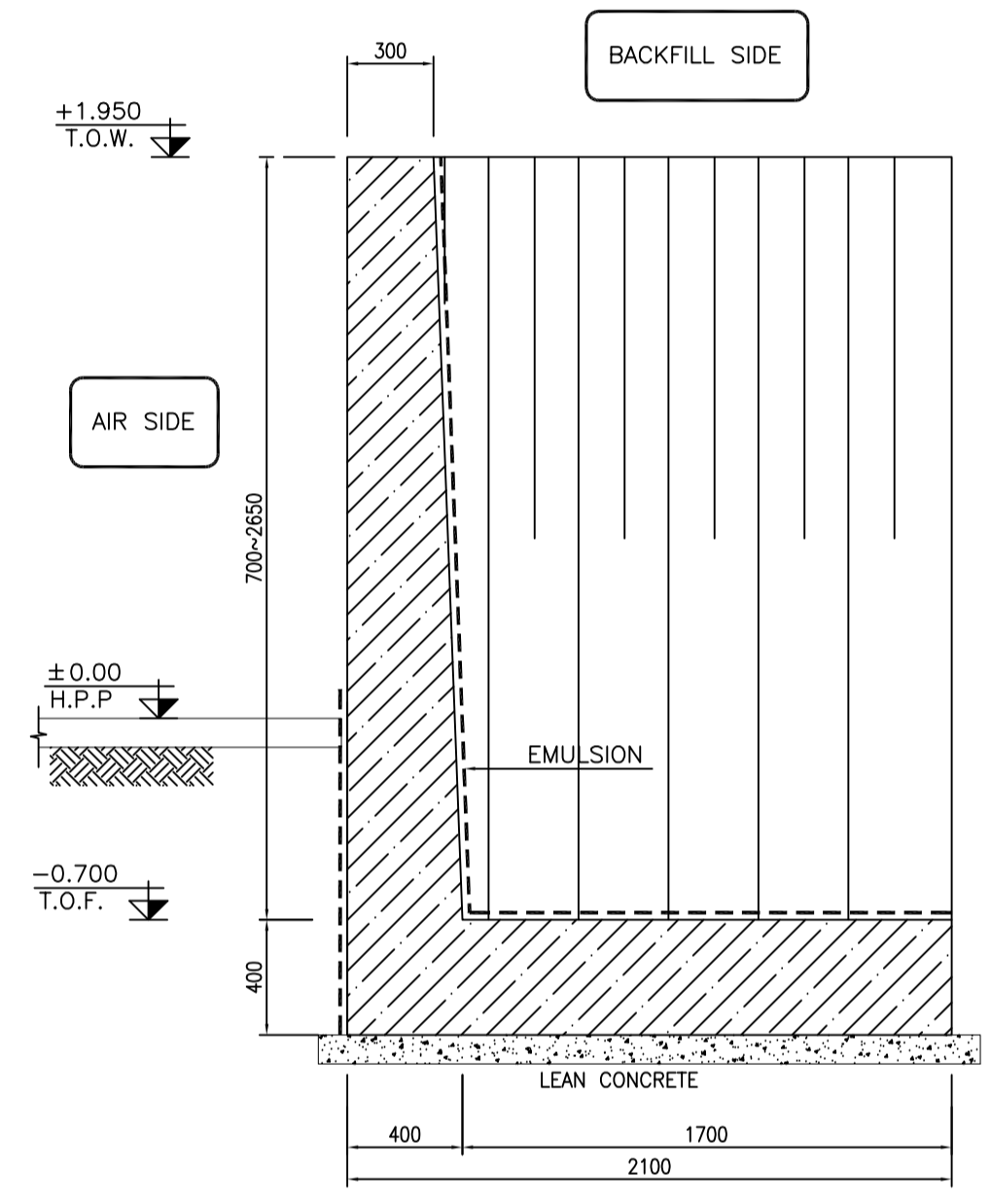
1:50 1/7 1 FORMWORK



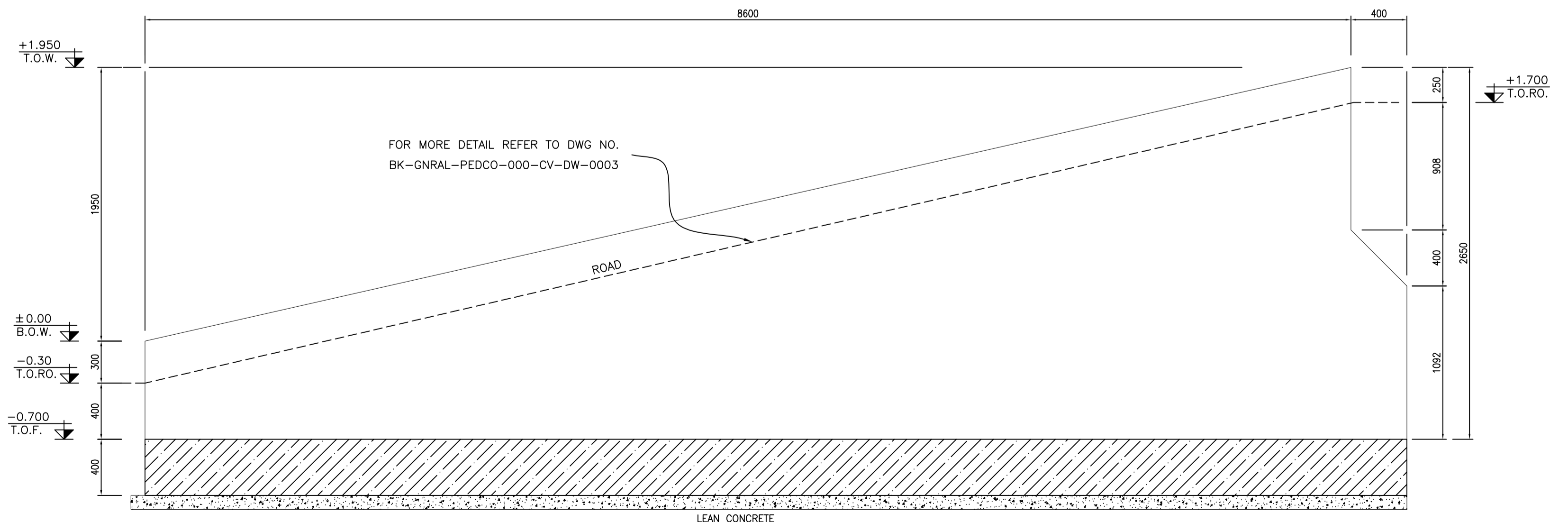
1:25 5 WALL ELEVATION W.1 FORMWORK



1:25 3 WALL SECTION W.1 FORMWORK



1:25 4 WALL SECTION W.2 FORMWORK



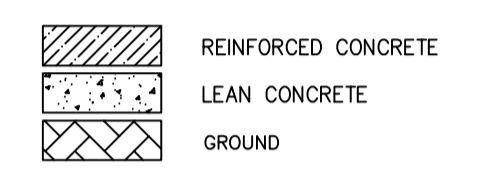
1:25 5 WALL ELEVATION W.2 FORMWORK

NOTES

- 1) ALL ELEVATIONS AND COORDINATES ARE IN "m" AND DIMENSIONS ARE IN "mm" UNLESS OTHERWISE NOTED.
- 2) ALL DIMENSIONS AND ELEVATIONS SHALL BE CHECKED BY THE CONTRACTOR PRIOR TO CONSTRUCTION.
- 3) ACCORDING TO THE SPECIFICATION OF CONCRETE WORKS:
"BK-GNRL-PEDCO-000-ST-SP-0001" 28 DAYS CHARACTERISTIC COMPRESSIVE STRENGTH OF MAIN CONCRETE IS 30 MPa (ON CYLINDRICAL SPECIMEN)
- 4) ACCORDING TO THE SPECIFICATION OF CONCRETE WORKS:
"BK-GNRL-PEDCO-000-ST-SP-0001" 28 DAYS CHARACTERISTIC COMPRESSIVE STRENGTH OF LEAN CONCRETE IS 15 MPa (ON CYLINDRICAL SPECIMEN)
- 5) CONCRETE COVER OVER BARS SHALL BE 75mm FOR FOUNDATION & 50mm FOR WALLS & PEDESTALS.
- 6) REINFORCING BARS SHALL BE S400 ACCORDING TO: ISIRI3132 AND INBC9 WITH MINIMUM TENSILE YIELD STRENGTH 400 N/mm²
- 7) REINFORCEMENT SHALL BE ADJUSTED LOCALLY TO SUIT THE RECESS OF ANCHOR BOLTS, HOLES AND OTHER EMBEDDED MATERIALS.
- 8) UNDERGROUND CONCRETE SHALL BE PROTECTED AND COATED ACCORDING TO RELEVANT SPECIFICATION.
- 9) PORTLAND CEMENT TYPE 2 SHALL BE USED FOR CONCRETE AND LEAN CONCRETE.
- 10) FILL MATERIAL SHALL BE COMPACTED TO NOT LESS THAN 95% OF THE MAXIMUM DENSITY AS DETERMINED BY ASTM D-1557 (MODIFIED PROCTOR) METHOD.
- 11) H.P.G. AND H.P.P. ELEVATION = +100.00 LOCAL CORRESPOND TO +11.20 M.S.L.
- 12) THE EMULSION SHOULD BE USED ON CONCRETE EXPOSED WITH SOIL. B-90-COAT.M.E IS A BITUMEN-BASED ONE-COMPONENT EMULSION PROTECTIVE COATING TO PREVENT THE PENETRATION OF DESTRUCTIVE SALTS & IONS. THIS MATERIAL IS CONTROLLED ACCORDING TO THE FOLLOWING STANDARDS: ASTM D1227, ASTM D2939, ASTM D1640

±0.00 = +11.20(H.P.P.)

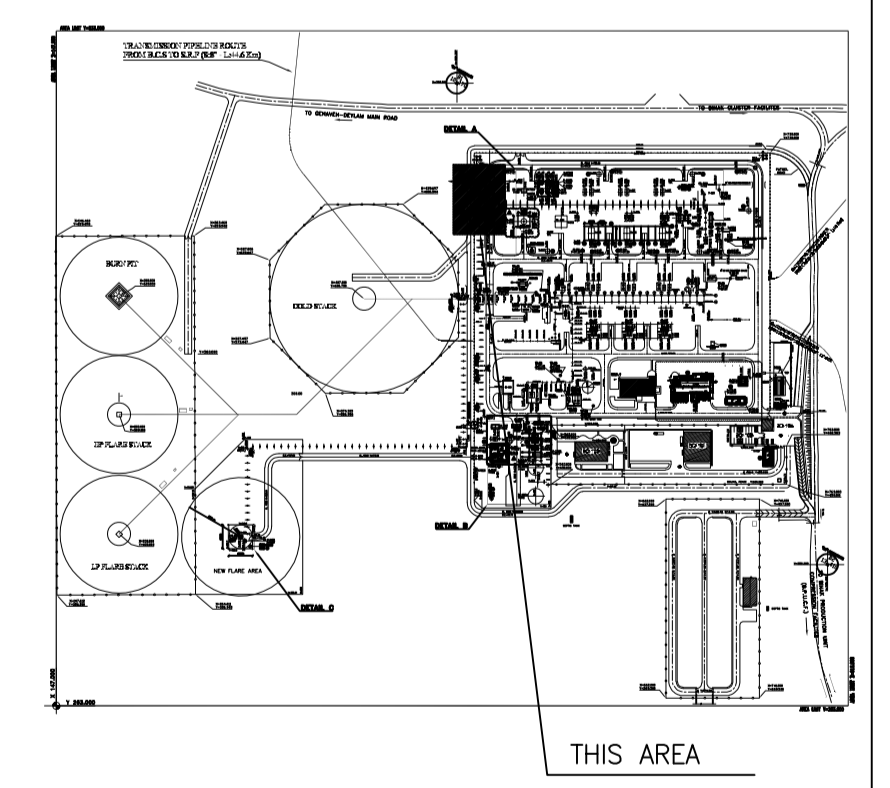
LEGEND AND ABBREVIATION



T.O.F. = TOP OF FOUNDATION
T.O.C. = TOP OF CONCRETE
T.O.S. = TOP OF SLAB
T.O.W. = TOP OF WALL
T.O.R.O. = TOP OF ROAD
H.P.P. = HIGH POINT PAVING

REFERENCE DRAWING	DRG. No.
GENERAL NOTES - REINFORCED CONCRETE STRUCTURES	BK-GNRL-PEDCO-000-ST-DW-0012
STANDARD DRAWING FOR ROADS	BK-GNRL-PEDCO-000-CV-DW-0003
STANDARD DETAILS OF MISCELLANEOUS ITEMS	BK-GNRL-PEDCO-000-CV-DW-0040
STANDARD DRAWING OF INSERT PLATES IN CONCRETE	BK-GNRL-PEDCO-000-ST-DW-0007
STANDARD DRAWING FOR CULVERT & DETAILS	BK-GNRL-PEDCO-000-CV-DW-0014

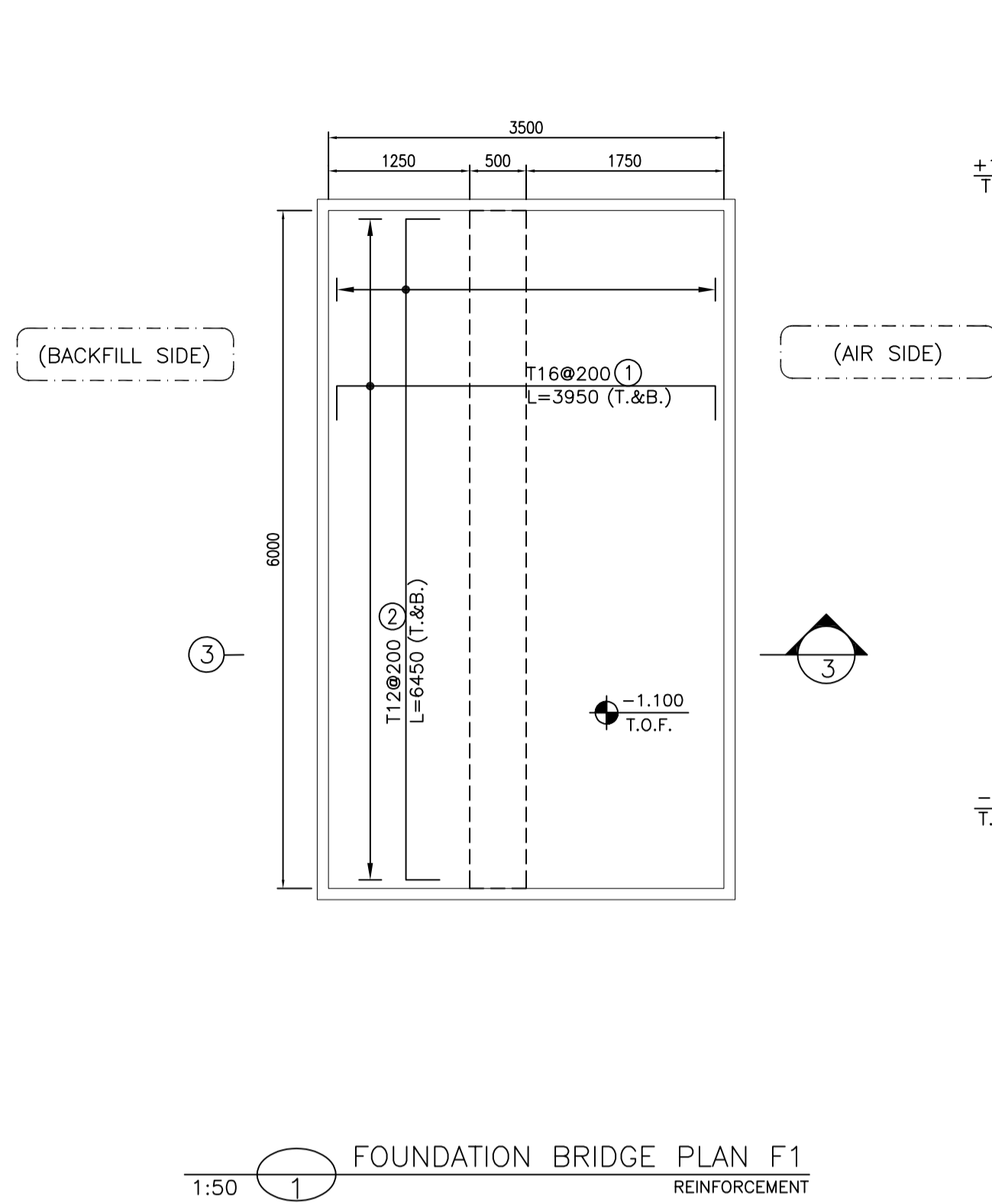
KEY PLAN



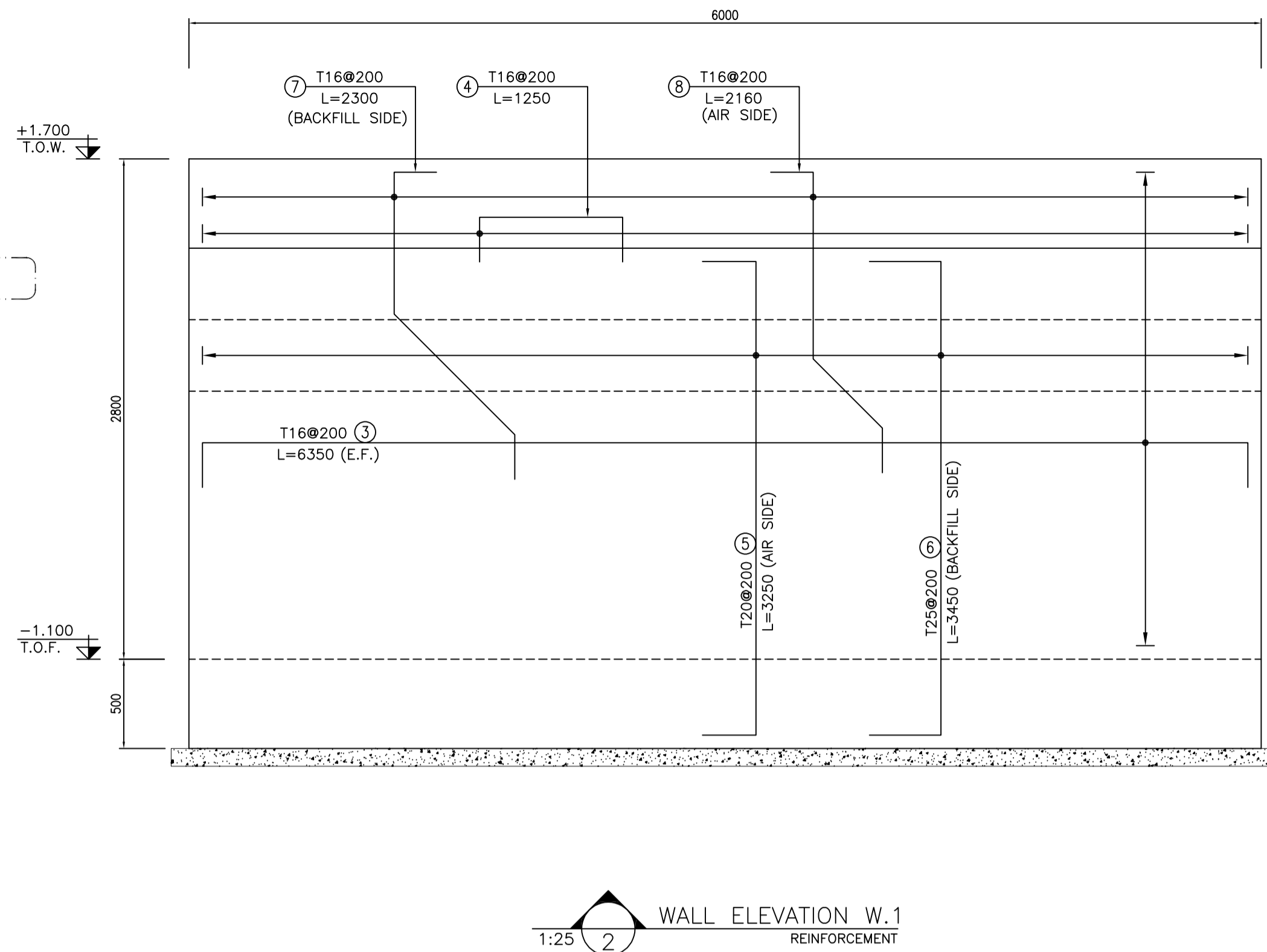
REV.	DATE	P.O.I.S	PREP.	CHK.	APP.	AUT.	DESCRIPTION	BY	DATE	BY	DATE
D01	JAN.2024	IFA	R. BERLOUKI	M.FAKHARIAN	S.FARAMARZPOUR	**	REV.				
D00	OCT.2023	IPC	R. BERLOUKI	M.FAKHARIAN	S.FARAMARZPOUR	**					

PROJECT NAME: BINAK OILFIELD DEVELOPMENT/SURFACE FACILITIES GAS COMPRESSOR STATION
PROJECT NO.: 971020
EPC CONTRACTOR: HIRGAN ENERGY - DESIGN & INSPECTION COMPANIES
EPD/EPC CONTRACTOR(GC): PETROIRAN DEVELOPMENT COMPANY
DRAWING TITLE: STRUCTURAL DRAWING FOR GCS BRIDGES

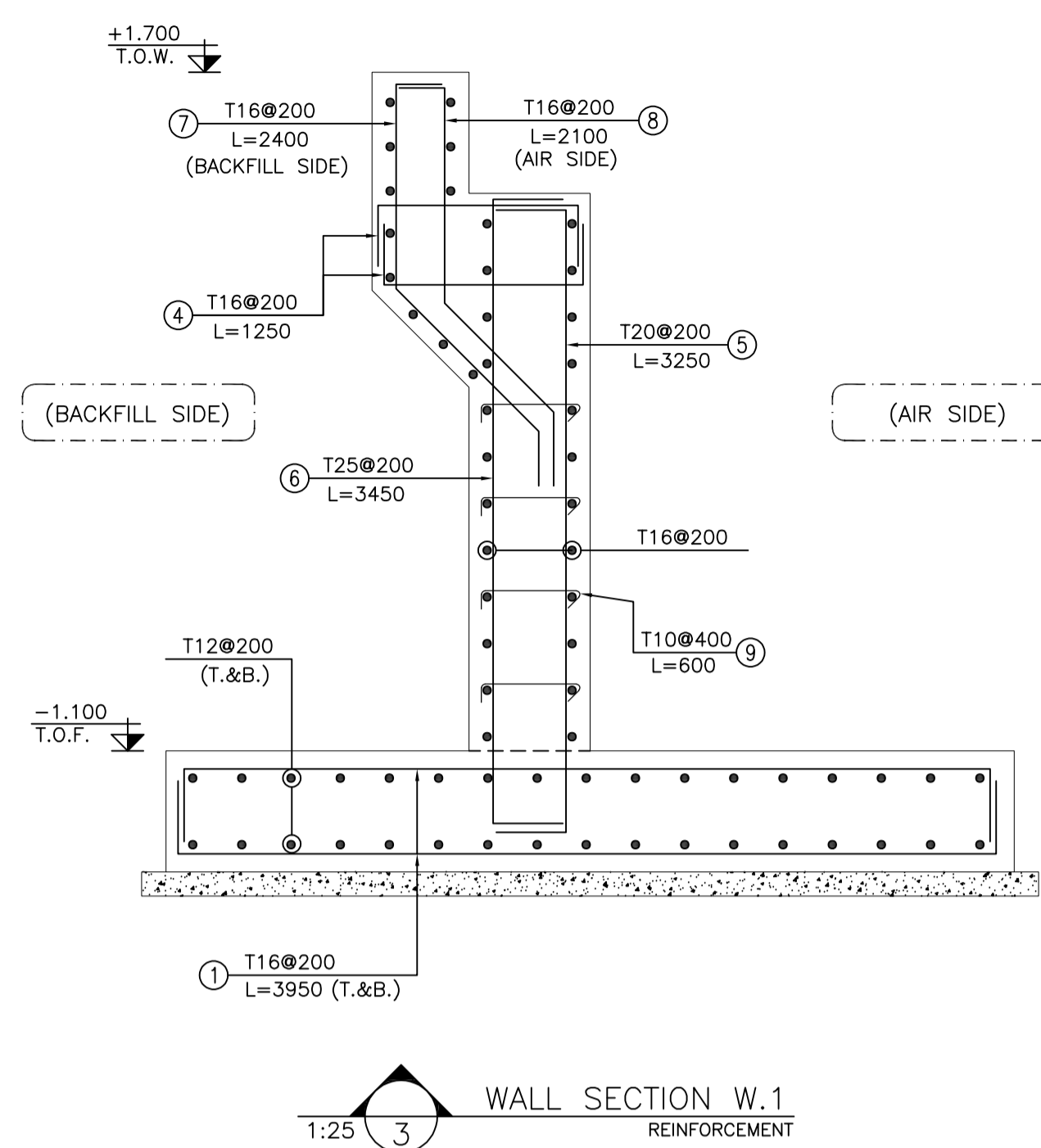
SCALE	SIZE	DRAWING NO.	SHEET NO.	REV.	BUDGET REF.	LOCATION	SIZE	CLASS	SERIAL NO.	SHEET	REVISION
AS SHOWN	A1	BK-GCS-PEDCO-120-ST-DW-0085	02 OF 07	D01	053-073-9184	F	4	M	709411	2	D01



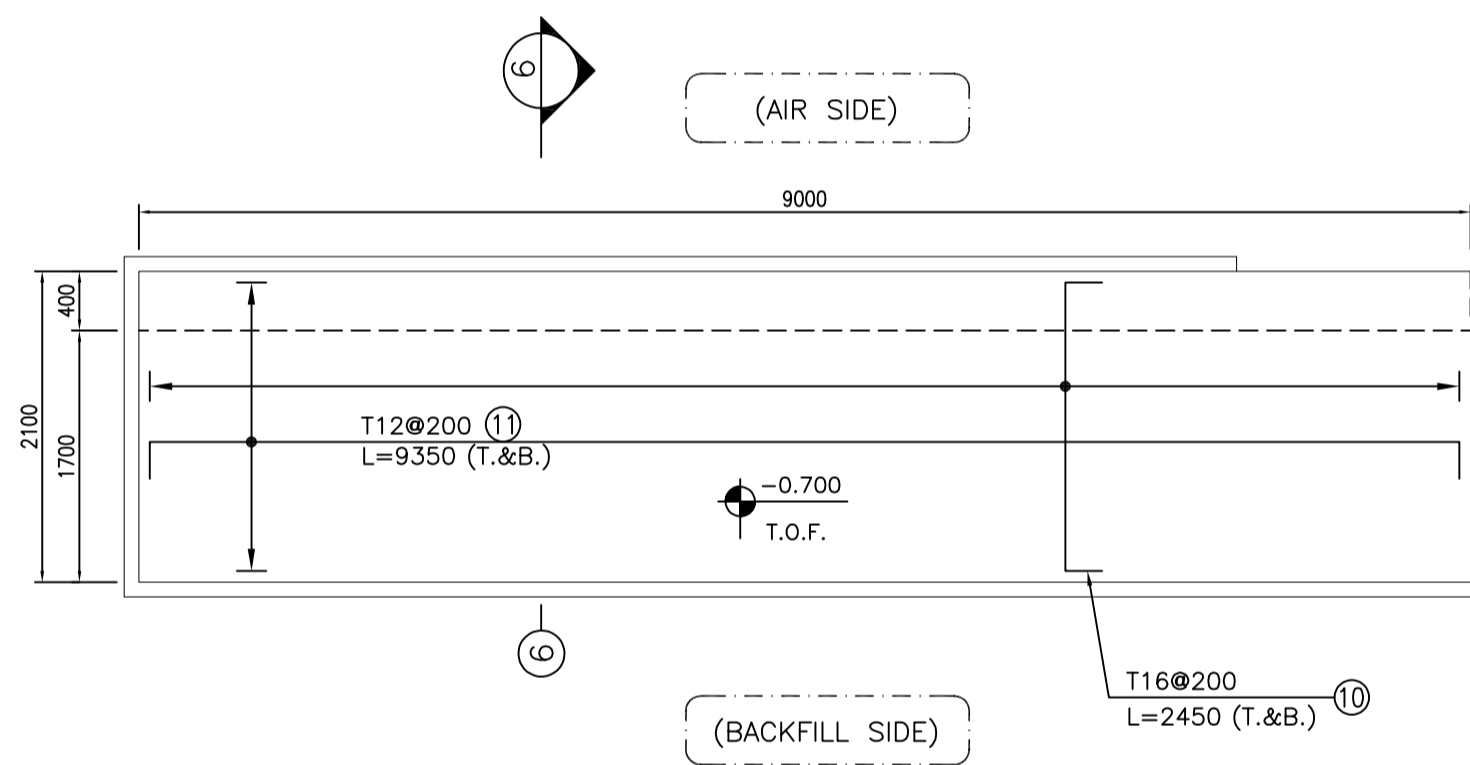
FOUNDATION BRIDGE PLAN F1
1:50 REINFORCEMENT



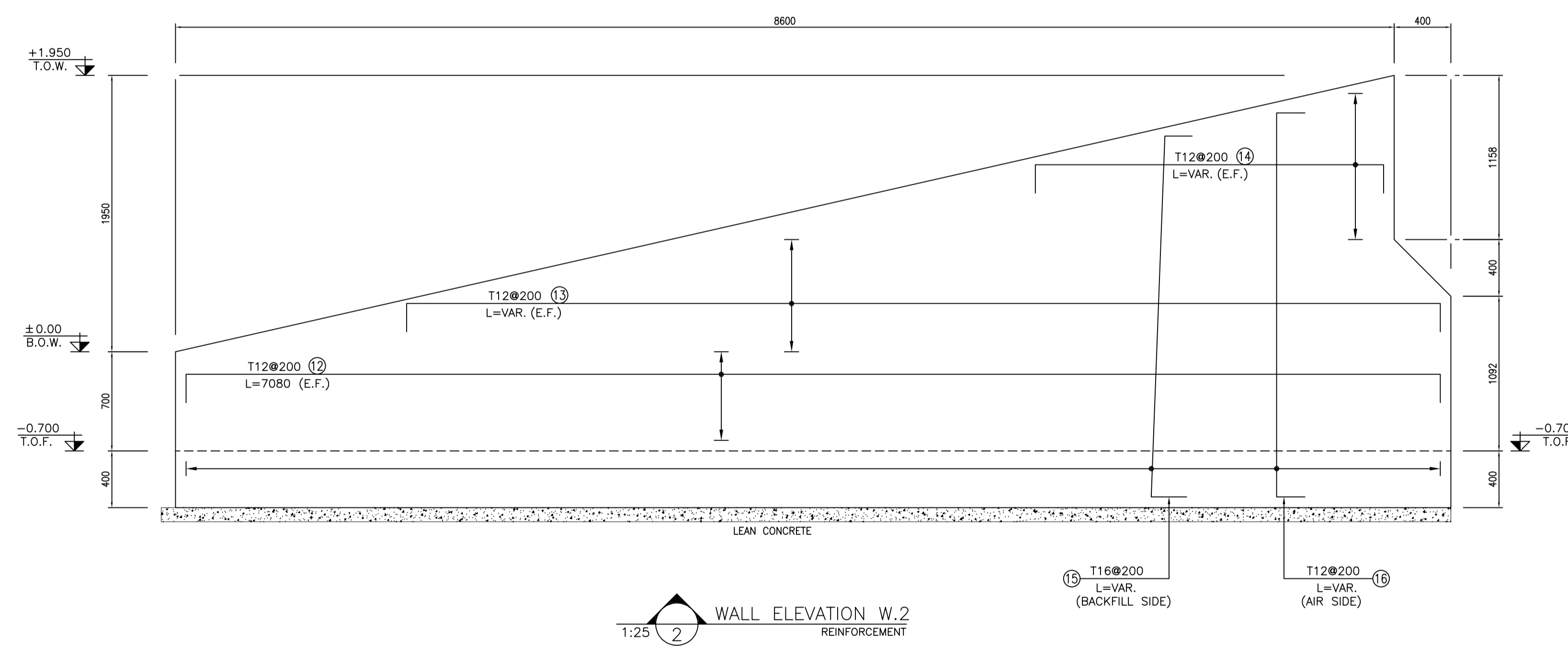
WALL ELEVATION W.1
1:25 REINFORCEMENT



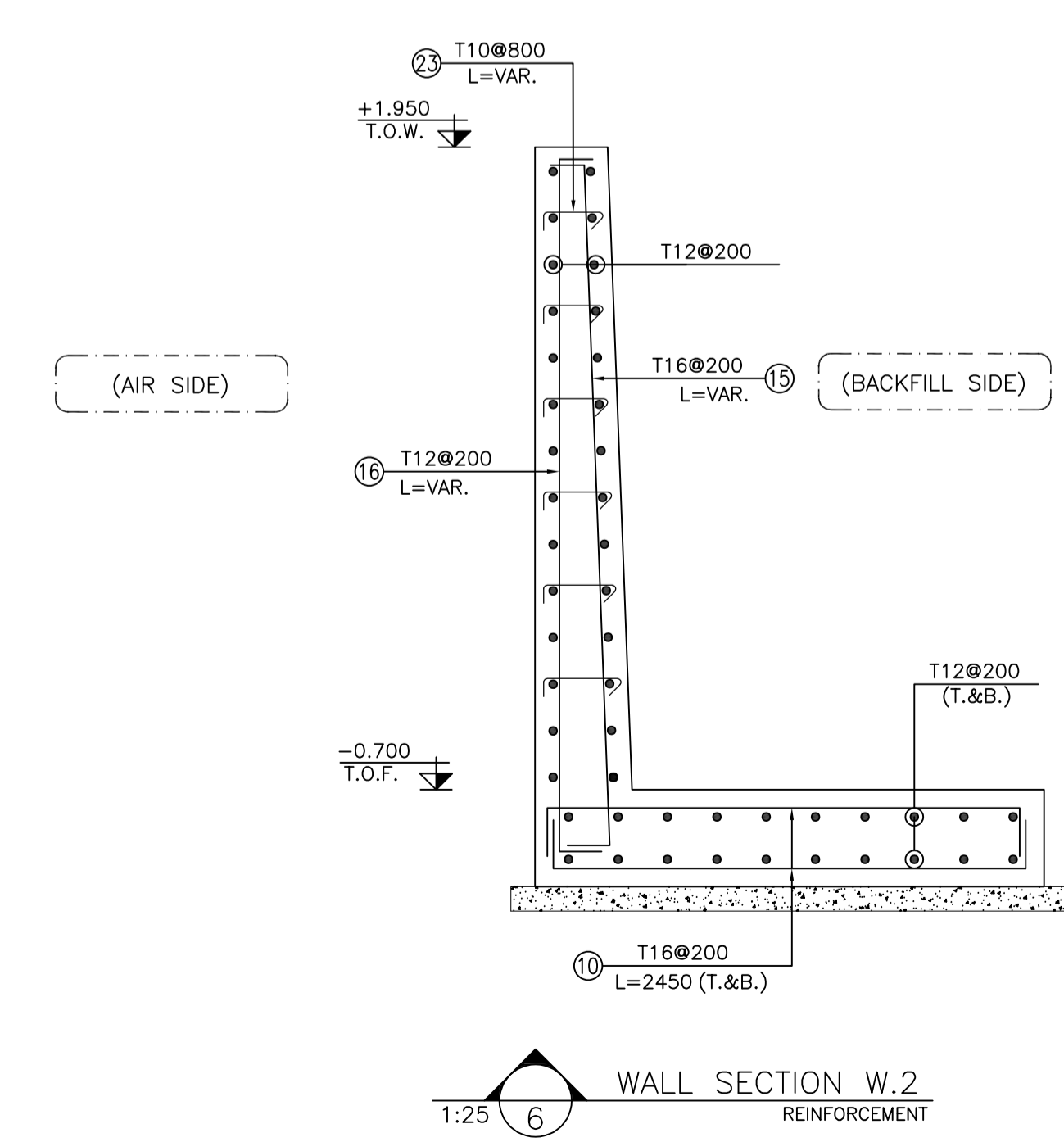
WALL SECTION W.1
1:25 REINFORCEMENT



FOUNDATION BRIDGE PLAN F2
1:50 REINFORCEMENT



WALL ELEVATION W.2
1:25 REINFORCEMENT



WALL SECTION W.2
1:25 REINFORCEMENT

NOTES

- 1) ALL ELEVATIONS AND COORDINATES ARE IN "m" AND DIMENSIONS ARE IN "mm" UNLESS OTHERWISE NOTED.
- 2) ALL DIMENSIONS AND ELEVATIONS SHALL BE CHECKED BY THE CONTRACTOR PRIOR TO CONSTRUCTION.
- 3) ACCORDING TO THE SPECIFICATION OF CONCRETE WORKS:
"BK-GNRL-PEDCO-000-ST-SP-0001" 28 DAYS CHARACTERISTIC COMPRESSIVE STRENGTH OF MAIN CONCRETE IS 30 MPa (ON CYLINDRICAL SPECIMEN)
- 4) ACCORDING TO THE SPECIFICATION OF CONCRETE WORKS:
"BK-GNRL-PEDCO-000-ST-SP-0001" 28 DAYS CHARACTERISTIC COMPRESSIVE STRENGTH OF LEAN CONCRETE IS 15 MPa (ON CYLINDRICAL SPECIMEN)
- 5) CONCRETE COVER OVER BARS SHALL BE 75mm FOR FOUNDATION & 50mm FOR WALLS & PEDESTALS.
- 6) REINFORCING BARS SHALL BE S400 ACCORDING TO: ISIRI3132 AND INBC9 WITH MINIMUM TENSILE YIELD STRENGTH 400 N/mm²
- 7) REINFORCEMENT SHALL BE ADJUSTED LOCALLY TO SUIT THE RECESS OF ANCHOR BOLTS, HOLES AND OTHER EMBEDDED MATERIALS.
- 8) UNDERGROUND CONCRETE SHALL BE PROTECTED AND COATED ACCORDING TO RELEVANT SPECIFICATION.
- 9) PORTLAND CEMENT TYPE 2 SHALL BE USED FOR CONCRETE AND LEAN CONCRETE.
- 10) FILL MATERIAL SHALL BE COMPACTED TO NOT LESS THAN 95% OF THE MAXIMUM DENSITY AS DETERMINED BY ASTM D-1557 (MODIFIED PROCTOR) METHOD.
- 11) H.P.P. AND H.P.P. ELEVATION = +100.00 LOCAL CORRESPOND TO +11.20 M.S.L.
- 12) THE EMULSION SHOULD BE USED ON CONCRETE EXPOSED WITH SOIL. B-90-COAT.M.E IS A BITUMEN-BASED ONE-COMPONENT EMULSION PROTECTIVE COATING TO PREVENT THE PENETRATION OF DESTRUCTIVE SALTS & IONS. THIS MATERIAL IS CONTROLLED ACCORDING TO THE FOLLOWING STANDARDS: ASTM D1227, ASTM D2939, ASTM D1640

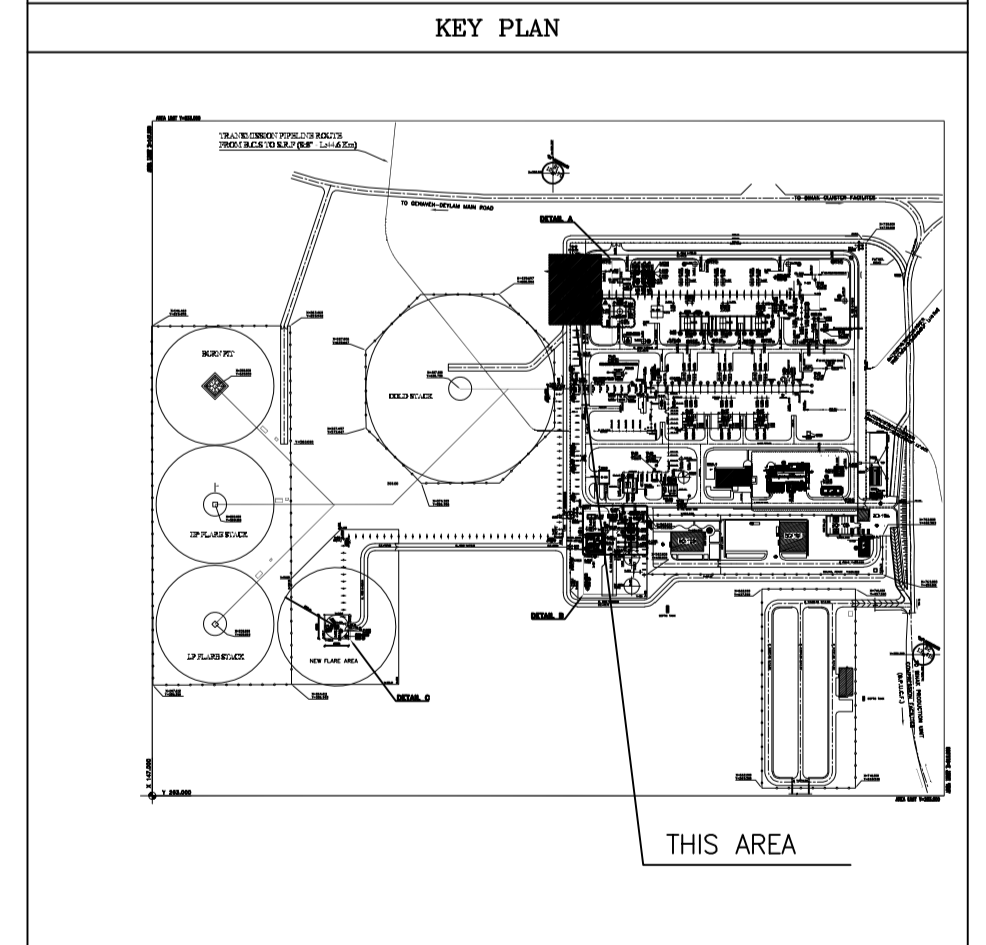
±0.00 = +11.20(H.P.P.)

LEGEND AND ABBREVIATION

- REINFORCED CONCRETE
- LEAN CONCRETE
- GROUND

T.O.F. = TOP OF FOUNDATION
T.O.C. = TOP OF CONCRETE
T.O.S. = TOP OF SLAB
T.O.W. = TOP OF WALL
T.O.RD. = TOP OF ROAD
H.P.P. = HIGH POINT PAVING

REFERENCE DRAWING	DRG. No.
GENERAL NOTES - REINFORCED CONCRETE STRUCTURES	BK-GNRL-PEDCO-000-ST-DW-0012
STANDARD DRAWING FOR ROADS	BK-GNRL-PEDCO-000-CV-DW-0003
STANDARD DETAILS OF MISCELLANEOUS ITEMS	BK-GNRL-PEDCO-000-CV-DW-0040
STANDARD DRAWING OF INSERT PLATES IN CONCRETE	BK-GNRL-PEDCO-000-ST-DW-0007
STANDARD DRAWING FOR CULVERT & DETAILS	BK-GNRL-PEDCO-000-CV-DW-0014



REV.	DATE	P.O.I.S	PREP.	CHK.	APP.	AUT.	DESCRIPTION	BY	DATE	CHECKED	REV. APPR.
D01	JAN.2024	IFA	R. BERLOUKI	M.FAKHARIAN	S.FARAMARZPOUR	**					
D00	OCT.2023	IPC	R. BERLOUKI	M.FAKHARIAN	S.FARAMARZPOUR	**					

PROJECT NAME: BINAK OILFIELD DEVELOPMENT/SURFACE FACILITIES GAS COMPRESSOR STATION

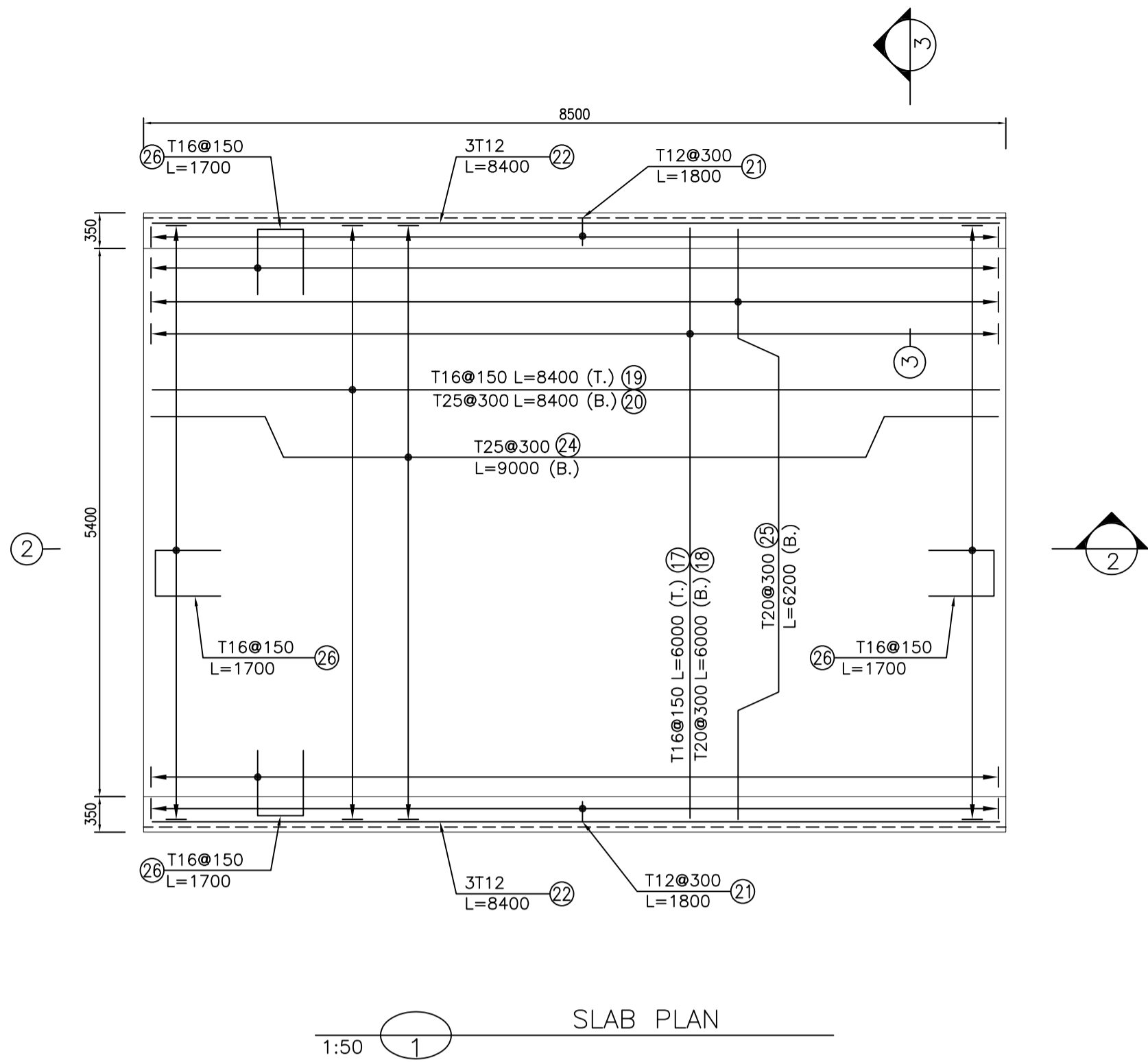
PROJECT NO.: 971020

EPC CONTRACTOR: HIRGAN ENERGY - DESIGN & INSPECTION COMPANIES

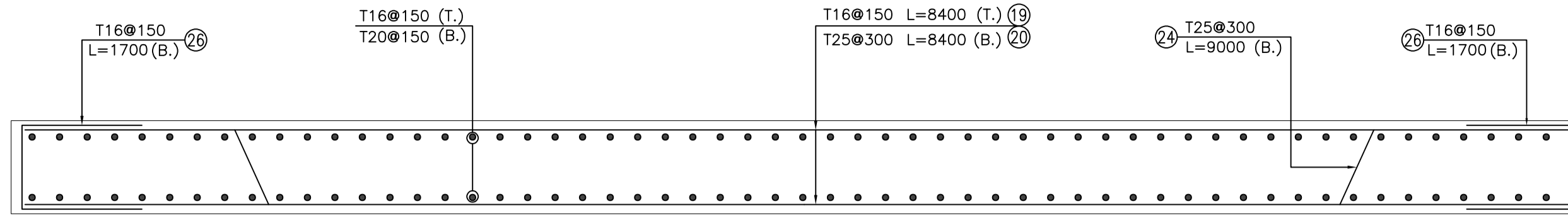
EPD/EPC CONTRACTOR(GC): PETROIRAN DEVELOPMENT COMPANY

NO CONSTRUCTION PERMITTED UNLESS DRAWING APPROVED

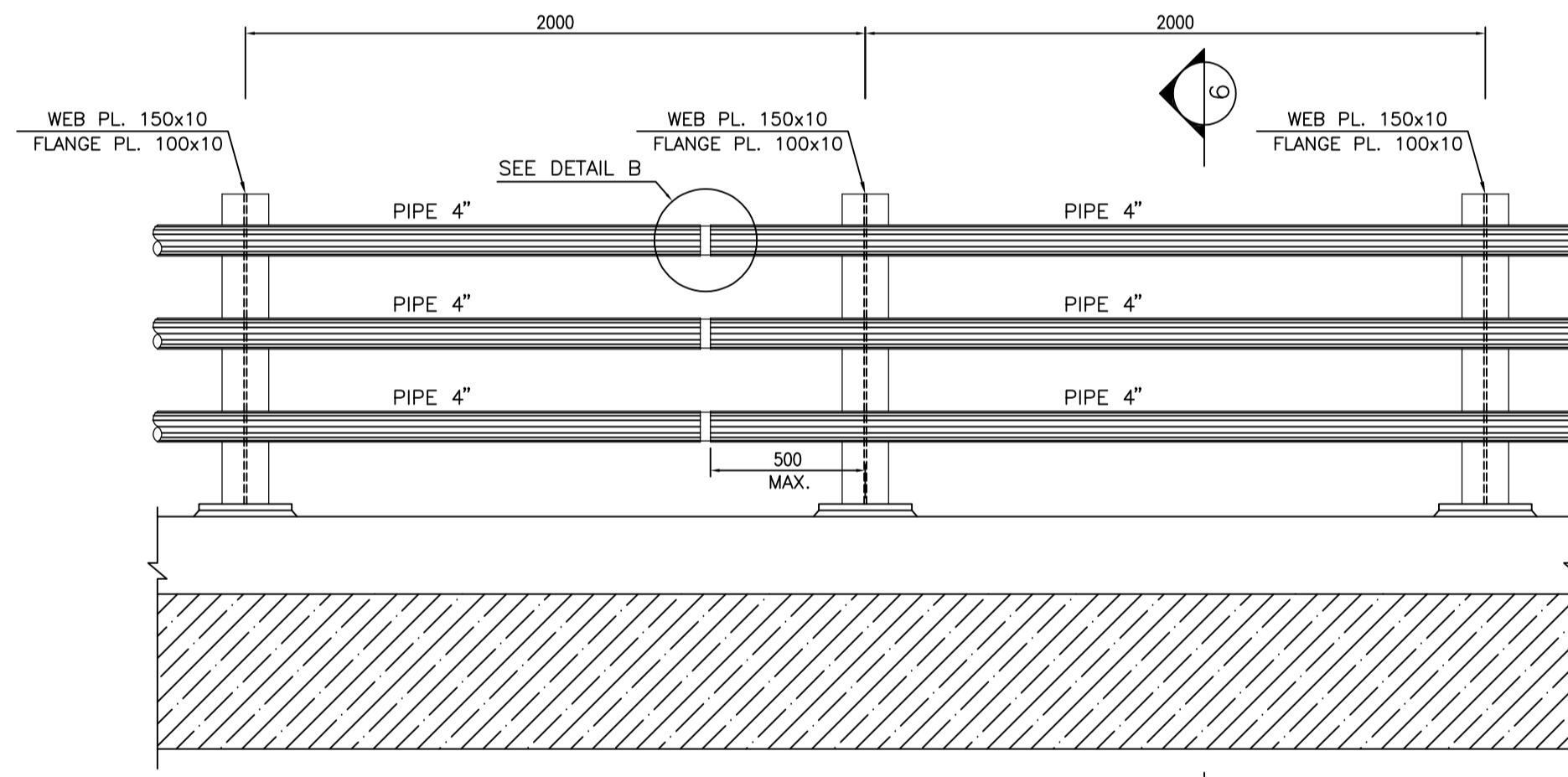
SCALE	SIZE	DRAWING NO.	SHEET NO.	REV.	BUDGET REF.	LOCATION	SIZE	CLASS	SERIAL NO.	SHEET	REVISION
AS SHOWN	A1	BK-GCS-PEDCO-120-ST-DW-0085	03 OF 07	D01	053-073-9184	F	4	M	709411	3	D01



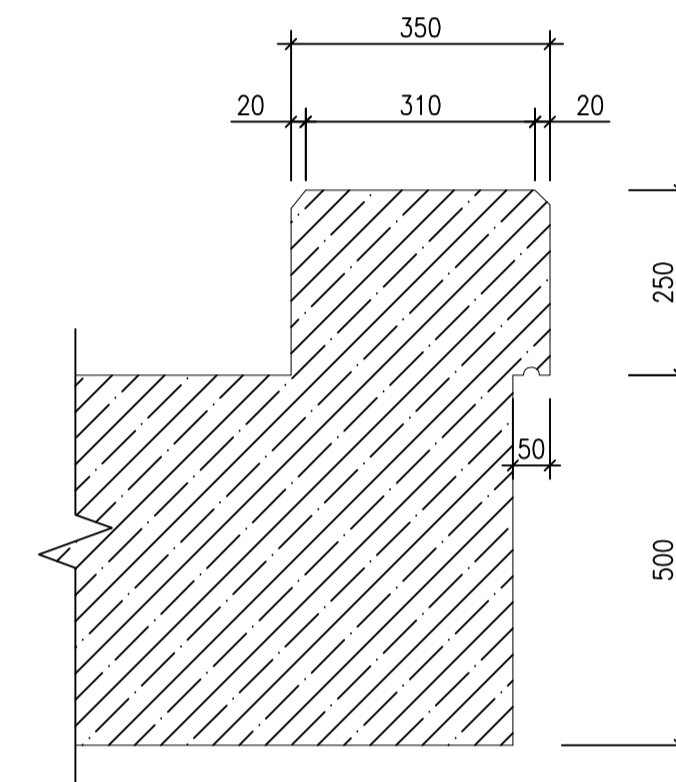
1:50 1 SLAB PLAN



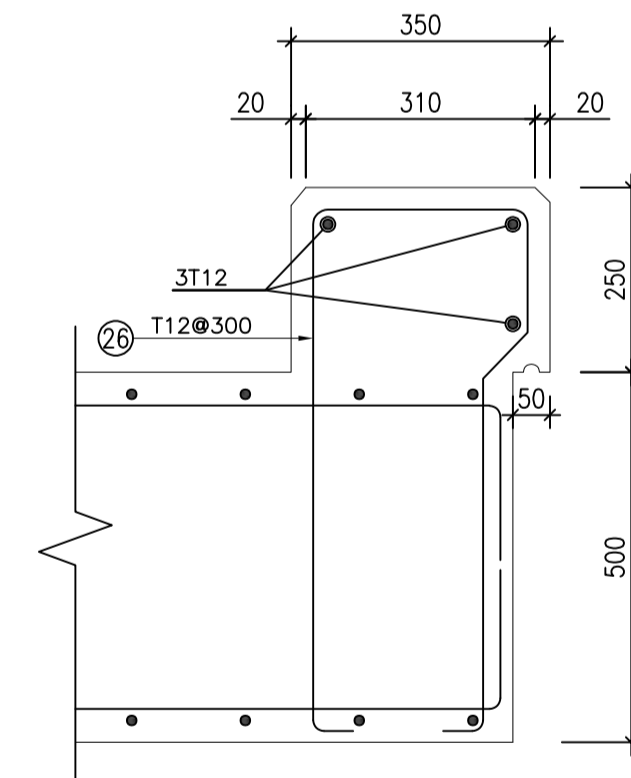
1:25 2 REINFORCEMENT



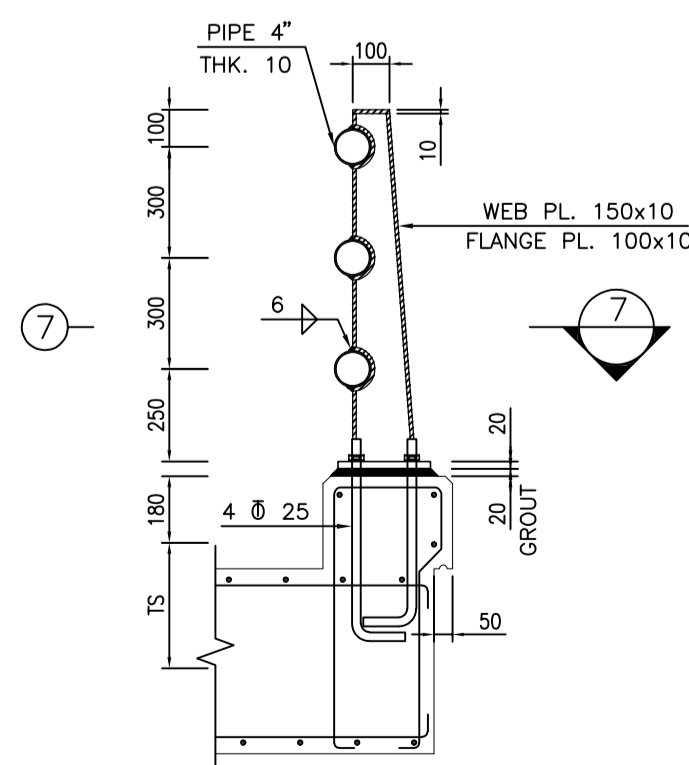
1:20 5 GUARDRAIL LONGITUDINAL VIEW



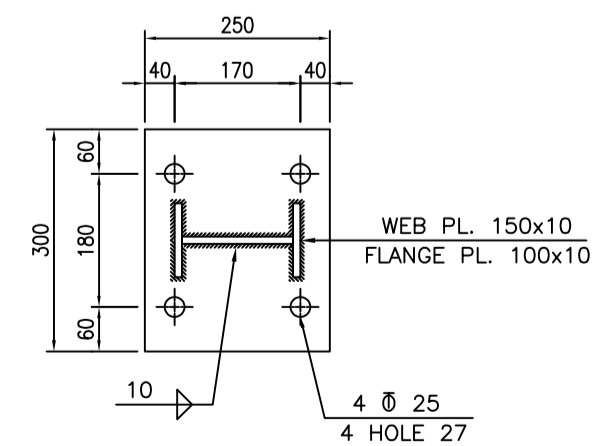
1:10 2/7 3 FORMWORK



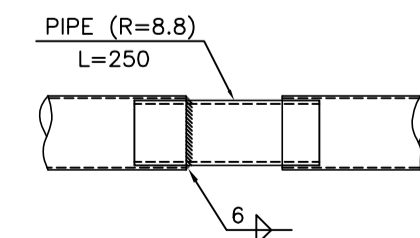
1:10 4 REINFORCEMENT



1:20 6



1:10 7 BASE PLATE



1:10 8 FORMWORK

BAR BENDING SCHEDULE										
Pos	Spec.	Shape	L	No.	T12	T16	T20	T25		
1	T16	300 3350 300	3.95	60		237.00				
2	T12	250 6450 250	6.95	32	222.40					
3	T16	250 5850 250	6.35	68		431.80				
4	T16	250 750 250	1.25	120		150.00				
5	T20	300 2650 300	3.25	60			195.00			
6	T25	400 2650 400	3.45	60				207.00		
7	T16	250 800 1000 250	2.30	60		138.00				
8	T16	250 960 700 250	2.16	60		129.60				
9	T12	120 350	0.59	120	70.80					
10	T20	300 1850 300	2.45	90			220.50			
11	T12	250 8750 250	9.35	80	748.00					
12	T12	200 8850 200	9.25	32	296.00					
13	T12	200 8850-4850 200	7.25	32	232.00					
14	T12	200 4850-410 200	3.03	40	121.20					
15	T16	250 2900-950 250	2.43	180		437.40				
16	T12	200 2900-950 200	2.33	180	419.40					
17	T16	6000	6.00	57		342.00				
18	T20	6000	6.00	28			168.00			
19	T16	8400	8.40	40		336.00				
20	T25	8400	8.40	20				168.00		
21	T12	250 650 200	1.90	114	216.60					
22	T12	8400	8.40	6	50.40					
23	T12	120 150-250 1150 440	0.44	528	232.32					
24	T25	1150 5700 440	9.00	20				180.00		
25	T25	1000 3300 440	6.20	28				173.60		
26	T16	400 650 650	1.70	194		329.80				
TOTAL LENGTH (m)					2609.12	2531.60	583.50	728.60		
UNIT WEIGHT (Kg/m)					0.887	1.578	2.47	3.85		
WEIGHT (Kg)					2314.29	3994.86	1441.25	2805.11		
TOTAL WEIGHT (Kg)					10555 Kg.					

- NOTES**
- ALL ELEVATIONS AND COORDINATES ARE IN "m" AND DIMENSIONS ARE IN "mm" UNLESS OTHERWISE NOTED.
 - ALL DIMENSIONS AND ELEVATIONS SHALL BE CHECKED BY THE CONTRACTOR PRIOR TO CONSTRUCTION.
 - ACCORDING TO THE SPECIFICATION OF CONCRETE WORKS:
 - "BK-GNRL-PEDCO-000-ST-SP-0001" 28 DAYS CHARACTERISTIC COMPRESSIVE STRENGTH OF MAIN CONCRETE IS 30 MPa (ON CYLINDRICAL SPECIMEN)
 - "BK-GNRL-PEDCO-000-ST-SP-0001" 28 DAYS CHARACTERISTIC COMPRESSIVE STRENGTH OF LEAN CONCRETE IS 15 MPa (ON CYLINDRICAL SPECIMEN)
 - CONCRETE COVER OVER BARS SHALL BE 75mm FOR FOUNDATION & 50mm FOR WALLS & PEDESTALS.
 - REINFORCING BARS SHALL BE S400 ACCORDING TO: ISIRI3132 AND INBC9 WITH MINIMUM TENSILE YIELD STRENGTH 400 N/mm²
 - REINFORCEMENT SHALL BE ADJUSTED LOCALLY TO SUIT THE RECESS OF ANCHOR BOLTS, HOLES AND OTHER EMBEDDED MATERIALS.
 - UNDERGROUND CONCRETE SHALL BE PROTECTED AND COATED ACCORDING TO RELEVANT SPECIFICATION.
 - PORTLAND CEMENT TYPE 2 SHALL BE USED FOR CONCRETE AND LEAN CONCRETE.
 - FILL MATERIAL SHALL BE COMPACTED TO NOT LESS THAN 95% OF THE MAXIMUM DENSITY AS DETERMINED BY ASTM D-1557 (MODIFIED PROCTOR) METHOD.
 - H.P.G AND H.P.P. ELEVATION = +100.00 LOCAL CORRESPOND TO +11.20 M.S.L.
 - THE EMULSION SHOULD BE USED ON CONCRETE EXPOSED WITH SOIL. B-90-COAT.M.E IS A BITUMEN-BASED ONE-COMPONENT EMULSION PROTECTIVE COATING TO PREVENT THE PENETRATION OF DESTRUCTIVE SALTS & IONS. THIS MATERIAL IS CONTROLLED ACCORDING TO THE FOLLOWING STANDARDS: ASTM D1227, ASTM D2939, ASTM D1640

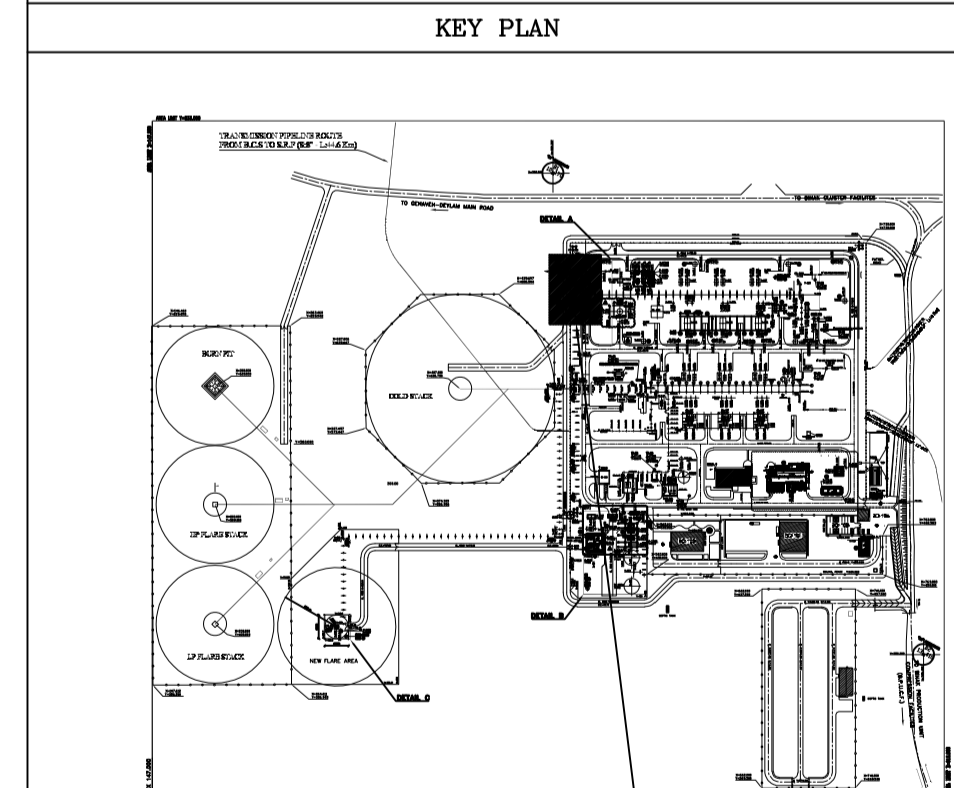
LEGEND AND ABBREVIATION

	REINFORCED CONCRETE
	LEAN CONCRETE
	GROUND

T.O.F. = TOP OF FOUNDATION
 T.O.C. = TOP OF CONCRETE
 T.O.S. = TOP OF SLAB
 T.O.W. = TOP OF WALL
 T.O.RO. = TOP OF ROAD
 H.P.P. = HIGH POINT PAVING

REFERENCE DRAWING

GENERAL NOTES - REINFORCED CONCRETE STRUCTURES	DRG. No.
STANDARD DRAWING FOR ROADS	BK-GNRL-PEDCO-000-CV-DW-0003
STANDARD DETAILS OF MISCELLANEOUS ITEMS	BK-GNRL-PEDCO-000-CV-DW-0040
STANDARD DRAWING OF INSERT PLATES IN CONCRETE	BK-GNRL-PEDCO-000-ST-DW-0007
STANDARD DRAWING FOR CULVERT & DETAILS	BK-GNRL-PEDCO-000-CV-DW-0014



REV.	DATE	P.O.I.S	PREP.	CHK.	APP.	AUT.
D01	JAN.2024	IFA	R. BERLAOUI	M.FAKHARIAN	S.FARAMARZPOUR	***
D00	OCT.2023	IFC	R. BERLAOUI	M.FAKHARIAN	S.FARAMARZPOUR	***

PROJECT NAME: BINAK OILFIELD DEVELOPMENT/SURFACE FACILITIES GAS COMPRESSOR STATION
 PROJECT NO.: 971020
 EPC CONTRACTOR: HIRGAN ENERGY - DESIGN & INSPECTION COMPANIES
 EPD/EPC CONTRACTOR(GC): PETROIRAN DEVELOPMENT COMPANY
 DRAWING TITLE: STRUCTURAL DRAWING FOR GCS BRIDGES

SCALE	SIZE	DRAWING NO.	SHEET NO.	REV.	BUDGET REF.	LOCATION	SIZE	CLASS	SERIAL NO.	SHEET	REVISION
AS SHOWN	A1	BK-GCS-PEDCO-120-ST-DW-0085	04 OF 07	D01	053-073-9184	F	4	M	709411	04	D01

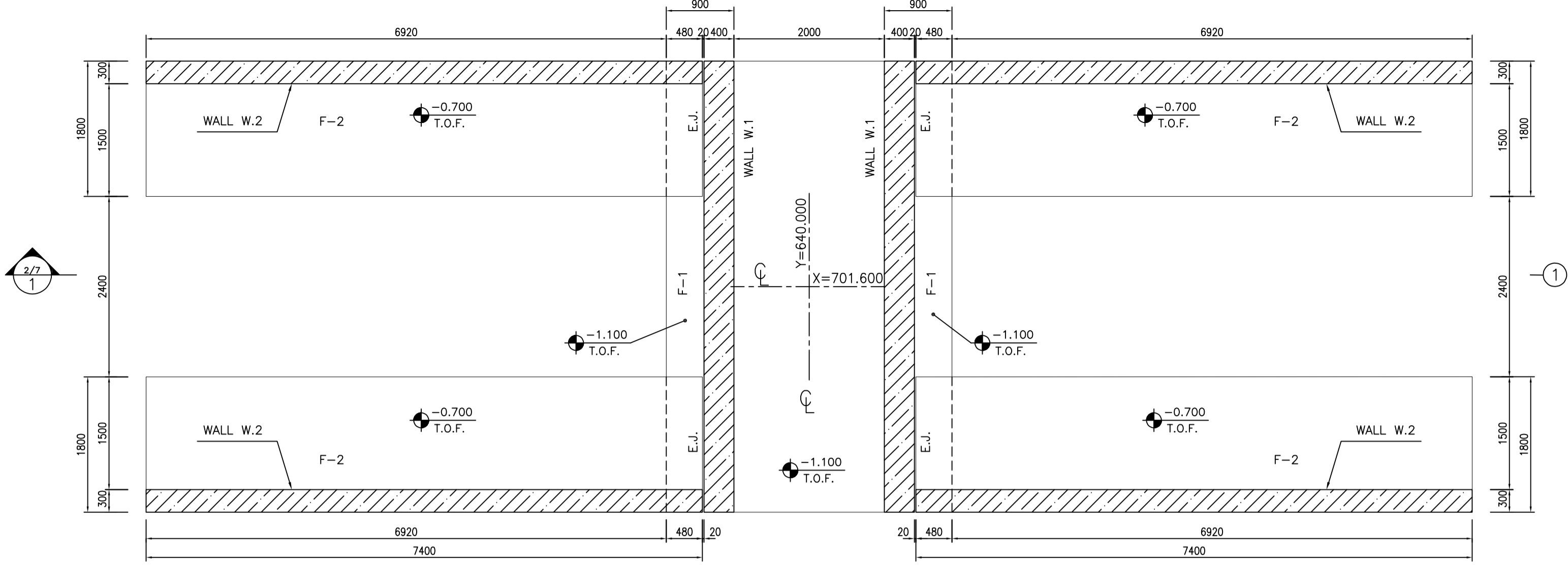
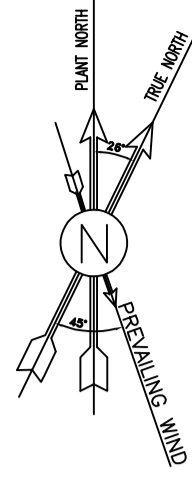
اسم و کلیه نسخ این نقشه و حق امتیاز متعلق به شرکت ملی مناطق نفت خیز جنوب میباشد.
 THE ORIGINAL AND ALL COPIES OF THIS DRAWING TOGETHER WITH THE COPYRIGHT THEREIN ARE THE SOLE PROPERTY OF N.I.S.O.C./ FIELDS

BINAK OILFIELD DEVELOPMENT SURFACE FACILITIES GAS COMPRESSOR STATION

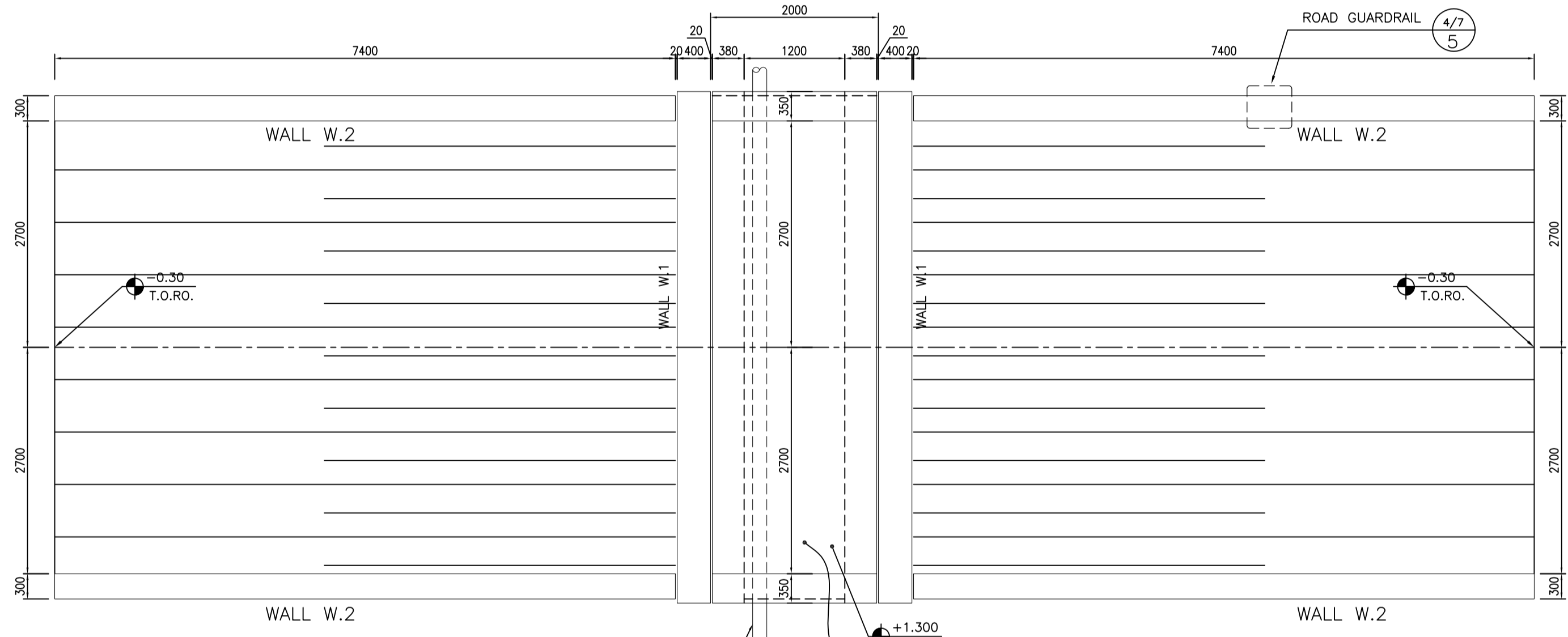
DATE	SCALE	DRAWING BY	CHECKED BY	PROJECT ENG.

NO CONSTRUCTION PERMITTED UNLESS DRAWING APPROVED

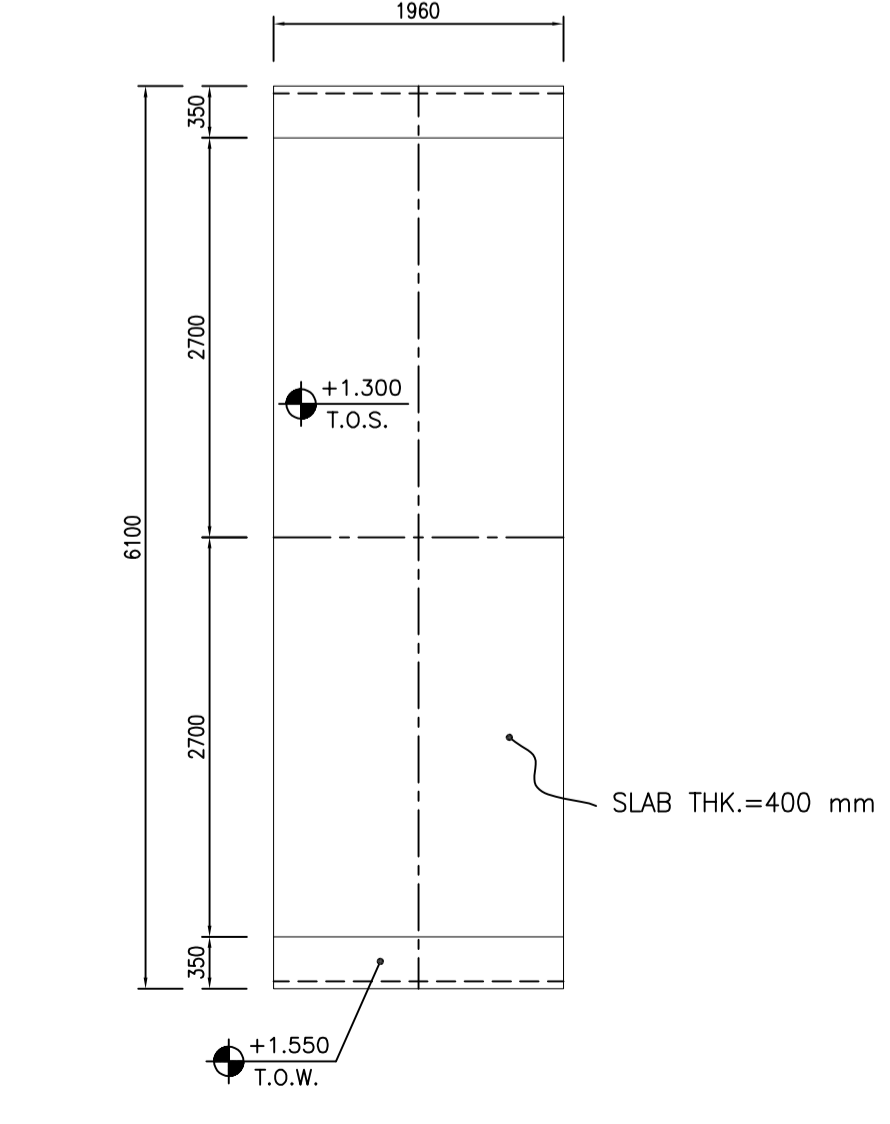
APPROVED FOR CONSTRUCTION	BY:	DATE:



1:50 FOUNDATION BRIDGE PLAN



1:50 WALL & SLAB PLAN



1:50 WALL & SLAB PLAN

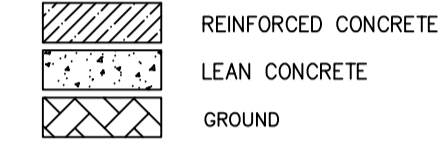
BAR BENDING SCHEDULE									
Pos	Spec.	Shape	L	No.	T12	T16	T20	T22	
1	T20	300 [3650] 300	4.25	60			255.00		
2	T12	200 [5850] 200	6.45	38	245.10				
3	T16	250 [5850] 250	6.35	72		457.20			
4	T16	250 [650] 250	1.15	80		92.00			
5	T16	250 [2250] 250	2.75	60		165.00			
6	T22	350 [2250] 350	2.95	60				177.00	
7	T16	250 [690] 930 250	2.10	60		126.00			
8	T16	250 [870] 570 250	2.04	60		122.40			
9	T12	120 [250] 120	0.49	90	44.10				
10	T16	250 [1650] 250	2.15	296		636.40			
11	T12	200 [7250] 200	7.75	72	558.00				
12	T12	200 [7250] 200	7.65	16	122.40				
13	T12	200 [7250-4630] 200	6.34	8	50.72				
14	T12	200 [4630-450] 200	2.94	40	117.60				
15	T16	250 [2500-950] 250	2.23	148		330.04			
16	T12	200 [2500-950] 200	2.13	148	315.24				
17	T16	— 5900 —	5.90	13		76.70			
18	T22	— 5900 —	5.90	6				35.40	
19	T16	— 1860 —	1.86	40		74.40			
20	T22	— 1860 —	1.86	20				37.20	
21	T12	250 [650] 200	1.90	12	22.80				
22	T12	— 1860 —	1.86	6	11.16				
23	T12	120 [150] 120	0.39	380	148.20				
24	T22	510 [250] 370 510	2.31	20				46.20	
25	T22	510 [4510] 370 510	6.30	6				37.80	
26	T16	400 [650] 650	1.70	106		180.20			
TOTAL LENGTH (m)					1635.32	2185.94	329.40	333.60	
UNIT WEIGHT (Kg/m)					0.887	1.578	2.47	2.98	
WEIGHT (Kg)					1450.53	3449.41	813.62	994.13	
TOTAL WEIGHT (Kg)					6175 Kg.				

NOTES

- 1) ALL ELEVATIONS AND COORDINATES ARE IN "m" AND DIMENSIONS ARE IN "mm" UNLESS OTHERWISE NOTED.
- 2) ALL DIMENSIONS AND ELEVATIONS SHALL BE CHECKED BY THE CONTRACTOR PRIOR TO CONSTRUCTION.
- 3) ACCORDING TO THE SPECIFICATION OF CONCRETE WORKS:
"BK-GNRL-PEDCO-000-ST-SP-0001" 28 DAYS CHARACTERISTIC COMPRESSIVE STRENGTH OF MAIN CONCRETE IS 30 MPa (ON CYLINDRICAL SPECIMEN)
- 4) ACCORDING TO THE SPECIFICATION OF CONCRETE WORKS:
"BK-GNRL-PEDCO-000-ST-SP-0001" 28 DAYS CHARACTERISTIC COMPRESSIVE STRENGTH OF LEAN CONCRETE IS 15 MPa (ON CYLINDRICAL SPECIMEN)
- 5) CONCRETE COVER OVER BARS SHALL BE 75mm FOR FOUNDATION & 50mm FOR WALLS & PEDESTALS.
- 6) REINFORCING BARS SHALL BE S400 ACCORDING TO: ISIRI3132 AND INBC9 WITH MINIMUM TENSILE YIELD STRENGTH 400 N/mm²
- 7) REINFORCEMENT SHALL BE ADJUSTED LOCALLY TO SUIT THE RECESS OF ANCHOR BOLTS, HOLES AND OTHER EMBEDDED MATERIALS.
- 8) UNDERGROUND CONCRETE SHALL BE PROTECTED AND COATED ACCORDING TO RELEVANT SPECIFICATION.
- 9) PORTLAND CEMENT TYPE 2 SHALL BE USED FOR CONCRETE AND LEAN CONCRETE.
- 10) FILL MATERIAL SHALL BE COMPACTED TO NOT LESS THAN 95% OF THE MAXIMUM DENSITY AS DETERMINED BY ASTM D-1557 (MODIFIED PROCTOR) METHOD.
- 11) H.P.G AND H.P.P. ELEVATION = +100.00 LOCAL CORRESPOND TO +11.20 M.S.L.
- 12) THE EMULSION SHOULD BE USED ON CONCRETE EXPOSED WITH SOIL. B-90-COAT.M.E IS A BITUMEN-BASED ONE-COMPONENT EMULSION PROTECTIVE COATING TO PREVENT THE PENETRATION OF DESTRUCTIVE SALTS & IONS.
THIS MATERIAL IS CONTROLLED ACCORDING TO THE FOLLOWING STANDARDS:
ASTM D1227, ASTM D2939, ASTM D1640

±0.00 = +11.20(H.P.P.)

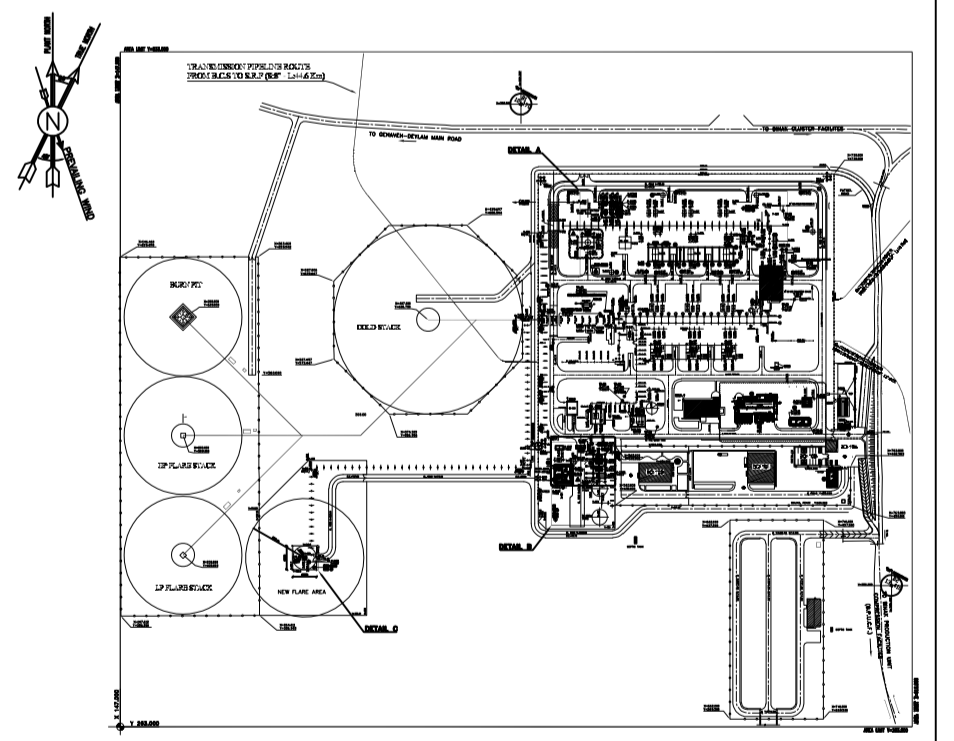
LEGEND AND ABBREVIATION



T.O.F. = TOP OF FOUNDATION
T.O.C. = TOP OF CONCRETE
T.O.S. = TOP OF SLAB
T.O.W. = TOP OF WALL
T.O.R.O. = TOP OF ROAD
H.P.P. = HIGH POINT PAVING

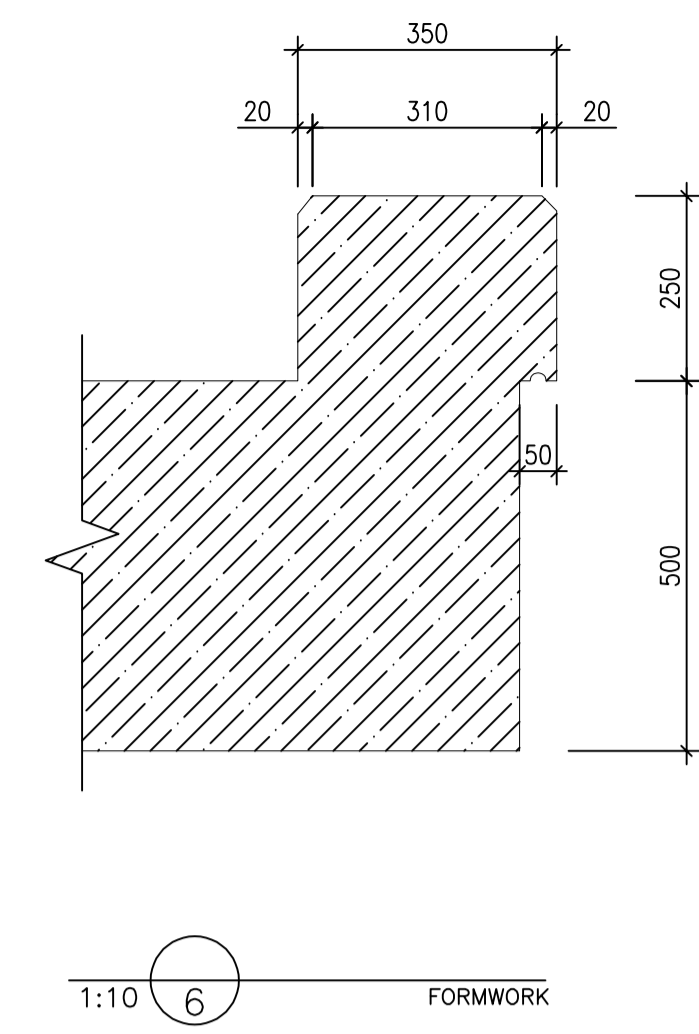
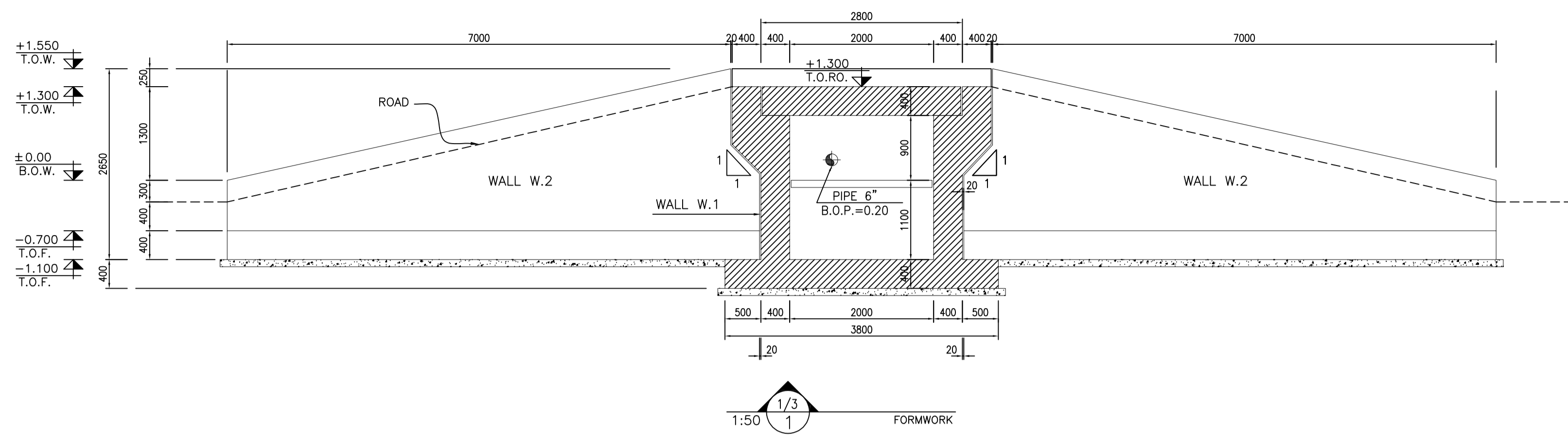
REFERENCE DRAWING	DRG. No.
GENERAL NOTES - REINFORCED CONCRETE STRUCTURES	BK-GNRL-PEDCO-000-ST-DW-0012
STANDARD DRAWING FOR ROADS	BK-GNRL-PEDCO-000-CV-DW-0003
STANDARD DETAILS OF MISCELLANEOUS ITEMS	BK-GNRL-PEDCO-000-CV-DW-0040
STANDARD DRAWING OF INSERT PLATES IN CONCRETE	BK-GNRL-PEDCO-000-ST-DW-0007
STANDARD DRAWING FOR CULVERT & DETAILS	BK-GNRL-PEDCO-000-CV-DW-0014

KEY PLAN



THIS AREA

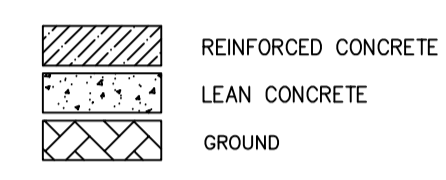
REV.	DATE	P.O.I.S	PREP.	CHK.	APP.	AUT.	DESCRIPTION	BY	DATE	BY	DATE		
DO1	JAN.2024	IFA	R. BERLAOUI	M.FAKHARIAN	S.FARAMARZPOUR	**							
DO0	OCT.2023	IPC	R. BERLAOUI	M.FAKHARIAN	S.FARAMARZPOUR	**							
REV.	DATE	P.O.I.S	PREP.	CHK.	APP.	AUT.	DESCRIPTION	CHECKED	REV.	APPR.			
PROJECT NAME:							BINAK OILFIELD DEVELOPMENT/SURFACE FACILITIES GAS COMPRESSOR STATION						
PROJECT NO.:							971020						
EPC CONTRACTOR:				EPD/EPC CONTRACTOR(GC):									
 HIRGAN ENERGY - DESIGN & INSPECTION COMPANIES				 PETROIRAN SURFACE FACILITIES DEVELOPMENT COMPANY									
DATE			SCALE			DRAWING BY			CHECKED BY PROJECT ENG.				
NO CONSTRUCTION PERMITTED UNLESS DRAWING APPROVED													
APPROVED FOR CONSTRUCTION				BY:				DATE:					
SCALE	SIZE	DRAWING NO.			SHEET NO.	REV.	BUDGET REF.	LOCATION	SIZE	CLASS	SERIAL NO.	SHEET	REVISION
AS SHOWN	A1	BK-GCS-PEDCO-120-ST-DW-0085			05 OF 07	D01	053-073-9184	F	4	M	709411	5	D01



- NOTES**
- 1) ALL ELEVATIONS AND COORDINATES ARE IN "m" AND DIMENSIONS ARE IN "mm" UNLESS OTHERWISE NOTED.
 - 2) ALL DIMENSIONS AND ELEVATIONS SHALL BE CHECKED BY THE CONTRACTOR PRIOR TO CONSTRUCTION.
 - 3) ACCORDING TO THE SPECIFICATION OF CONCRETE WORKS:
"BK-GNRL-PEDCO-000-ST-SP-0001" 28 DAYS CHARACTERISTIC
COMPRESSIVE STRENGTH OF MAIN CONCRETE IS 30 MPa (ON CYLINDRICAL SPECIMEN)
 - 4) ACCORDING TO THE SPECIFICATION OF CONCRETE WORKS:
"BK-GNRL-PEDCO-000-ST-SP-0001" 28 DAYS CHARACTERISTIC
COMPRESSIVE STRENGTH OF LEAN CONCRETE IS 15 MPa (ON CYLINDRICAL SPECIMEN)
 - 5) CONCRETE COVER OVER BARS SHALL BE 75mm FOR FOUNDATION & 50mm FOR WALLS & PEDESTALS.
 - 6) REINFORCING BARS SHALL BE S400 ACCORDING TO: ISIRI 3132 AND INBC9 WITH MINIMUM TENSILE YIELD STRENGTH 400 N/mm²
 - 7) REINFORCEMENT SHALL BE ADJUSTED LOCALLY TO SUIT THE RECESS OF ANCHOR BOLTS, HOLES AND OTHER EMBEDDED MATERIALS.
 - 8) UNDERGROUND CONCRETE SHALL BE PROTECTED AND COATED ACCORDING TO RELEVANT SPECIFICATION.
 - 9) PORTLAND CEMENT TYPE 2 SHALL BE USED FOR CONCRETE AND LEAN CONCRETE.
 - 10) FILL MATERIAL SHALL BE COMPACTED TO NOT LESS THAN 95% OF THE MAXIMUM DENSITY AS DETERMINED BY ASTM D-1557 (MODIFIED PROCTOR) METHOD.
 - 11) H.P.G AND H.P.P. ELEVATION = +100.00 LOCAL CORRESPOND TO +11.20 M.S.L.
 - 12) THE EMULSION SHOULD BE USED ON CONCRETE EXPOSED WITH SOIL. B-90-COAT.M.E IS A BITUMEN-BASED ONE-COMPONENT EMULSION PROTECTIVE COATING TO PREVENT THE PENETRATION OF DESTRUCTIVE SALTS & IONS.
THIS MATERIAL IS CONTROLLED ACCORDING TO THE FOLLOWING STANDARDS:
ASTM D1227, ASTM D2939, ASTM D1640

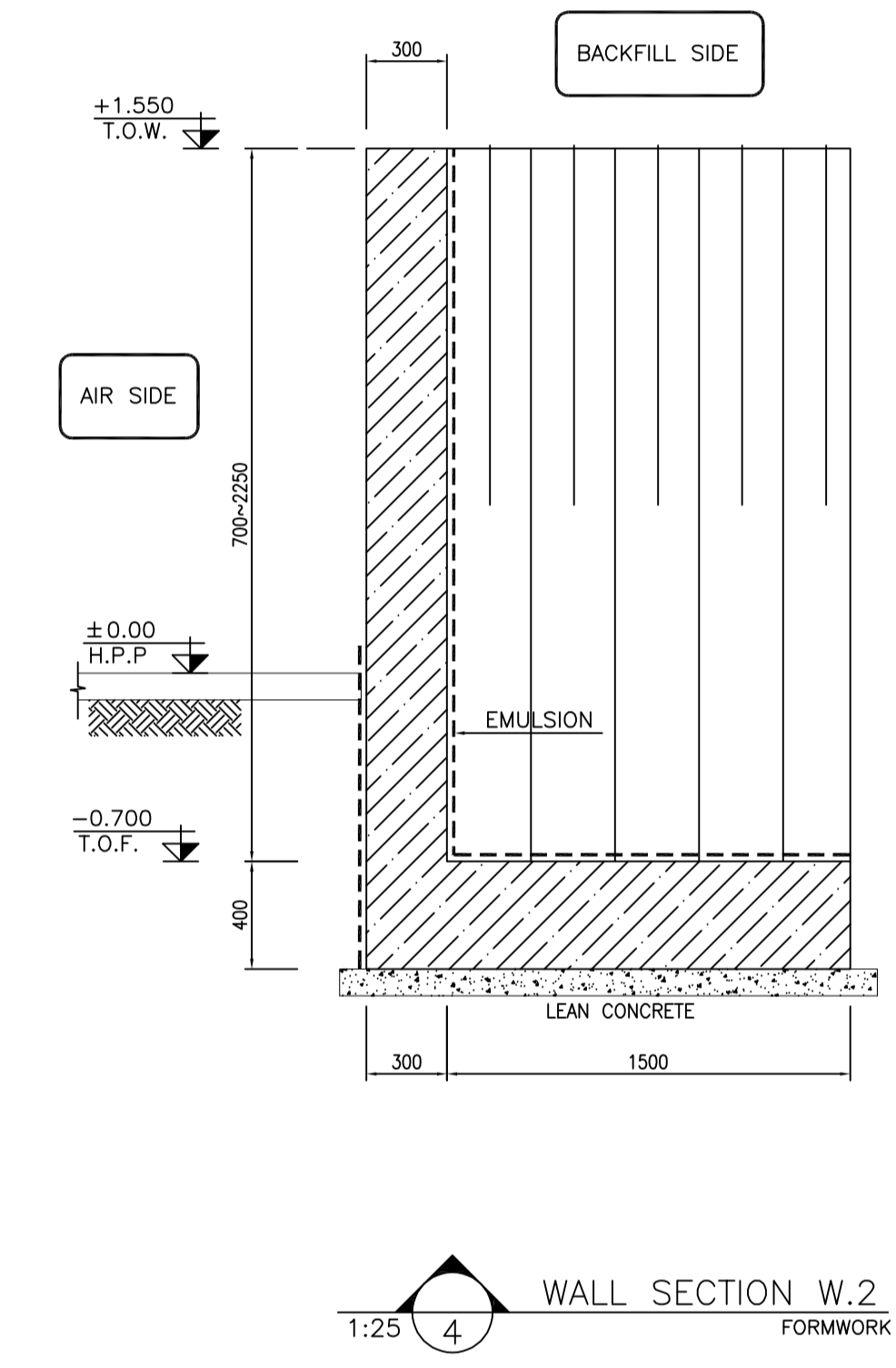
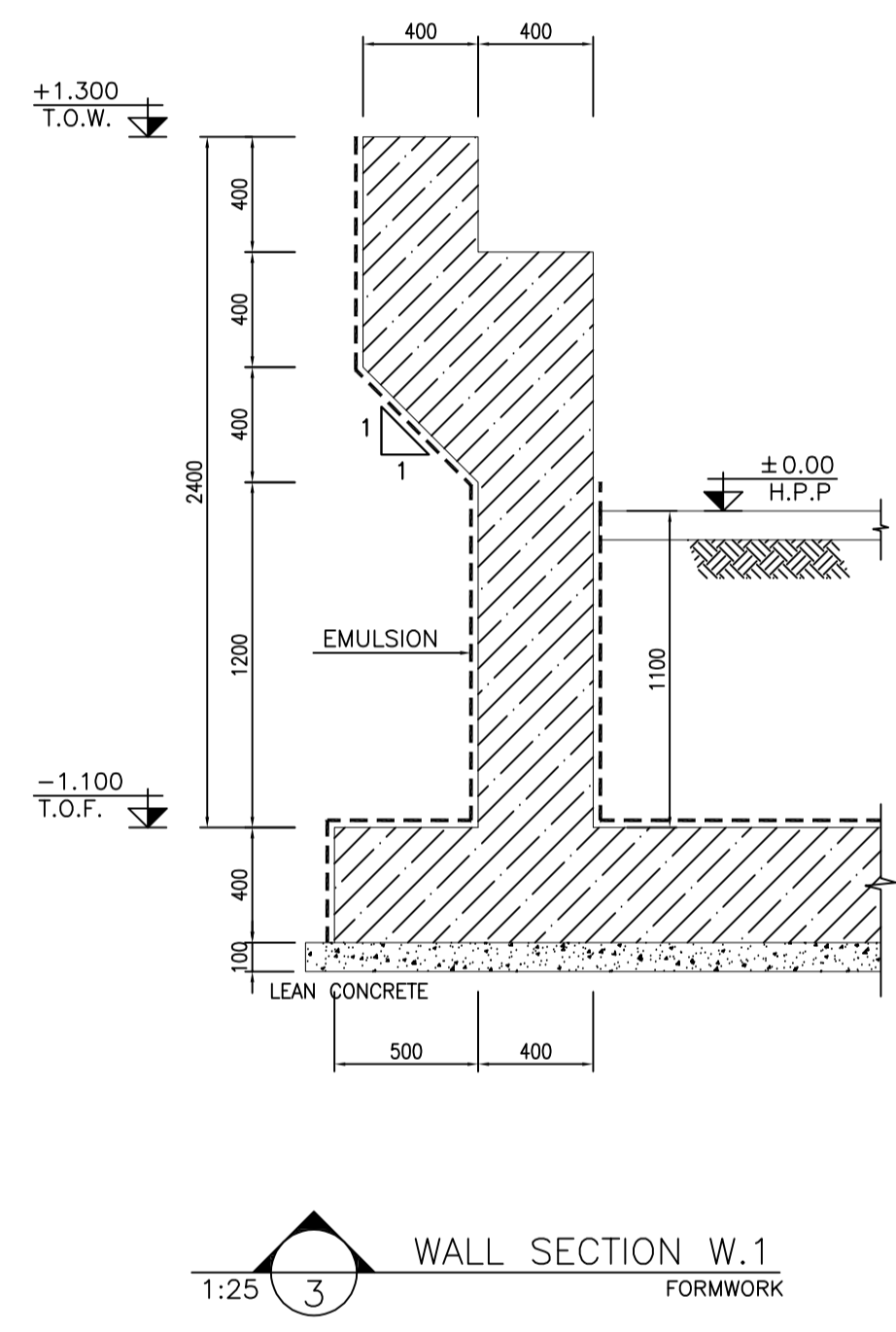
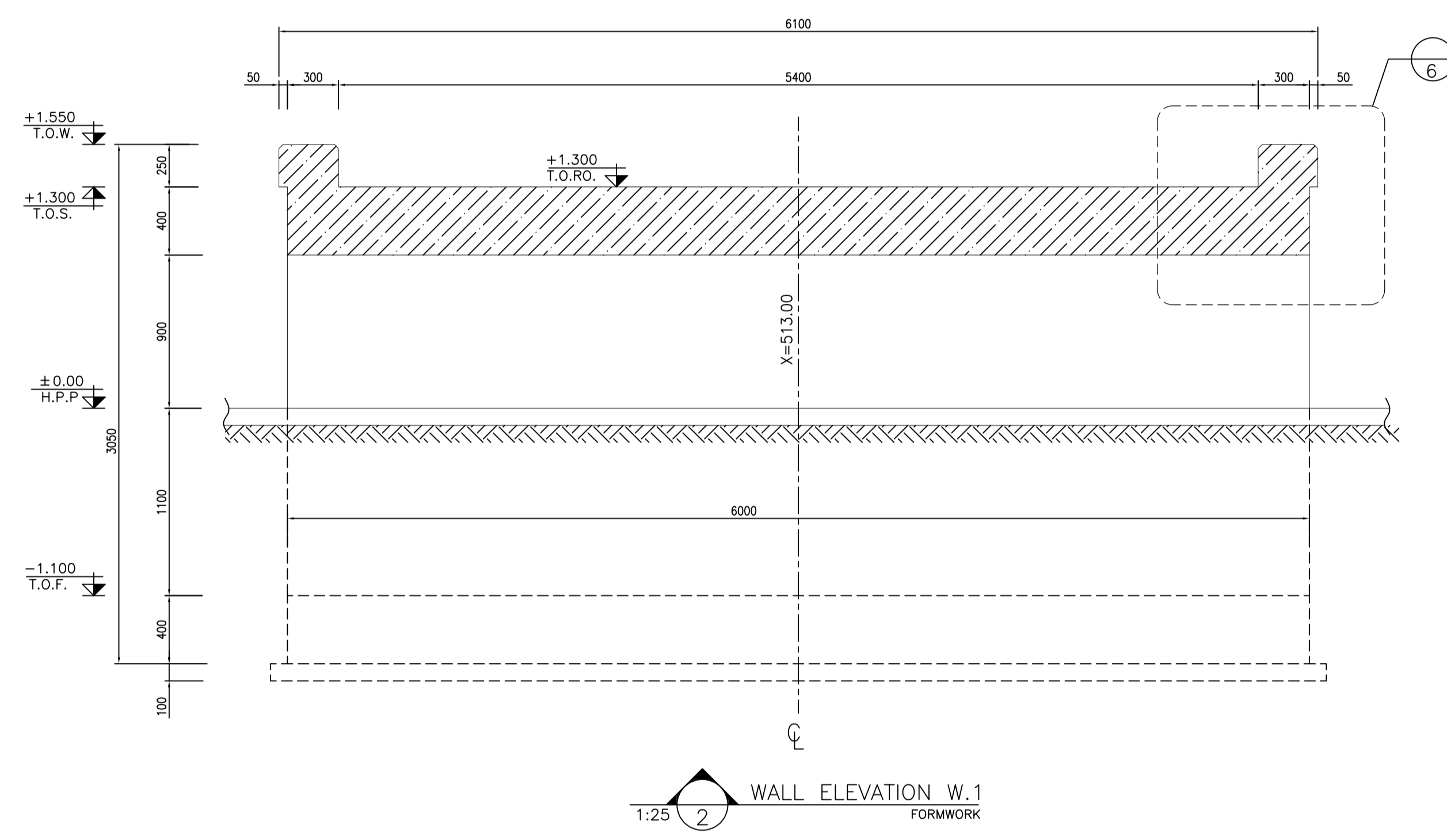
±0.00 = +11.20(H.P.P.)

LEGEND AND ABBREVIATION


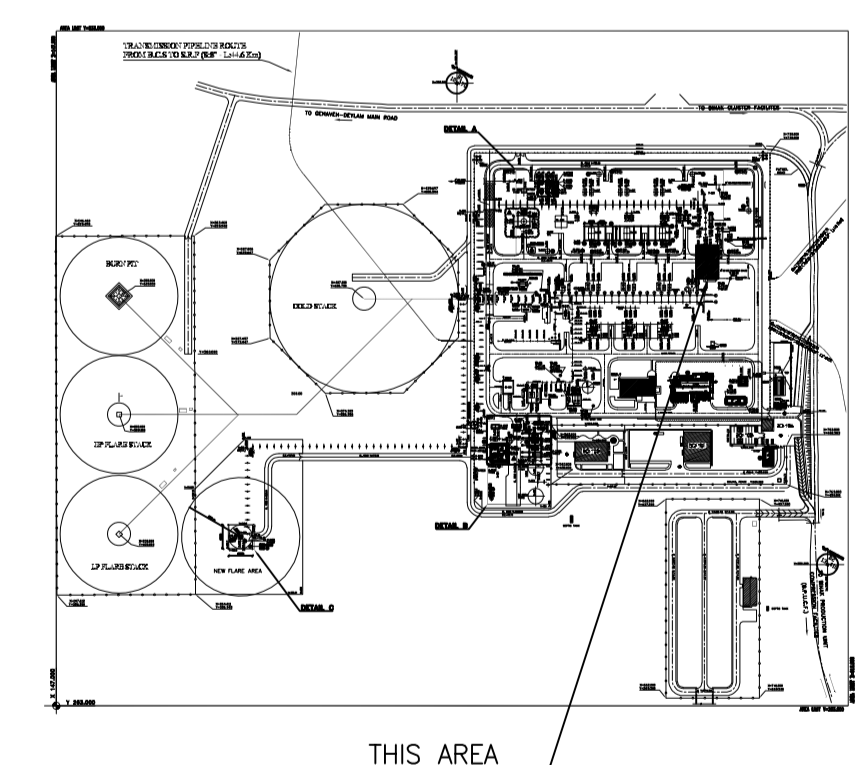


T.O.F. = TOP OF FOUNDATION
T.O.C. = TOP OF CONCRETE
T.O.S. = TOP OF SLAB
T.O.W. = TOP OF WALL
T.O.RO. = TOP OF ROAD
H.P.P. = HIGH POINT PAVING

REFERENCE DRAWING	DRG. No.
GENERAL NOTES - REINFORCED CONCRETE STRUCTURES	BK-GNRL-PEDCO-000-ST-DW-0012
STANDARD DRAWING FOR ROADS	BK-GNRL-PEDCO-000-CV-DW-0003
STANDARD DETAILS OF MISCELLANEOUS ITEMS	BK-GNRL-PEDCO-000-CV-DW-0040
STANDARD DRAWING OF INSERT PLATES IN CONCRETE	BK-GNRL-PEDCO-000-ST-DW-0007
STANDARD DRAWING FOR CULVERT & DETAILS	BK-GNRL-PEDCO-000-CV-DW-0014



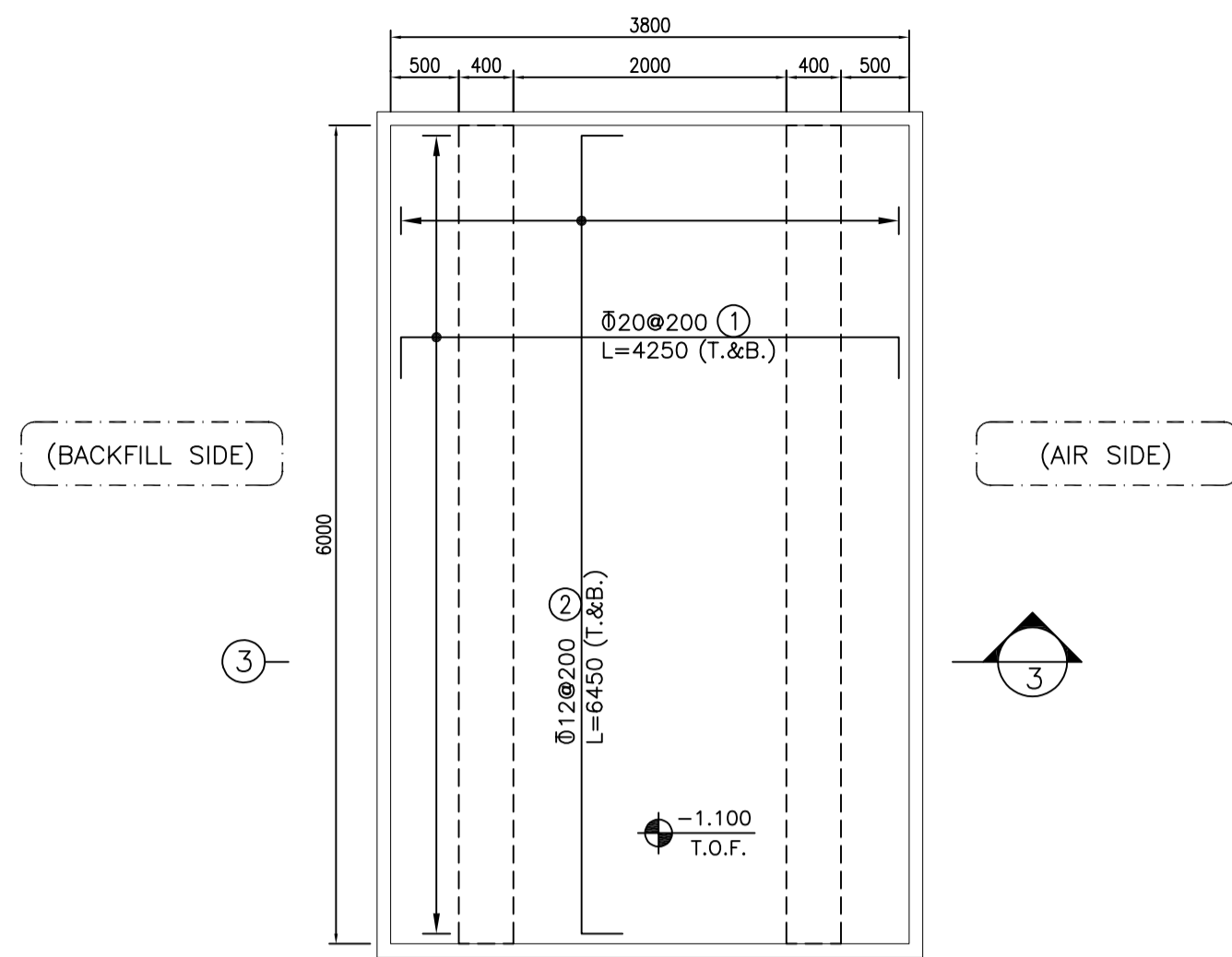
KEY PLAN



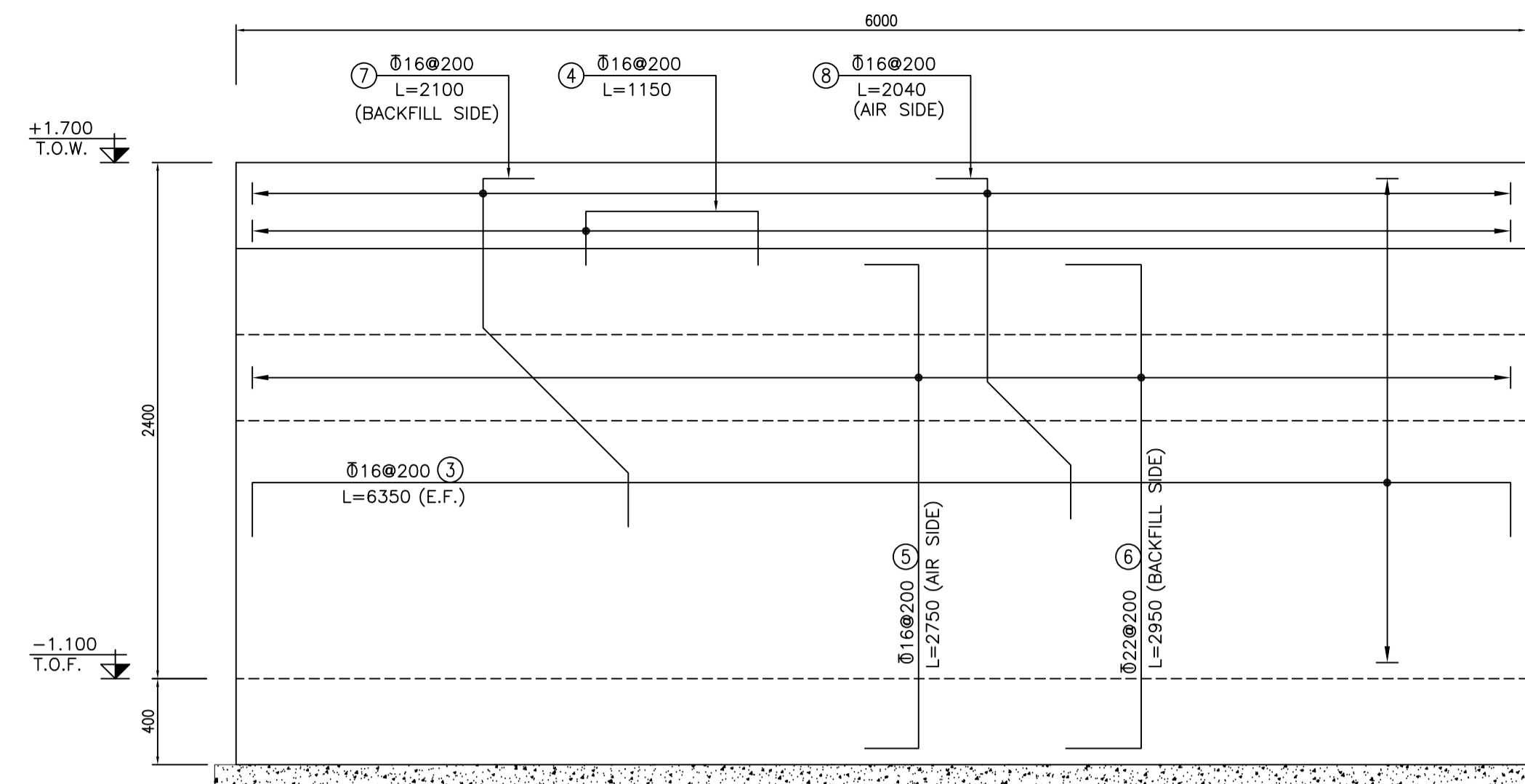
REV.	DATE	P.O.I.S	PREP.	CHK.	APP.	AUT.	DESCRIPTION	BY	DATE	CHECKED	REV. APPR.
D01	JAN.2024	IFA	R. BERLOUKI	M.FAKHARIAN	S.FARAMARZPOUR	**	REV.				
D00	OCT.2023	IPC	R. BERLOUKI	M.FAKHARIAN	S.FARAMARZPOUR	**					

PROJECT NAME: BINAK OILFIELD DEVELOPMENT/SURFACE FACILITIES GAS COMPRESSOR STATION
PROJECT NO.: 971020
EPC CONTRACTOR: HIRGAN ENERGY - DESIGN & INSPECTION COMPANIES
EPD/EPC CONTRACTOR(GC): PETROIRAN DEVELOPMENT COMPANY
DRAWING TITLE: STRUCTURAL DRAWING FOR GCS BRIDGES
NO CONSTRUCTION PERMITTED UNLESS DRAWING APPROVED
APPROVED FOR CONSTRUCTION BY: DATE:

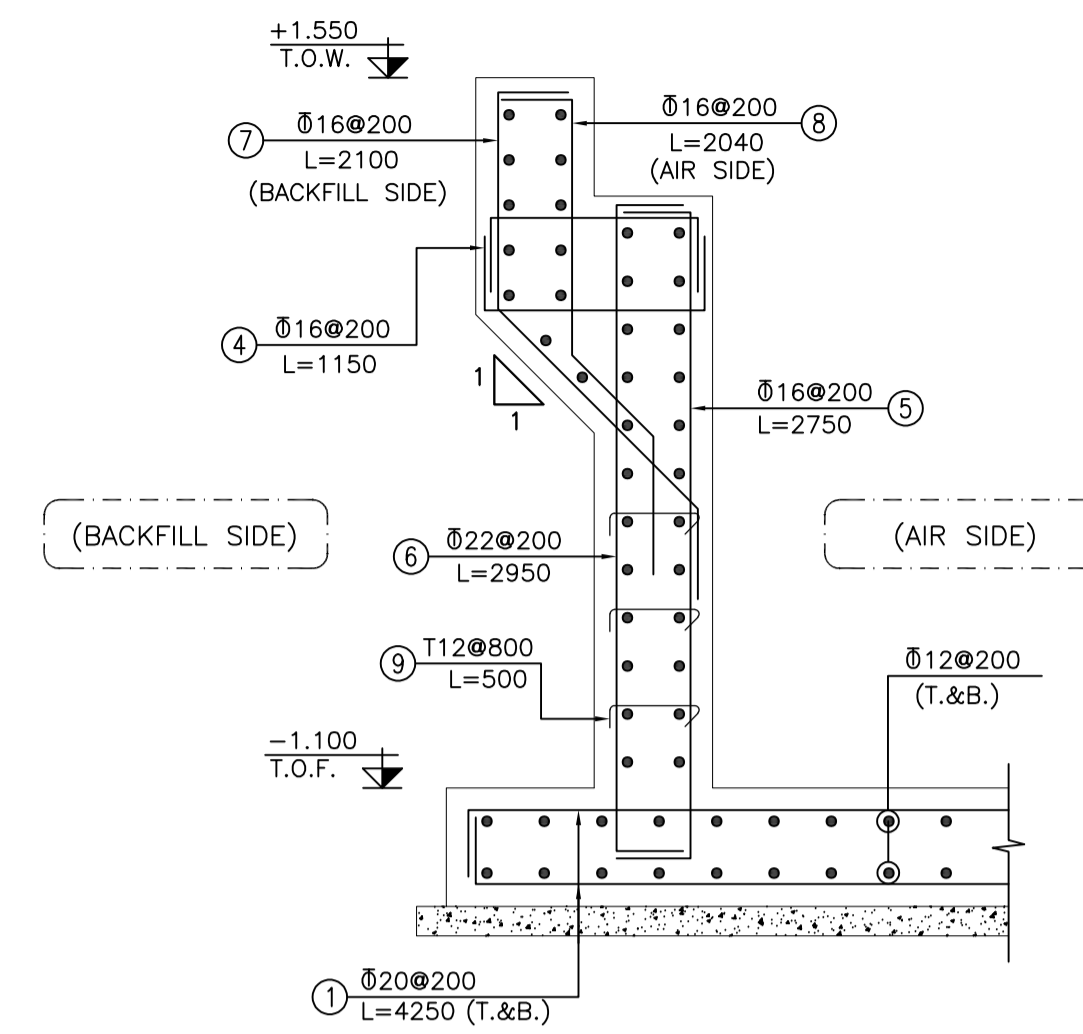
SCALE	SIZE	DRAWING NO.	SHEET NO.	REV.	BUDGET REF.	LOCATION	SIZE	CLASS	SERIAL NO.	SHEET	REVISION
AS SHOWN	A1	BK-GCS-PEDCO-120-ST-DW-0085	06 OF 07	D01	053-073-9184	F	4	M	709411	6	D01



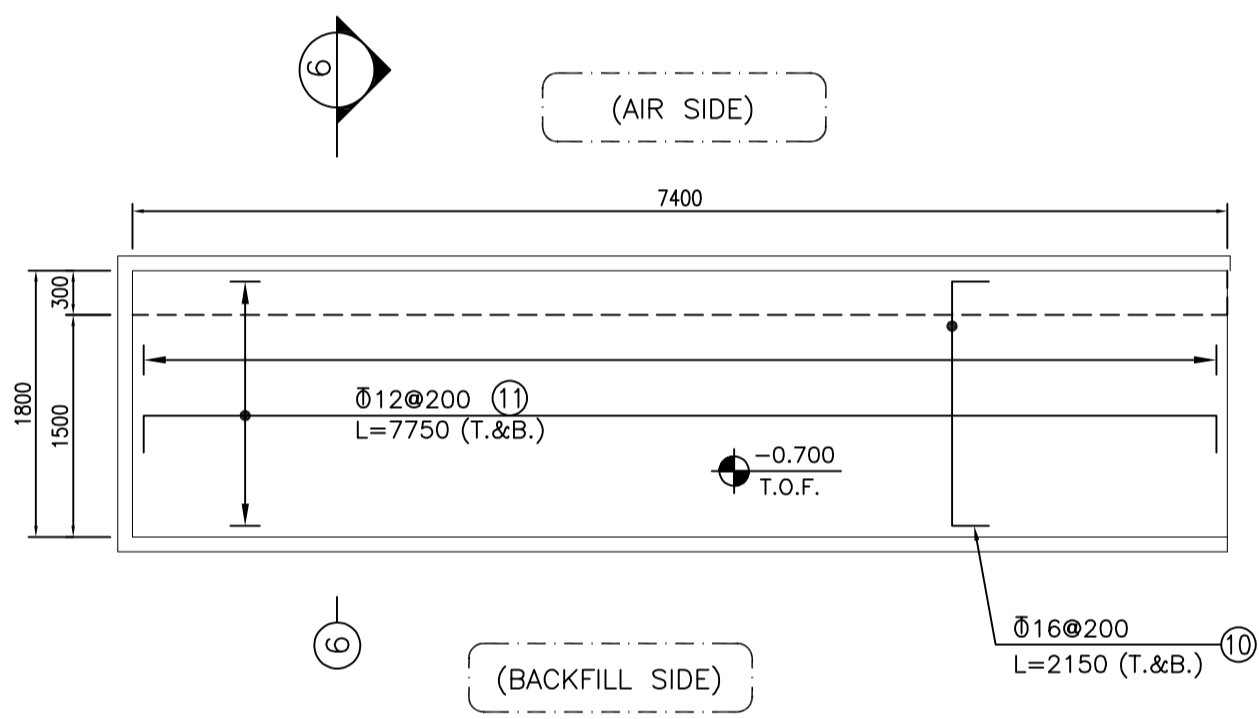
1:50 FOUNDATION BRIDGE PLAN F1 REINFORCEMENT



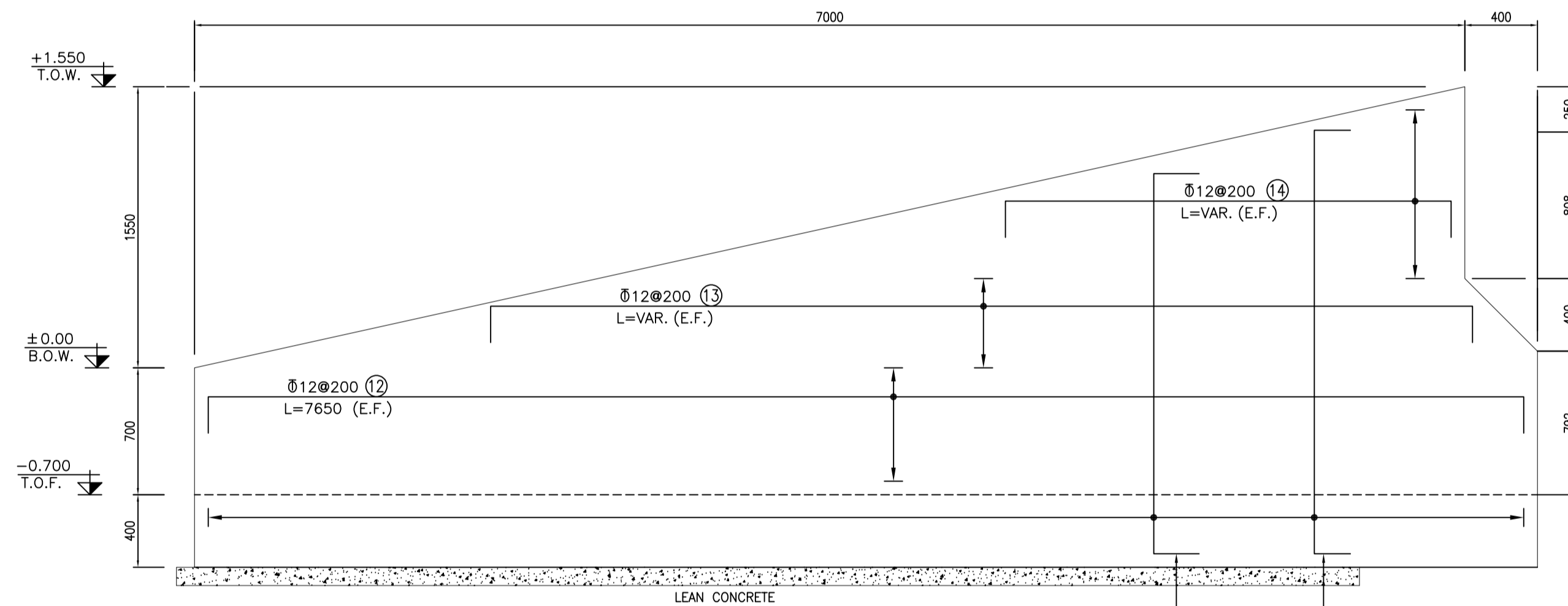
1:25 WALL ELEVATION W.1 REINFORCEMENT



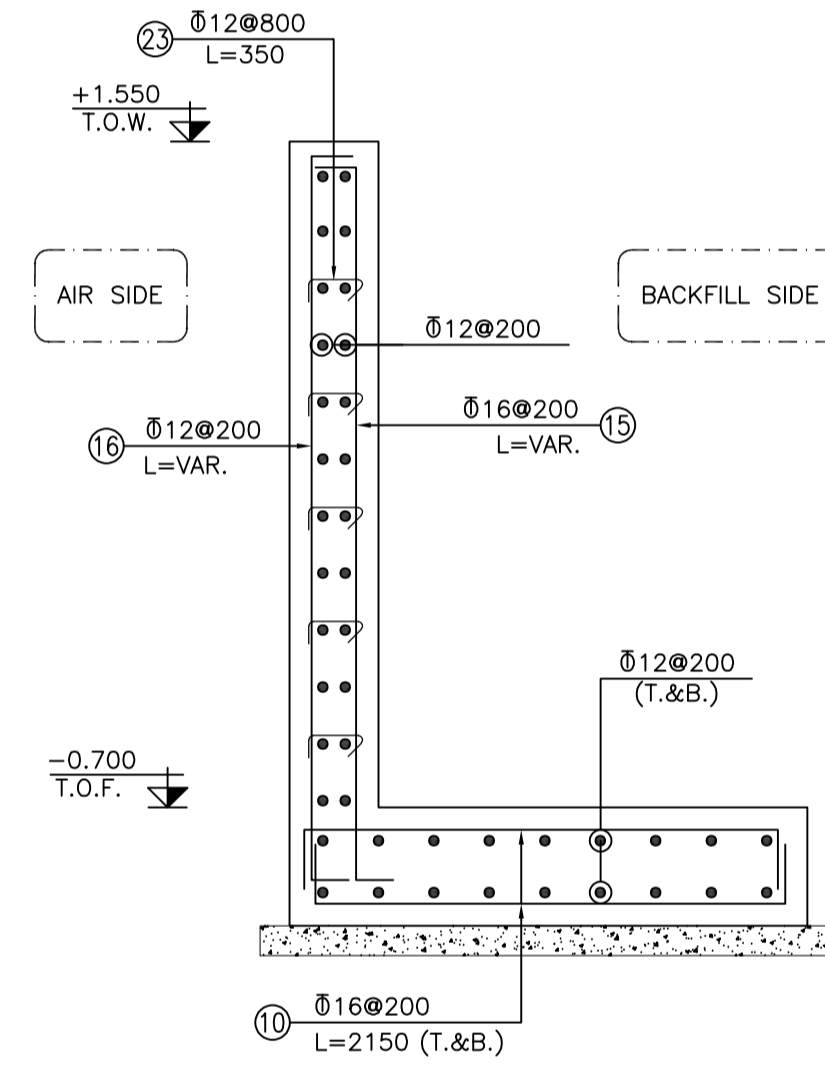
1:25 WALL SECTION W.1 REINFORCEMENT



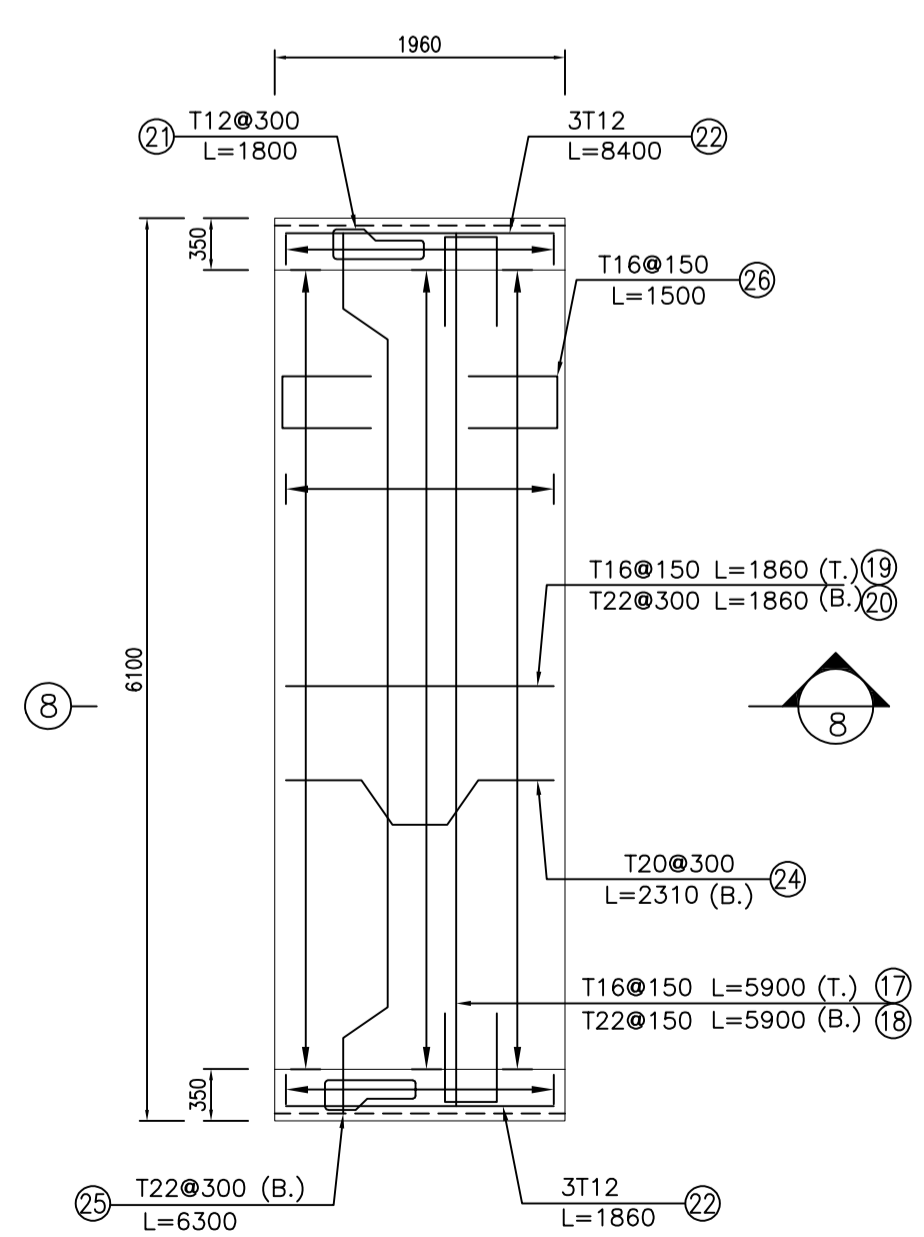
1:50 FOUNDATION BRIDGE PLAN F2 REINFORCEMENT



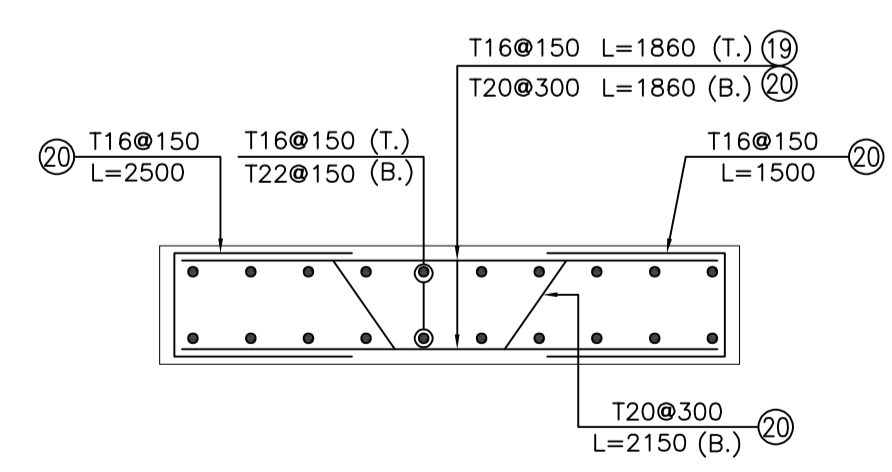
1:25 WALL ELEVATION W.2 REINFORCEMENT



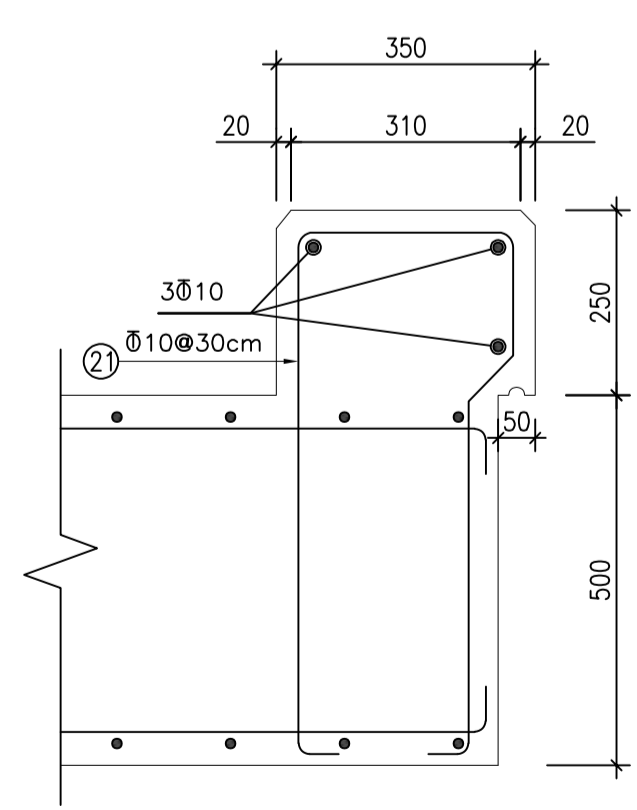
1:25 WALL SECTION W.2 REINFORCEMENT



1:50 WALL & SLAB PLAN REINFORCEMENT



1:25 REINFORCEMENT



1:10 REINFORCEMENT

NOTES

- 1) ALL ELEVATIONS AND COORDINATES ARE IN "m" AND DIMENSIONS ARE IN "mm" UNLESS OTHERWISE NOTED.
- 2) ALL DIMENSIONS AND ELEVATIONS SHALL BE CHECKED BY THE CONTRACTOR PRIOR TO CONSTRUCTION.
- 3) ACCORDING TO THE SPECIFICATION OF CONCRETE WORKS:
"BK-GNRL-PEDCO-000-ST-SP-0001" 28 DAYS CHARACTERISTIC COMPRESSIVE STRENGTH OF MAIN CONCRETE IS 30 MPa (ON CYLINDRICAL SPECIMEN)
- 4) ACCORDING TO THE SPECIFICATION OF CONCRETE WORKS:
"BK-GNRL-PEDCO-000-ST-SP-0001" 28 DAYS CHARACTERISTIC COMPRESSIVE STRENGTH OF LEAN CONCRETE IS 15 MPa (ON CYLINDRICAL SPECIMEN)
- 5) CONCRETE COVER OVER BARS SHALL BE 50mm FOR FOUNDATION & 50mm FOR WALLS & PEDESTALS.
- 6) REINFORCING BARS SHALL BE S400 ACCORDING TO: ISIRI3132 AND INBC9 WITH MINIMUM TENSILE YIELD STRENGTH 400 N/mm²
- 7) REINFORCEMENT SHALL BE ADJUSTED LOCALLY TO SUIT THE RECESS OF ANCHOR BOLTS, HOLES AND OTHER EMBEDDED MATERIALS.
- 8) UNDERGROUND CONCRETE SHALL BE PROTECTED AND COATED ACCORDING TO RELEVANT SPECIFICATION.
- 9) PORTLAND CEMENT TYPE 2 SHALL BE USED FOR CONCRETE AND LEAN CONCRETE.
- 10) FILL MATERIAL SHALL BE COMPACTED TO NOT LESS THAN 95% OF THE MAXIMUM DENSITY AS DETERMINED BY ASTM D-1557 (MODIFIED PROCTOR) METHOD.
- 11) H.P.G AND H.P.P. ELEVATION = +100.00 LOCAL CORRESPOND TO +11.20 M.S.L.
- 12) THE EMULSION SHOULD BE USED ON CONCRETE EXPOSED WITH SOIL. B-90-COAT.M.E IS A BITUMEN-BASED ONE-COMPONENT EMULSION PROTECTIVE COATING TO PREVENT THE PENETRATION OF DESTRUCTIVE SALTS & IONS. THIS MATERIAL IS CONTROLLED ACCORDING TO THE FOLLOWING STANDARDS: ASTM D1227, ASTM D2939, ASTM D1640

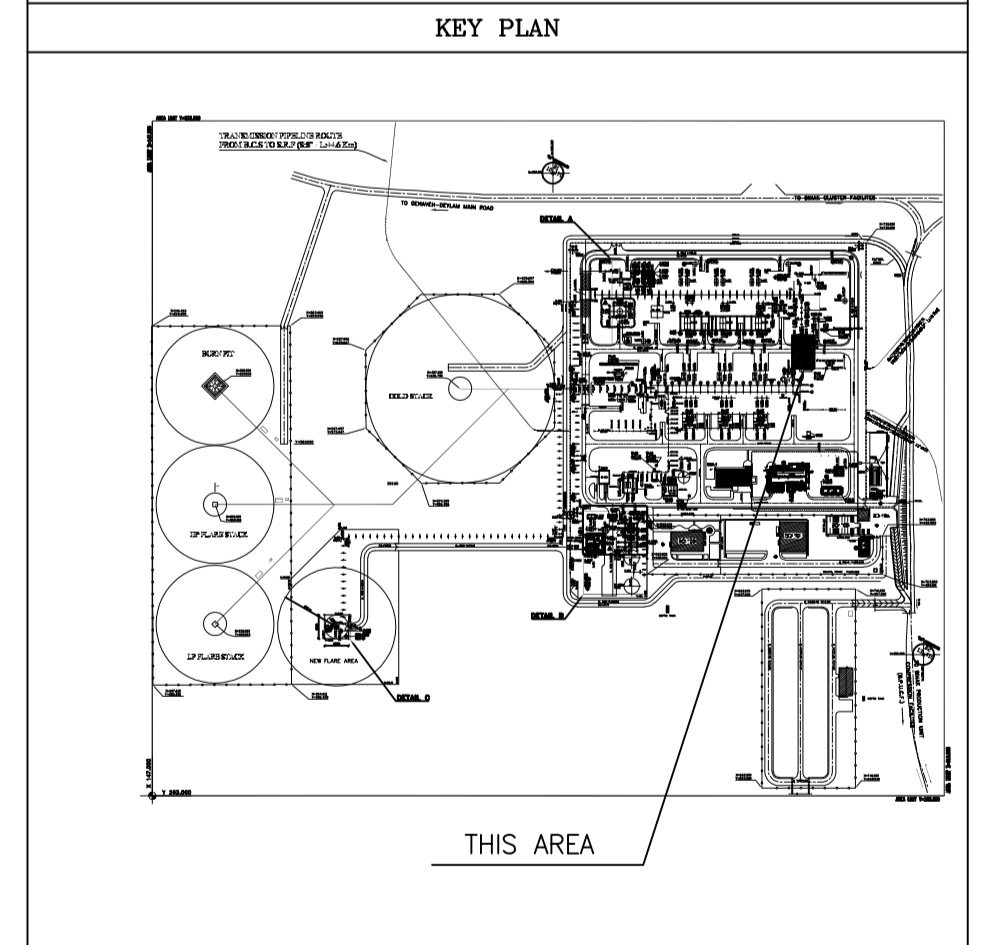
±0.00 = +11.20(H.P.P.)

LEGEND AND ABBREVIATION

- REINFORCED CONCRETE
- LEAN CONCRETE
- GROUND

T.O.F. = TOP OF FOUNDATION
T.O.C. = TOP OF CONCRETE
T.O.S. = TOP OF SLAB
T.O.W. = TOP OF WALL
T.O.RD. = TOP OF ROAD
H.P.P. = HIGH POINT PAVING

REFERENCE DRAWING	DRG. No.
GENERAL NOTES - REINFORCED CONCRETE STRUCTURES	BK-GNRL-PEDCO-000-ST-DW-0012
STANDARD DRAWING FOR ROADS	BK-GNRL-PEDCO-000-CV-DW-0003
STANDARD DETAILS OF MISCELLANEOUS ITEMS	BK-GNRL-PEDCO-000-CV-DW-0040
STANDARD DRAWING OF INSERT PLATES IN CONCRETE	BK-GNRL-PEDCO-000-ST-DW-0007
STANDARD DRAWING FOR CULVERT & DETAILS	BK-GNRL-PEDCO-000-CV-DW-0014



REV.	DATE	P.O.I.S	PREP.	CHK.	APP.	AUT.	DESCRIPTION	BY	DATE	CHECKED	REV. APPR.
D01	JAN.2024	IFA	R. BERLOUKI	M.FAKHARIAN	S.PARAMARZPOUR	**					
D00	OCT.2023	IPC	R. BERLOUKI	M.FAKHARIAN	S.PARAMARZPOUR	**					

PROJECT NAME: BINAK OILFIELD DEVELOPMENT/SURFACE FACILITIES GAS COMPRESSOR STATION

PROJECT NO.: 971020

EPC CONTRACTOR: HIRGAN ENERGY - DESIGN & INSPECTION COMPANIES

EPD/EPC CONTRACTOR(GC): PETROIRAN SURFACE FACILITIES GAS COMPRESSOR STATION

DATE: SCALE: DRAWING BY: CHECKED BY: PROJECT ENG.

DRAWING TITLE: STRUCTURAL DRAWING FOR GCS BRIDGES

NO CONSTRUCTION PERMITTED UNLESS DRAWING APPROVED

SCALE	SIZE	DRAWING NO.	SHEET NO.	REV.	BUDGET REF.	LOCATION	SIZE	CLASS	SERIAL NO.	SHEET	REVISION
AS SHOWN	A1	BK-GCS-PEDCO-120-ST-DW-0085	07 OF 07	D01	053-073-9184	F	4	M	709411	7	D01