

THIS AREA

N.T.S. **1** LOCATION PLAN

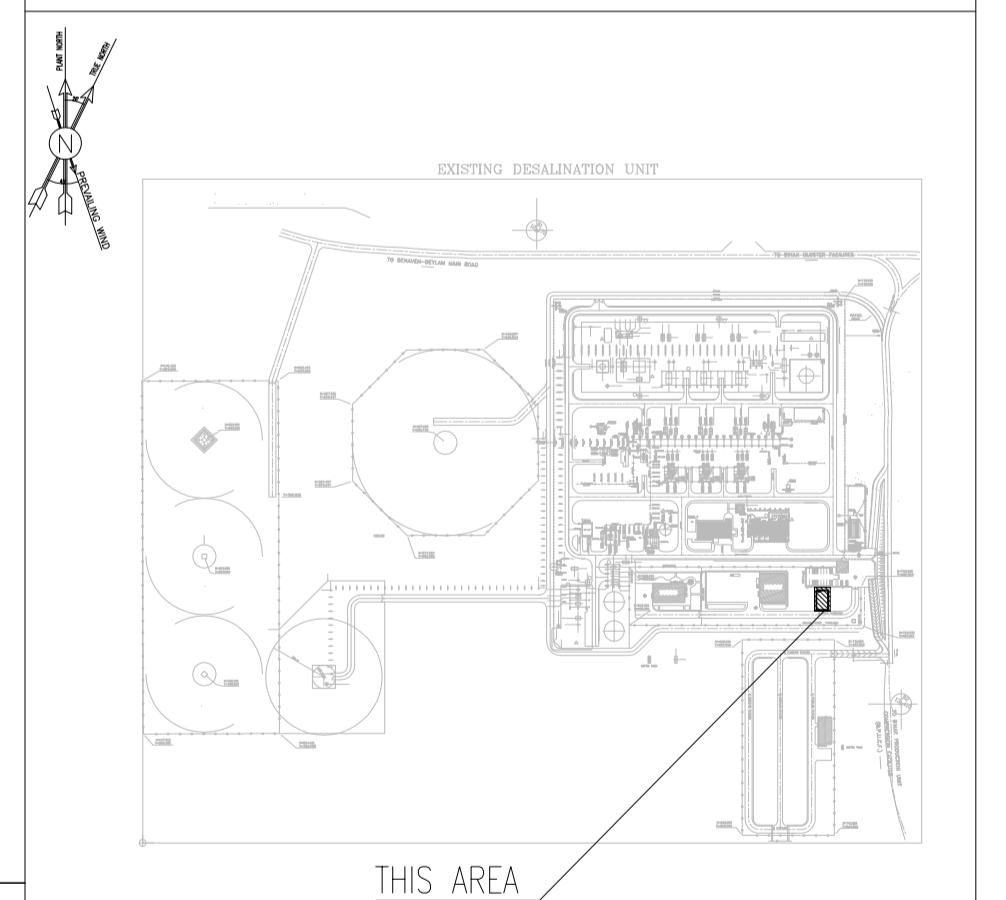
NOTES

1. ALL DIMENSIONS ARE IN MILLIMETER & ALL ELEVATIONS ARE IN METER.
2. ALL DIMENSIONS AND ELEVATIONS SHALL BE CHECKED BY THE CONTRACTOR PRIOR TO CONSTRUCTION.
3. CONTRACTOR SHALL COMPARE ALL ARCHITECTURAL, MECHANICAL, ELECTRICAL, PIPING AND STRUCTURAL DRAWINGS AND IN CASE OF ANY CONFLICTS OR DISCREPANCY, NOTIFY THE ENGINEER.
4. ALL MATERIALS ARE SELECTED FROM THE HIGHEST QUALITY AND MUST BE APPROVED BY THE CLIENT.
5. ALL OPENINGS FOR PIPING/CABLEING AND HVAC OPENINGS SHALL BE CONSIDERED AS PER RELATED DRAWINGS BEFORE CONSTRUCTION.
6. FINISH GRADING LEVEL (F.G.L.) : +11.20 (M.S.L.) = 10.00 (LOCAL)

LEGEND

REFERENCE DRAWING	DRG. No.
STANDARD DRAWING FOR ARCHITECTURAL DETAILS	BK-GNRL-PEDCO-000-AR-DW-0001
SITE SEWAGE SYSTEM LAYOUT & DETAILS	BK-GCS-PEDCO-120-CV-PY-0001
CABLE TRENCH AND DUCT BANK LAYOUT	BK-GCS-PEDCO-120-CV-PY-0002
ROAD, PAVING AND PLANT FINISH GRADING LAYOUT & SECTIONS	BK-GCS-PEDCO-120-CV-PY-0005
ELECTRICAL CABLE ROUTE & SECTION LAYOUT FOR BUILDING & SHELTER	BK-GCS-PEDCO-120-EL-PY-0006
FOUNDATION DRAWING FOR CCTV CONTROL ROOM - BINAK GCS	BK-GCS-PEDCO-120-ST-DW-0075
STRUCTURAL DRAWING FOR CCTV CONTROL ROOM - BINAK GCS	BK-GCS-PEDCO-120-ST-DW-0076
STANDARD DETAILS FOR LADDER & SAFETY CAGE	BK-GNRL-PEDCO-000-ST-DW-0009
HVAC SYSTEM LAYOUT AND PLUMBING FOR CCTV CONTROL ROOM	BK-GCS-PEDCO-120-HV-PY-0009
PLUMBING & SEWAGE PIPING LAYOUT FOR CCTV CONTROL ROOM	BK-GCS-PEDCO-120-HV-PY-0013
UNIT PLOT PLAN DRAWING	BK-GCS-PEDCO-120-PI-PY-0001

KEY PLAN



REV.	DATE	P.O.I.S	PREP.	CHK.	APP.	AUT.
D05	JAN.2024	AFC	R.BERLOUE	M.PAKHARIAN	S.Parsamanzpour	***
D04	SEP.2023	AFC	R.BERLOUE	M.PAKHARIAN	A.M.MOHSENI	***
D03	AUG.2023	IFA	R.BERLOUE	M.PAKHARIAN	A.M.MOHSENI	***
D02	MAY.2023	IFA	R.BERLOUE	M.PAKHARIAN	M.MEHRSHAD	***
D01	OCT.2022	IFA	R.BERLOUE	M.PAKHARIAN	M.MEHRSHAD	***
D00	JUN.2022	IFC	R.BERLOUE	M.PAKHARIAN	M.MEHRSHAD	***

REV.	DESCRIPTION	BY	DATE	BY	DATE
***	*****	***	*****	***	*****
		CHECKED		REV. APPR.	

اخذ و کليه نسخ اين نقشه و حق اقتباس متعلق به شرکت ملل مناطق نفت خيز جنوب مي باشد.
 THE ORIGINAL AND ALL COPIES OF THIS DRAWING TOGETHER WITH THE COPYRIGHT THEREIN ARE THE SOLE PROPERTY OF N.I.S.O.C./ FIELDS

PROJECT NAME: BINAK OILFIELD DEVELOPMENT/SURFACE FACILITIES GAS COMPRESSOR STATION

PROJECT NO.: 971020

EPC CONTRACTOR: HIRGAN ENERGY - DESIGN & INSPECTION COMPANIES

EPD/EPC CONTRACTOR (GC): PETROIRAN DEVELOPMENT COMPANY

DATE	SCALE	DRAWING BY	CHECKED BY	PROJECT ENG.

DRAWING TITLE: Architectural Drawing For CCTV Control Room- Binak GCS PLAN

SCALE: AS SHOWN

SIZE: A1

DRAWING NO.: BK-GCS-PEDCO-120-AR-DW-0008

SHEET NO.: 01 OF 11

REV.: D05

BUDGET REF. LOCATION: 053-073-9184 F

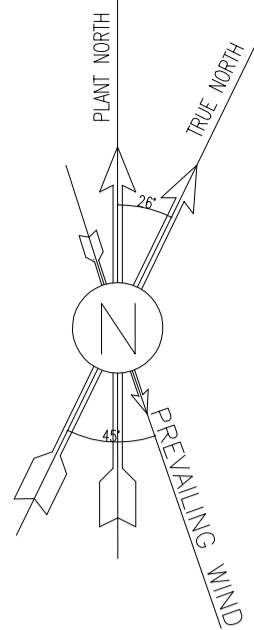
SIZE CLASS: 4 B

SERIAL NO.: 709396

SHEET REVISION: 01 OF 11 D05

NO CONSTRUCTION PERMITTED UNLESS DRAWING APPROVED

APPROVED FOR CONSTRUCTION BY: _____ **DATE:** _____

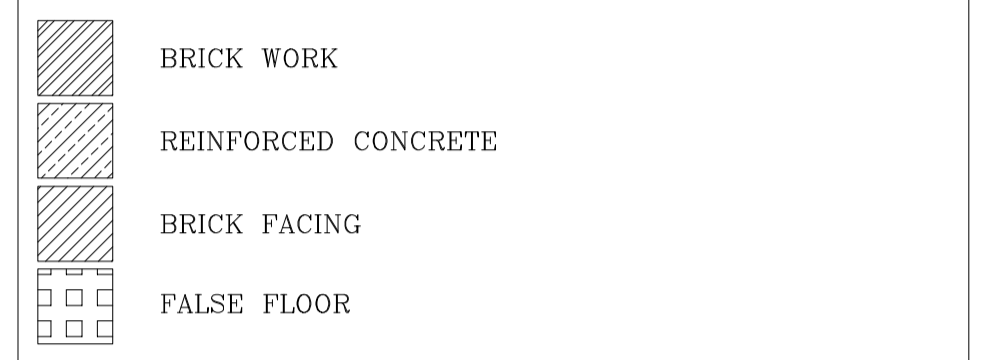


NOTES

1. ALL DIMENSIONS ARE IN MILLIMETER & ALL ELEVATIONS ARE IN METER.
2. ALL DIMENSIONS AND ELEVATIONS SHALL BE CHECKED BY THE CONTRACTOR PRIOR TO CONSTRUCTION.
3. CONTRACTOR SHALL COMPARE ALL ARCHITECTURAL, MECHANICAL, ELECTRICAL, PIPING AND STRUCTURAL DRAWINGS AND IN CASE OF ANY CONFLICTS OR DISCREPANCY, NOTIFY THE ENGINEER.
4. ALL MATERIALS ARE SELECTED FROM THE HIGHEST QUALITY AND MUST BE APPROVED BY THE CLIENT.
5. ALL OPENINGS FOR PIPING/CABLES AND HVAC OPENINGS SHALL BE CONSIDERED AS PER RELATED DRAWINGS BEFORE CONSTRUCTION.
6. FINISH GRADING LEVEL (F.G.L.) : +11.20 (M.S.L.) = ±0.00 (LOCAL)

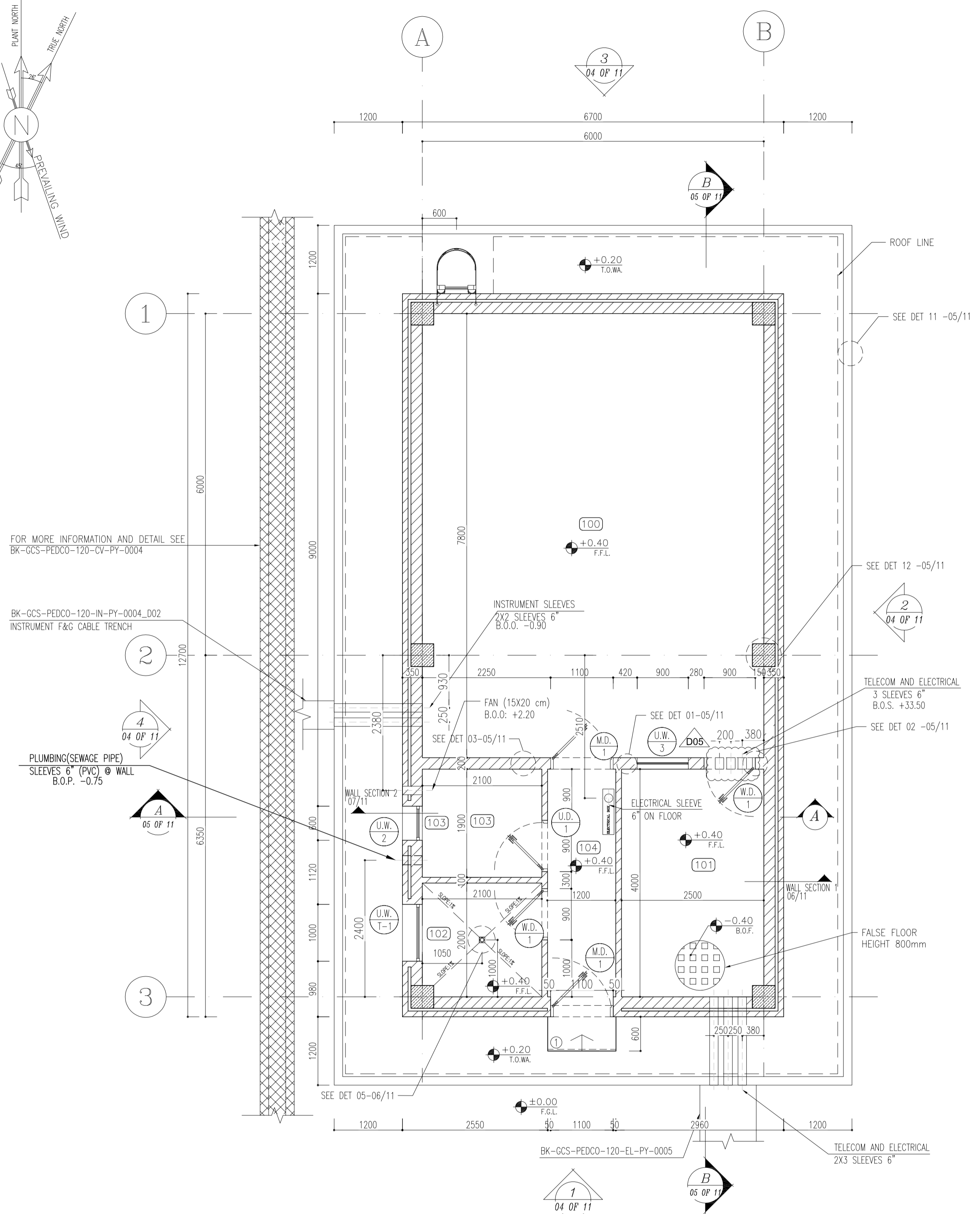
LEGEND

F.F.L. FINISHED FLOOR LEVEL
 T.O.W.A. TOP OF WALKWAY
 T.O.P. TOP OF PARAPET
 T.O.S. TOP OF SLAB
 T.O.D. TOP OF DOOR
 T.O.W. TOP OF WINDOW
 B.O.W. BOTTOM OF WINDOW
 T.O.C. TOP OF CAGE
 B.O.C. BOTTOM OF CAGE
 B.O.F. BOTTOM OF FALSE FLOOR
 B.O.S.U. BOTTOM OF SUSPENDED
 B.O.S. BOTTOM OF SLEEVE
 F.G.L. FINISH GROUND LEVEL

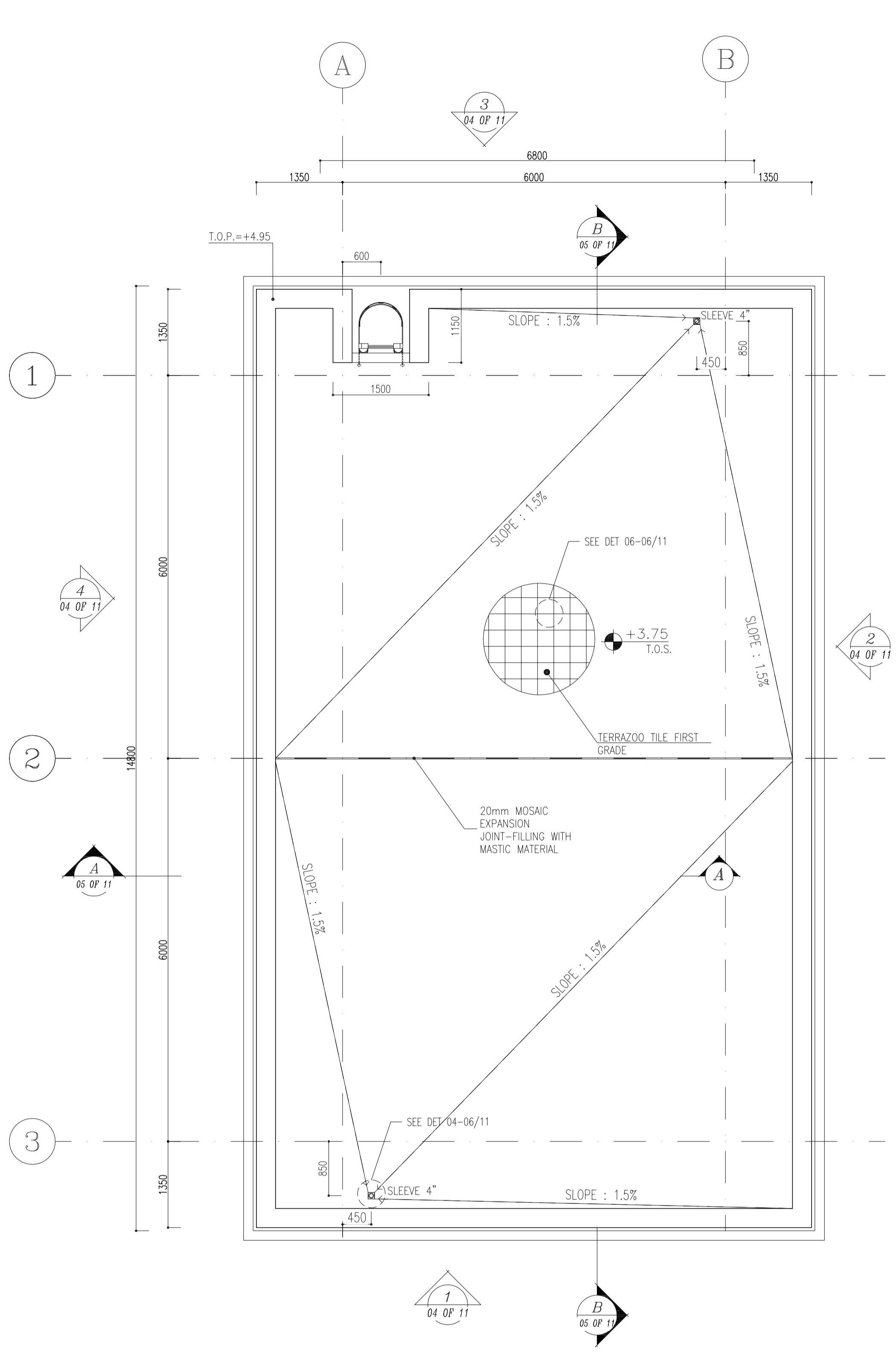


REFERENCE DRAWING	DRG. No.
STANDARD DRAWING FOR ARCHITECTURAL DETAILS	BK-GNRL-PEDCO-000-AR-DW-0001
SITE SEWERAGE SYSTEM LAYOUT & DETAILS	BK-GCS-PEDCO-120-CV-PY-0001
CABLE TRENCH AND DUCT BANK LAYOUT	BK-GCS-PEDCO-120-CV-PY-0002
ROAD, PAVING AND PLANT FINISH GRADING LAYOUT & SECTIONS	BK-GCS-PEDCO-120-CV-PY-0005
ELECTRICAL CABLE ROUTE & SECTION LAYOUT FOR BUILDING & SHELTER	BK-GCS-PEDCO-120-EL-PY-0006
FOUNDATION DRAWING FOR CCTV CONTROL ROOM - BINAK GCS	BK-GCS-PEDCO-120-ST-DW-0075
STRUCTURAL DRAWING FOR CCTV CONTROL ROOM - BINAK GCS	BK-GCS-PEDCO-120-ST-DW-0076
STANDARD DETAILS FOR LADDER & SAFETY CAGE	BK-GNRL-PEDCO-000-ST-DW-0009
HVAC SYSTEM LAYOUT AND PLUMBING FOR CCTV CONTROL ROOM	BK-GCS-PEDCO-120-HV-PY-0009
PLUMBING & SEWAGE PIPING LAYOUT FOR CCTV CONTROL ROOM	BK-GCS-PEDCO-120-HV-PY-0013
UNIT PLOT PLAN DRAWING	BK-GCS-PEDCO-120-PI-PY-0001

KEY PLAN



100	CONTROL ROOM
101	RACK ROOM
102	PANTRY
103	WC
104	ENTRANCE



REV.	DATE	DESCRIPTION	BY	DATE	BY	DATE
D05	JAN.2024	AFC	R.BERLOUE	M.PAKHARIAN	S.Parsamirpour	***
D04	SEP.2023	AFC	R.BERLOUE	M.PAKHARIAN	A.M.MOHSENI	***
D03	AUG.2023	IFA	R.BERLOUE	M.PAKHARIAN	A.M.MOHSENI	***
D02	MAY.2023	IFA	R.BERLOUE	M.PAKHARIAN	M.MEHRSHAD	***
D01	OCT.2022	IFA	R.BERLOUE	M.PAKHARIAN	M.MEHRSHAD	***
D00	JUN.2022	IFC	R.BERLOUE	M.PAKHARIAN	M.MEHRSHAD	***
REV.	DATE	P.O.I.S	PREP.	CHK.	APP.	AUT.

PROJECT NAME: BINAK OILFIELD DEVELOPMENT/SURFACE FACILITIES GAS COMPRESSOR STATION

PROJECT NO.: 971020

EPC CONTRACTOR: HIRGAN ENERGY - DESIGN & INSPECTION COMPANIES

EPD/EPC CONTRACTOR (GC): PETROIRAN DEVELOPMENT COMPANY

DRAWING TITLE: Architectural Drawing For CCTV Control Room- Binak GCS PLAN

SCALE: AS SHOWN

DRAWING NO.: BK-GCS-PEDCO-120-AR-DW-0008

SHEET NO.: 02 OF 11

REV.: D05

BUDGET REF. LOCATION SIZE CLASS SERIAL NO. SHEET REVISION: 053-073-9184 F 4 B 709396 02 OF 11 D05

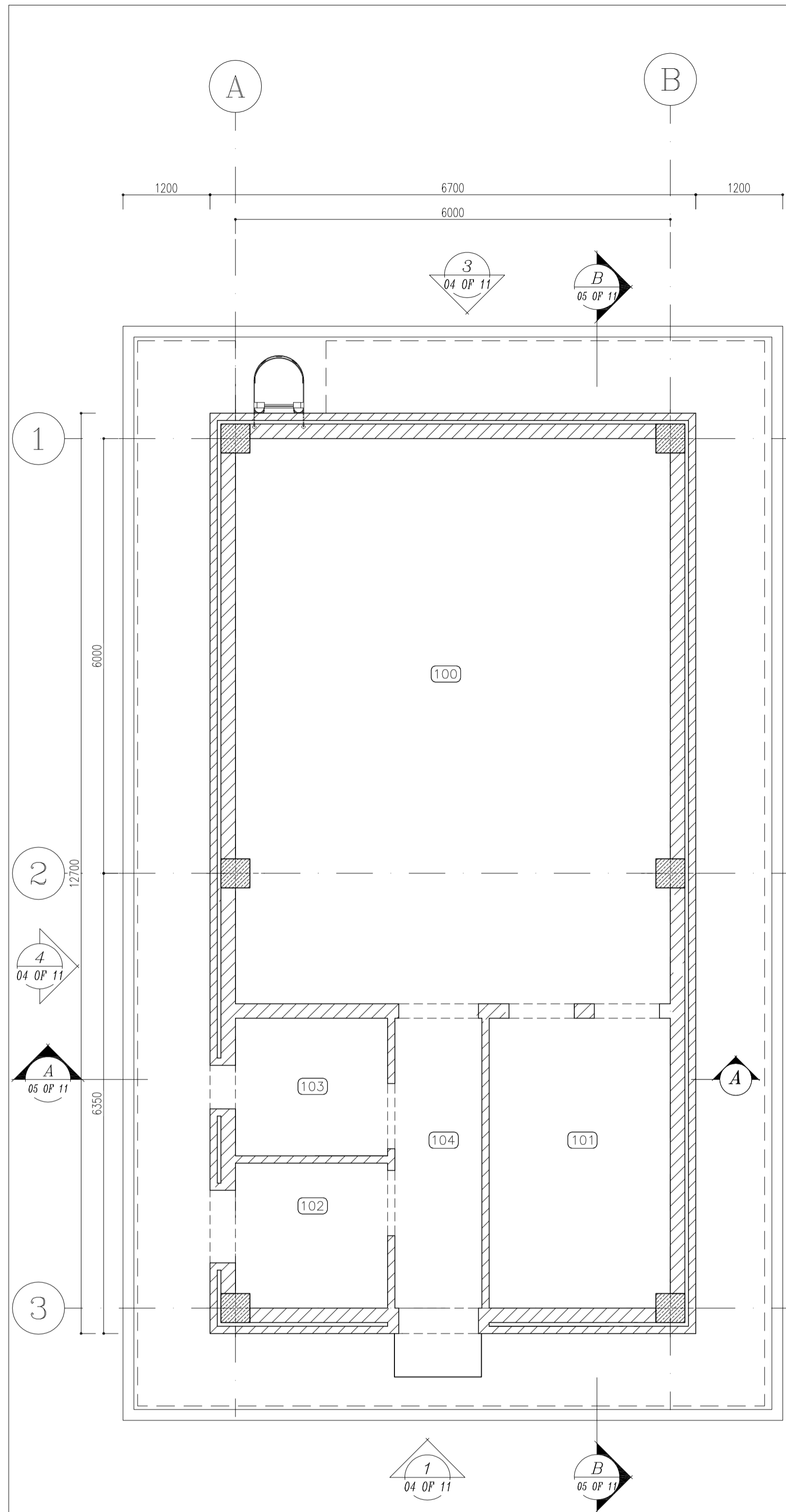
THE ORIGINAL AND ALL COPIES OF THIS DRAWING TOGETHER WITH THE COPYRIGHT THEREIN ARE THE SOLE PROPERTY OF N.I.S.O.C./ FIELDS

BINAK OILFIELD DEVELOPMENT SURFACE FACILITIES GAS COMPRESSOR STATION

DATE	SCALE	DRAWING BY	CHECKED BY	PROJECT ENG.
------	-------	------------	------------	--------------

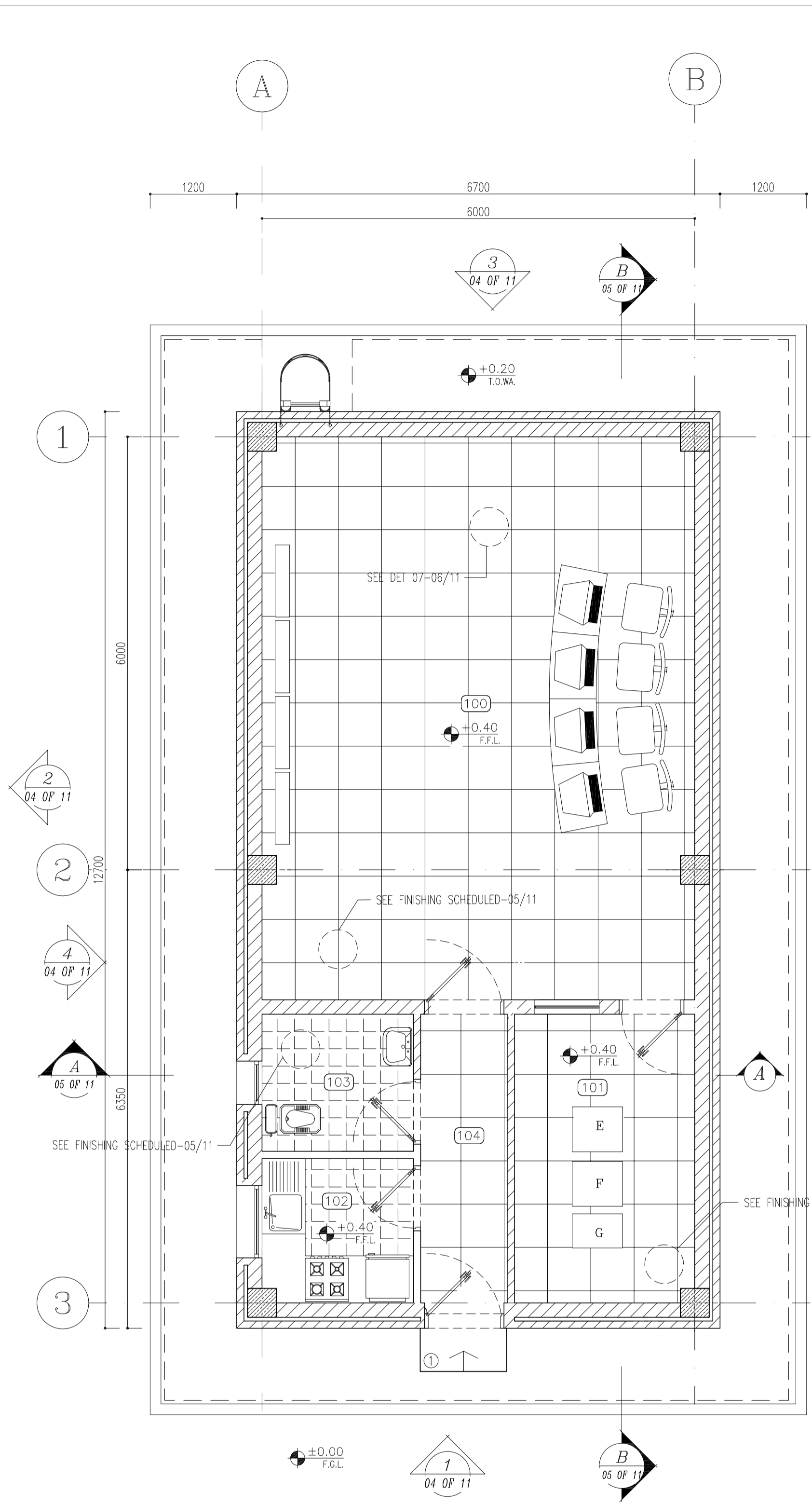
NO CONSTRUCTION PERMITTED UNLESS DRAWING APPROVED

APPROVED FOR CONSTRUCTION BY: DATE:



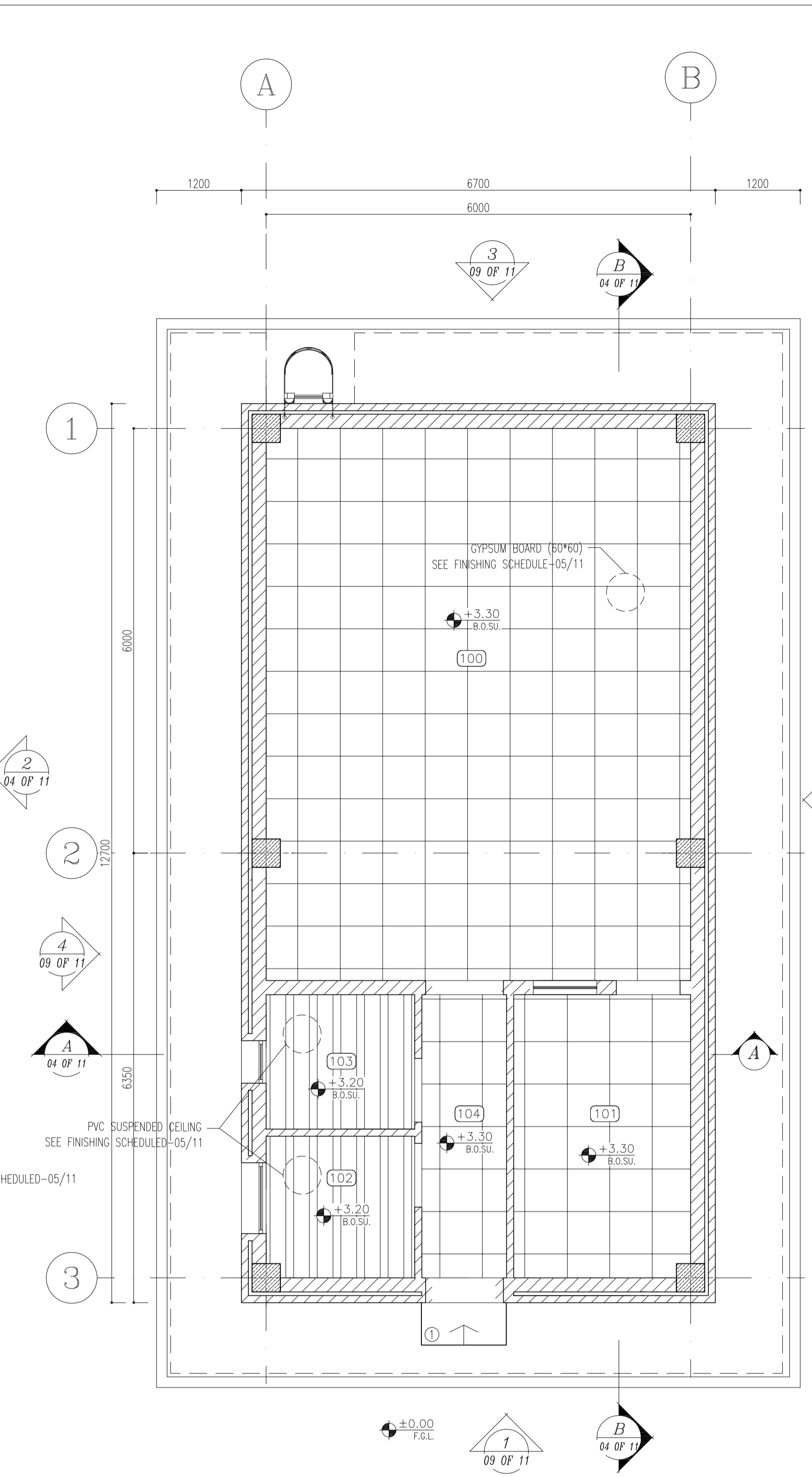
4 LINTEL PLAN

SC.1:50



3 FURNITURE PLAN

SC.1:50



4 SUSPENDED CEILING PLAN

SC.1:50

100	CONTROL ROOM
101	RACK ROOM
102	PANTRY
103	WC
104	ENTRANCE

- NOTES**
1. ALL DIMENSIONS ARE IN MILLIMETER & ALL ELEVATIONS ARE IN METER.
 2. ALL DIMENSIONS AND ELEVATIONS SHALL BE CHECKED BY THE CONTRACTOR PRIOR TO CONSTRUCTION.
 3. CONTRACTOR SHALL COMPARE ALL ARCHITECTURAL, MECHANICAL, ELECTRICAL, PIPING AND STRUCTURAL DRAWINGS AND IN CASE OF ANY CONFLICTS OR DISCREPANCY, NOTIFY THE ENGINEER.
 4. ALL MATERIALS ARE SELECTED FROM THE HIGHEST QUALITY AND MUST BE APPROVED BY THE CLIENT.
 5. ALL OPENINGS FOR PIPING/CABLEING AND HVAC OPENINGS SHALL BE CONSIDERED AS PER RELATED DRAWINGS BEFORE CONSTRUCTION.
 6. FINISH GRADING LEVEL (F.G.L.) : +11.20 (M.S.L.) = 10.00 (LOCAL)

- LEGEND**
- F.F.L. FINISHED FLOOR LEVEL
 - T.O.W.A. TOP OF WALKWAY
 - T.O.P. TOP OF PARAPET
 - T.O.S. TOP OF SLAB
 - T.O.D. TOP OF DOOR
 - T.O.W. TOP OF WINDOW
 - B.O.W. BOTTOM OF WINDOW
 - T.O.C. TOP OF CAGE
 - B.O.C. BOTTOM OF CAGE
 - B.O.P. BOTTOM OF FALSE FLOOR
 - B.O.S.U. BOTTOM OF SUSPENDED
 - B.O.S. BOTTOM OF SLEEVE
 - F.G.L. FINISH GROUND LEVEL

- BRICK WORK
- REINFORCED CONCRETE
- GYPSON BOARD
- PVC SUSPENDED CEILING
- BRICK FACING

REFERENCE DRAWING	DRG. No.
STANDARD DRAWING FOR ARCHITECTURAL DETAILS	BK-GNRL-PEDCO-000-AR-DW-0001
SITE SEWAGE SYSTEM LAYOUT & DETAILS	BK-GCS-PEDCO-120-CV-PY-0001
CABLE TRENCH AND DUCT BANK LAYOUT	BK-GCS-PEDCO-120-CV-PY-0002
ROAD, PAVING AND PLANT FINISH GRADING BUILDING & SECTIONS	BK-GCS-PEDCO-120-CV-PY-0005
ELECTRICAL CABLE ROUTE & SECTION LAYOUT FOR BUILDING & SHELTER	BK-GCS-PEDCO-120-EL-PY-0006
FOUNDATION DRAWING FOR CCTV CONTROL ROOM - BINAK GCS	BK-GCS-PEDCO-120-ST-DW-0075
STRUCTURAL DRAWING FOR CCTV CONTROL ROOM - BINAK GCS	BK-GCS-PEDCO-120-ST-DW-0076
STANDARD DETAILS FOR LADDER & SAFETY CAGE	BK-GNRL-PEDCO-000-ST-DW-0009
HVAC SYSTEM LAYOUT AND PLUMBING FOR CCTV CONTROL ROOM	BK-GCS-PEDCO-120-HV-PY-0009
PLUMBING & SEWAGE PIPING LAYOUT FOR CCTV CONTROL ROOM	BK-GCS-PEDCO-120-HV-PY-0013
UNIT PILOT PLAN DRAWING	BK-GCS-PEDCO-120-PI-PY-0001

KEY PLAN

REV.	DATE	DESCRIPTION	BY	DATE	BY	DATE
D05	JAN.2024	AFC	R.BERLOUE	M.PAKHARIAN	S.Parsmarpour	***
D04	SEP.2023	AFC	R.BERLOUE	M.PAKHARIAN	A.M.MOHSENI	***
D03	AUG.2023	IFA	R.BERLOUE	M.PAKHARIAN	A.M.MOHSENI	***
D02	MAY.2023	IFA	R.BERLOUE	M.PAKHARIAN	M.MEHRSHAD	***
D01	OCT.2022	IFA	R.BERLOUE	M.PAKHARIAN	M.MEHRSHAD	***
D00	JUN.2022	IFC	R.BERLOUE	M.PAKHARIAN	M.MEHRSHAD	***
REV.	DATE	P.O.I.S	PREP.	CHK.	APP.	AUT.

PROJECT NAME: BINAK OILFIELD DEVELOPMENT/SURFACE FACILITIES GAS COMPRESSOR STATION

PROJECT NO.: 971020

EPC CONTRACTOR: HIRGAN ENERGY

EPD/EPC CONTRACTOR (GC): PETROIRAN DEVELOPMENT COMPANY

<p>THE ORIGINAL AND ALL COPIES OF THIS DRAWING TOGETHER WITH THE COPYRIGHT THEREIN ARE THE SOLE PROPERTY OF N.I.S.O.C./ FIELDS</p>					
DATE	SCALE	DRAWING BY	CHECKED BY	PROJECT ENG.	

NO CONSTRUCTION PERMITTED UNLESS DRAWING APPROVED											
APPROVED FOR CONSTRUCTION					BY:	DATE:					
SCALE	SIZE	DRAWING NO.	SHEET NO.	REV.	BUDGET REF.	LOCATION	SIZE	CLASS	SERIAL NO.	SHEET	REVISION
AS SHOWN	A1	BK-GCS-PEDCO-120-AR-DW-0008	03 OF 11	D05	053-073-9184	F	4	B	709396	03 OF 11	D05

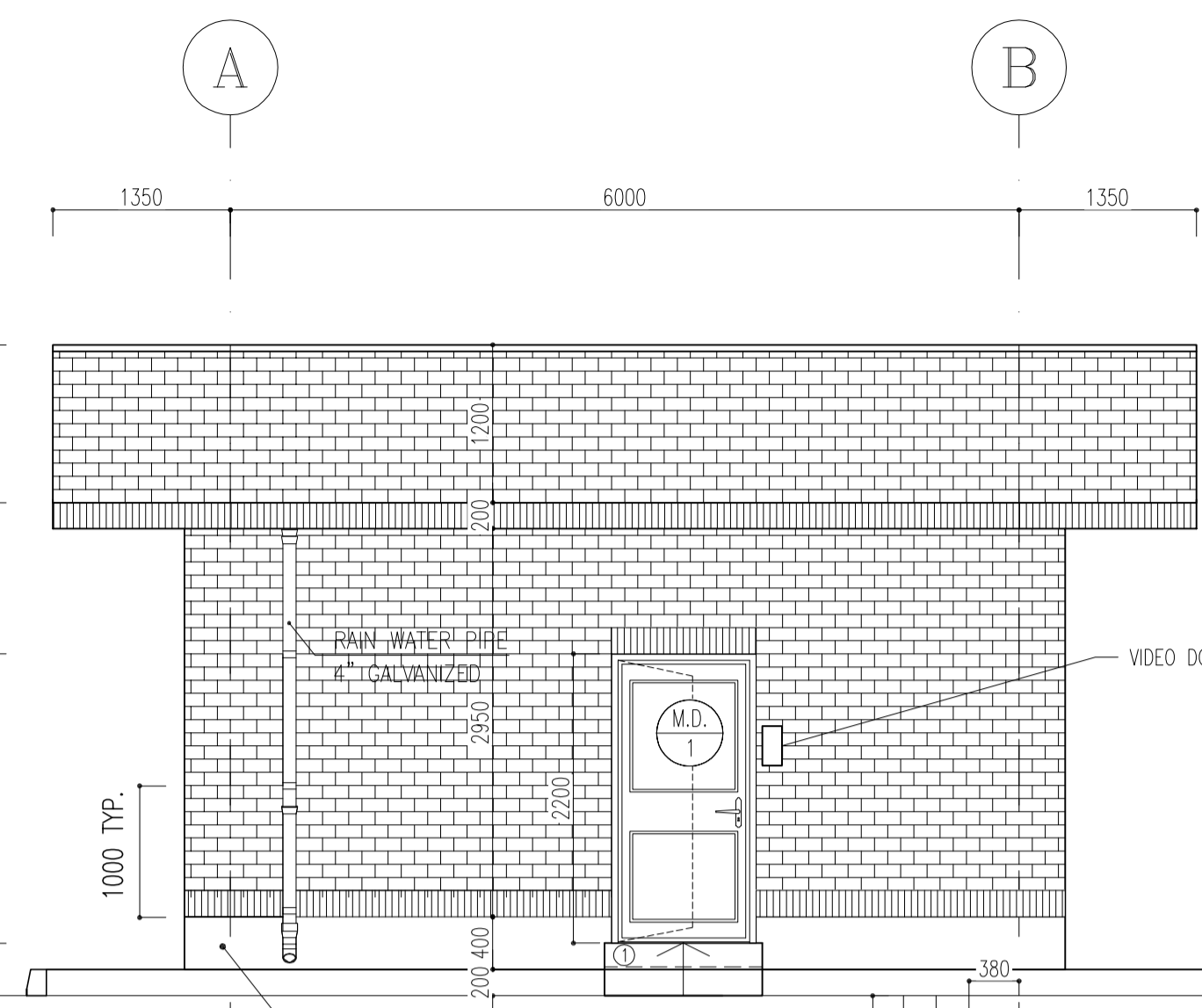
- NOTES**
1. ALL DIMENSIONS ARE IN MILLIMETER & ALL ELEVATIONS ARE IN METER.
 2. ALL DIMENSIONS AND ELEVATIONS SHALL BE CHECKED BY THE CONTRACTOR PRIOR TO CONSTRUCTION.
 3. CONTRACTOR SHALL COMPARE ALL ARCHITECTURAL, MECHANICAL, ELECTRICAL, PIPING AND STRUCTURAL DRAWINGS AND IN CASE OF ANY CONFLICTS OR DISCREPANCY, NOTIFY THE ENGINEER.
 4. ALL MATERIALS ARE SELECTED FROM THE HIGHEST QUALITY AND MUST BE APPROVED BY THE CLIENT.
 5. ALL OPENINGS FOR PIPING/CABLING AND HVAC OPENINGS SHALL BE CONSIDERED AS PER RELATED DRAWINGS BEFORE CONSTRUCTION.
 6. FINISH GRADING LEVEL (F.G.L.) : +11.20 (M.S.L.) = ±0.00 (LOCAL)

- LEGEND**
- F.F.L. FINISHED FLOOR LEVEL
 - T.O.W.A. TOP OF WALKWAY
 - T.O.P. TOP OF PARAPET
 - T.O.S. TOP OF SLAB
 - T.O.D. TOP OF DOOR
 - T.O.W. TOP OF WINDOW
 - B.O.W. BOTTOM OF WINDOW
 - T.O.C. TOP OF CEILING
 - B.O.C. BOTTOM OF CEILING
 - B.O.F. BOTTOM OF FALSE FLOOR
 - B.O.S.U. BOTTOM OF SUSPENDED
 - B.O.S. BOTTOM OF SLEEVE
 - F.G.L. FINISH GROUND LEVEL

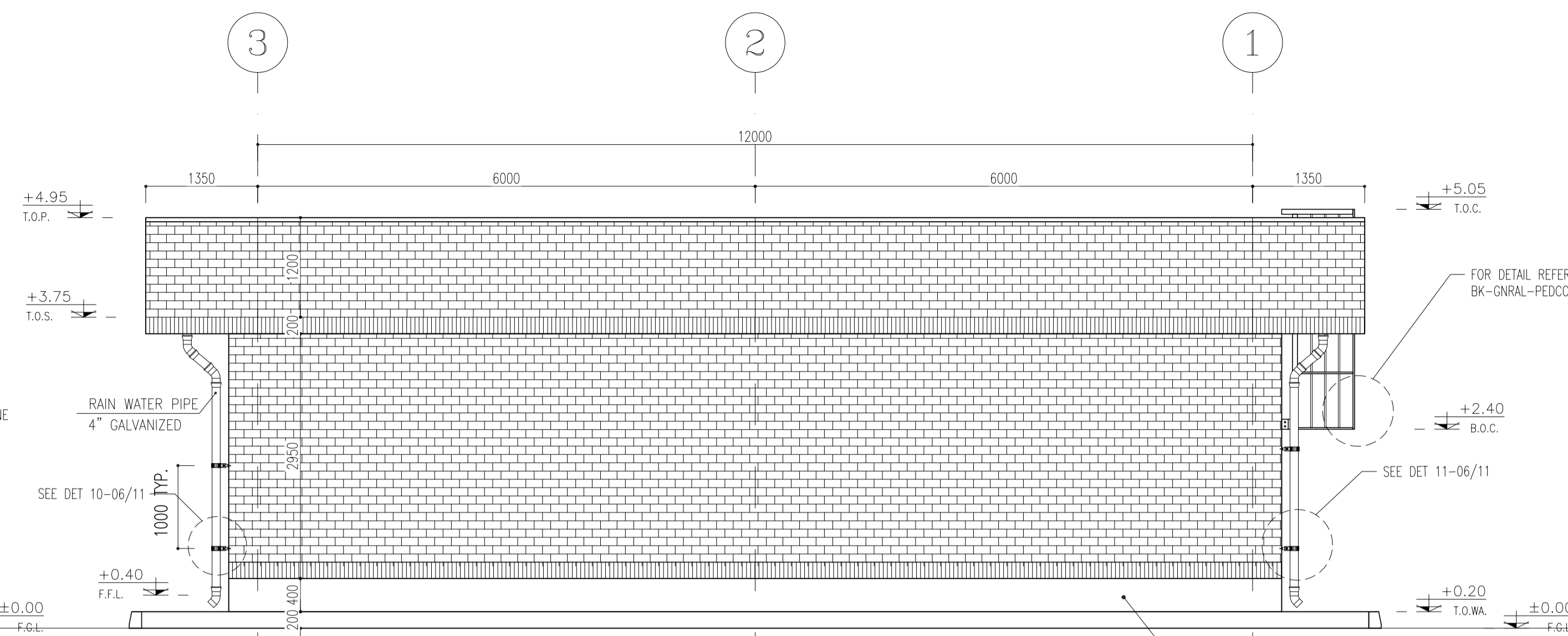


REFERENCE DRAWING	DRG. No.
STANDARD DRAWING FOR ARCHITECTURAL DETAILS	BK-GNRL-PEDCO-000-AR-DW-0001
SITE SEWAGE SYSTEM LAYOUT & DETAILS	BK-GCS-PEDCO-120-CV-PY-0001
CABLE TRENCH AND DUCT BANK LAYOUT	BK-GCS-PEDCO-120-CV-PY-0002
ROAD, PAVING AND PLANT FINISH GRADING LAYOUT & SECTIONS	BK-GCS-PEDCO-120-CV-PY-0005
ELECTRICAL CABLE ROUTE & SECTION LAYOUT FOR BUILDING & SHELTER	BK-GCS-PEDCO-120-EL-PY-0006
FOUNDATION DRAWING FOR CCTV CONTROL ROOM - BINAK GCS	BK-GCS-PEDCO-120-ST-DW-0075
STRUCTURAL DRAWING FOR CCTV CONTROL ROOM - BINAK GCS	BK-GCS-PEDCO-120-ST-DW-0076
STANDARD DETAILS FOR LADDER & SAFETY CAGE	BK-GNRL-PEDCO-000-ST-DW-0009
HVAC SYSTEM LAYOUT AND PLUMBING FOR CCTV CONTROL ROOM	BK-GCS-PEDCO-120-HV-PY-0009
PLUMBING & SEWAGE PIPING LAYOUT FOR CCTV CONTROL ROOM	BK-GCS-PEDCO-120-HV-PY-0013
UNIT PLOT PLAN DRAWING	BK-GCS-PEDCO-120-PI-PY-0001

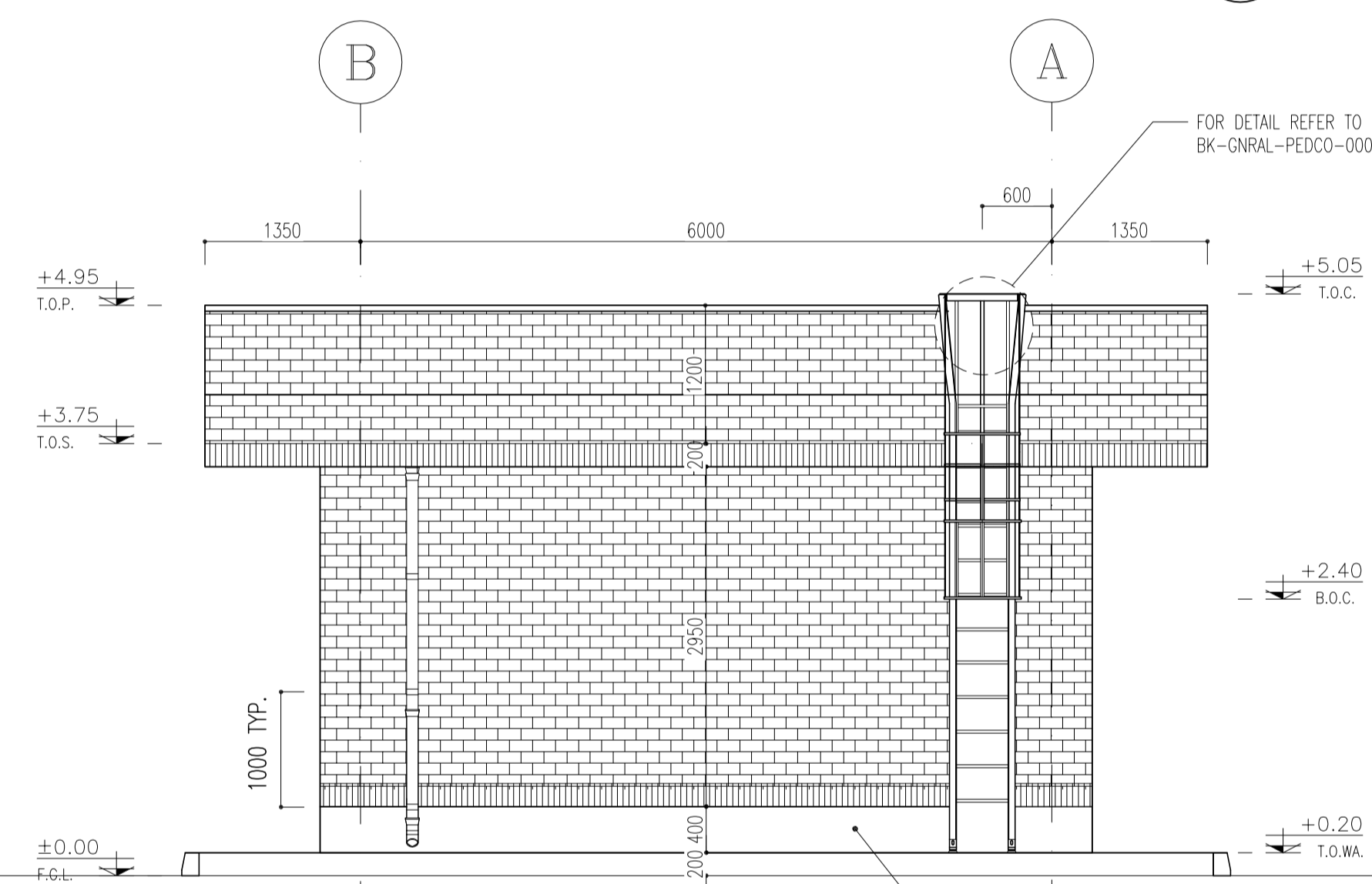
KEY PLAN



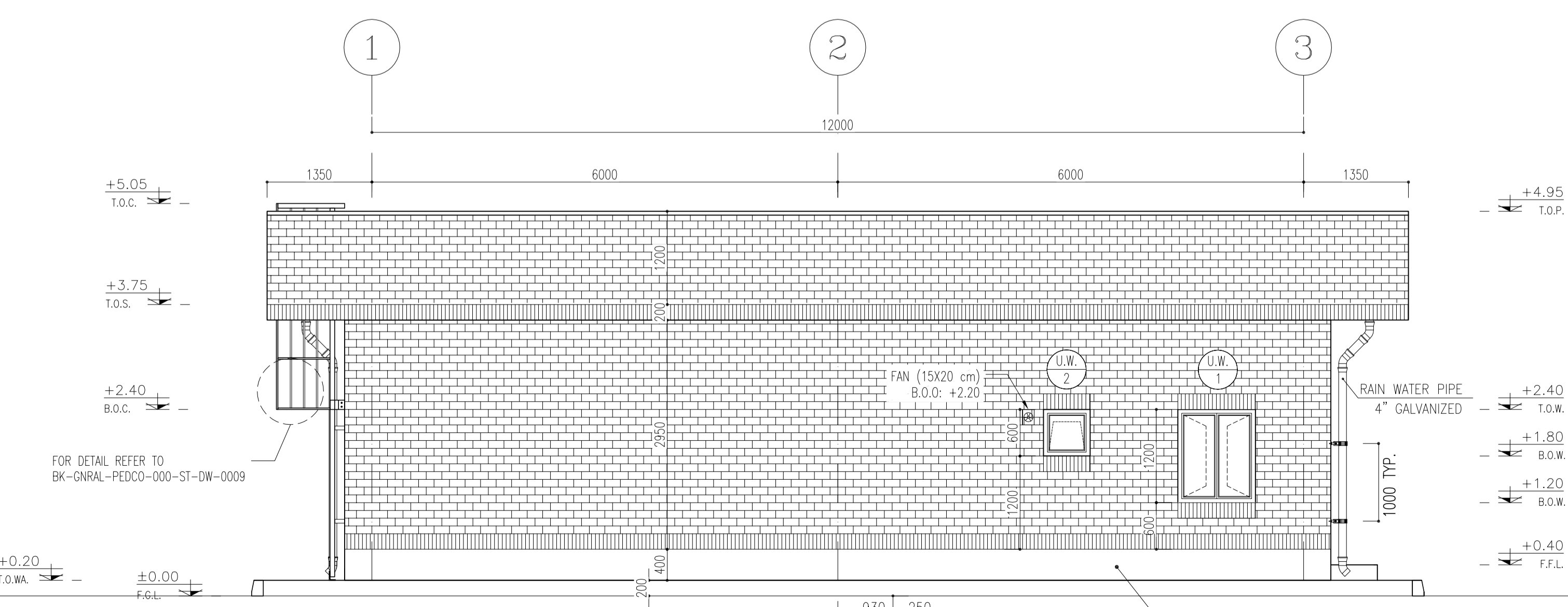
1 ELEVATION
SC.1:50
01 OF 11



2 ELEVATION
SC.1:50
01 OF 11



3 ELEVATION
SC.1:50
01 OF 11



4 ELEVATION
SC.1:50
01 OF 11

REV.	DATE	P.O.I.S	PREP.	CHK.	APP.	AUT.
D05	JAN.2024	AFC	R.BERLOUË	M.PAKHARIAN	S.Parsamanzpour	***
D04	SEP.2023	AFC	R.BERLOUË	M.PAKHARIAN	A.M.MOHSENI	***
D03	AUG.2023	IFA	R.BERLOUË	M.PAKHARIAN	A.M.MOHSENI	***
D02	MAY.2023	IFA	R.BERLOUË	M.PAKHARIAN	M.MEHRSHAD	***
D01	OCT.2022	IFA	R.BERLOUË	M.PAKHARIAN	M.MEHRSHAD	***
D00	JUN.2022	IFC	R.BERLOUË	M.PAKHARIAN	M.MEHRSHAD	***

PROJECT NAME: BINAK OILFIELD DEVELOPMENT/SURFACE FACILITIES GAS COMPRESSOR STATION

PROJECT NO.: 971020

EPC CONTRACTOR: HIRGAN ENERGY - DESIGN & INSPECTION COMPANIES

EPD/EPC CONTRACTOR (GC): PETROIRAN DEVELOPMENT COMPANY

DRAWING TITLE: Architectural Drawing For CCTV Control Room- Binak GCS ELEVATIONS

SCALE	SIZE	DRAWING NO.	SHEET NO.	REV.
AS SHOWN	A1	BK-GCS-PEDCO-120-AR-DW-0008	04 OF 11	D05

THE ORIGINAL AND ALL COPIES OF THIS DRAWING TOGETHER WITH THE COPYRIGHT THEREIN ARE THE SOLE PROPERTY OF N.I.S.O.C./ FIELDS

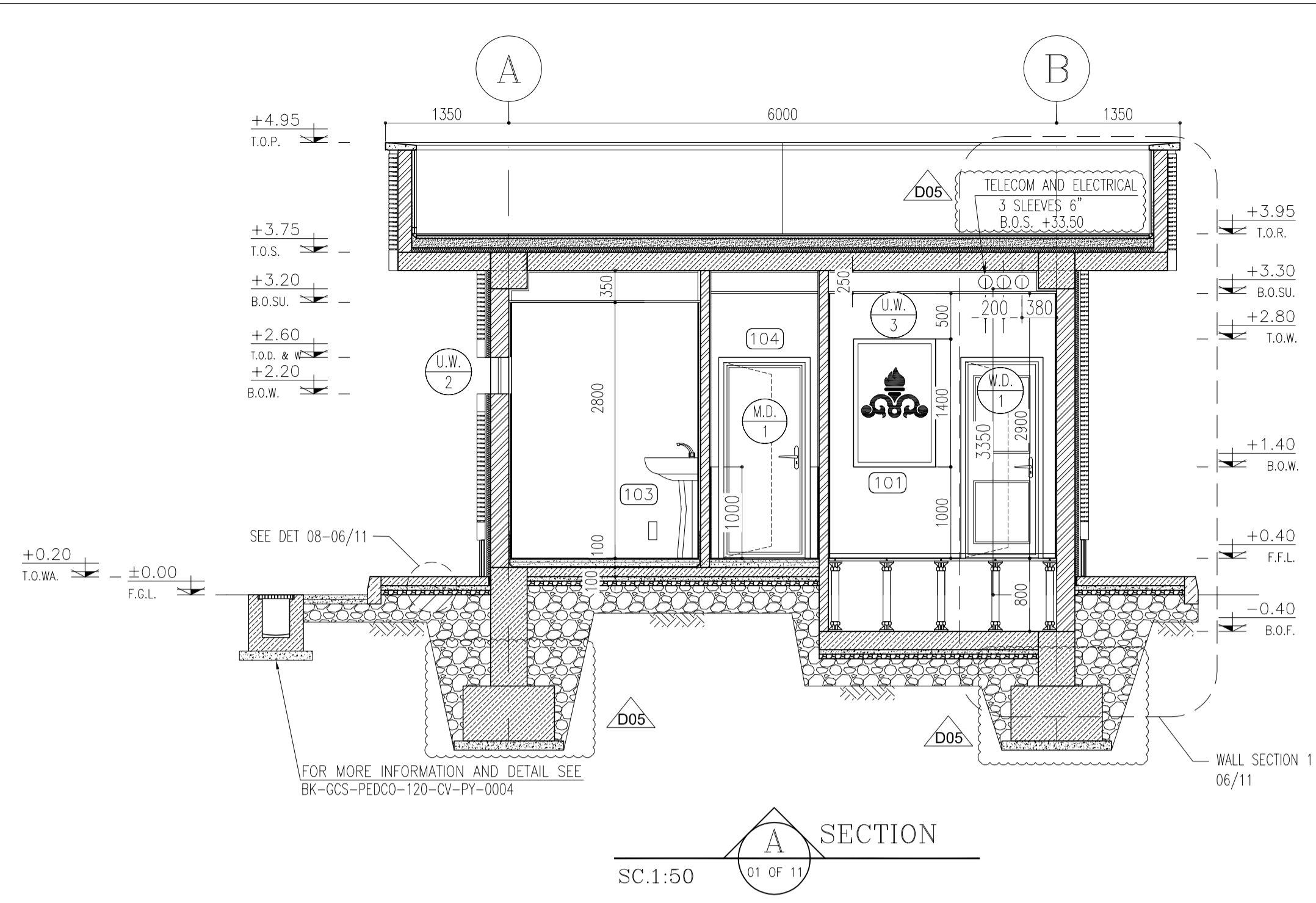
BINAK OILFIELD DEVELOPMENT SURFACE FACILITIES GAS COMPRESSOR STATION

DATE	SCALE	DRAWING BY	CHECKED BY	PROJECT ENG.

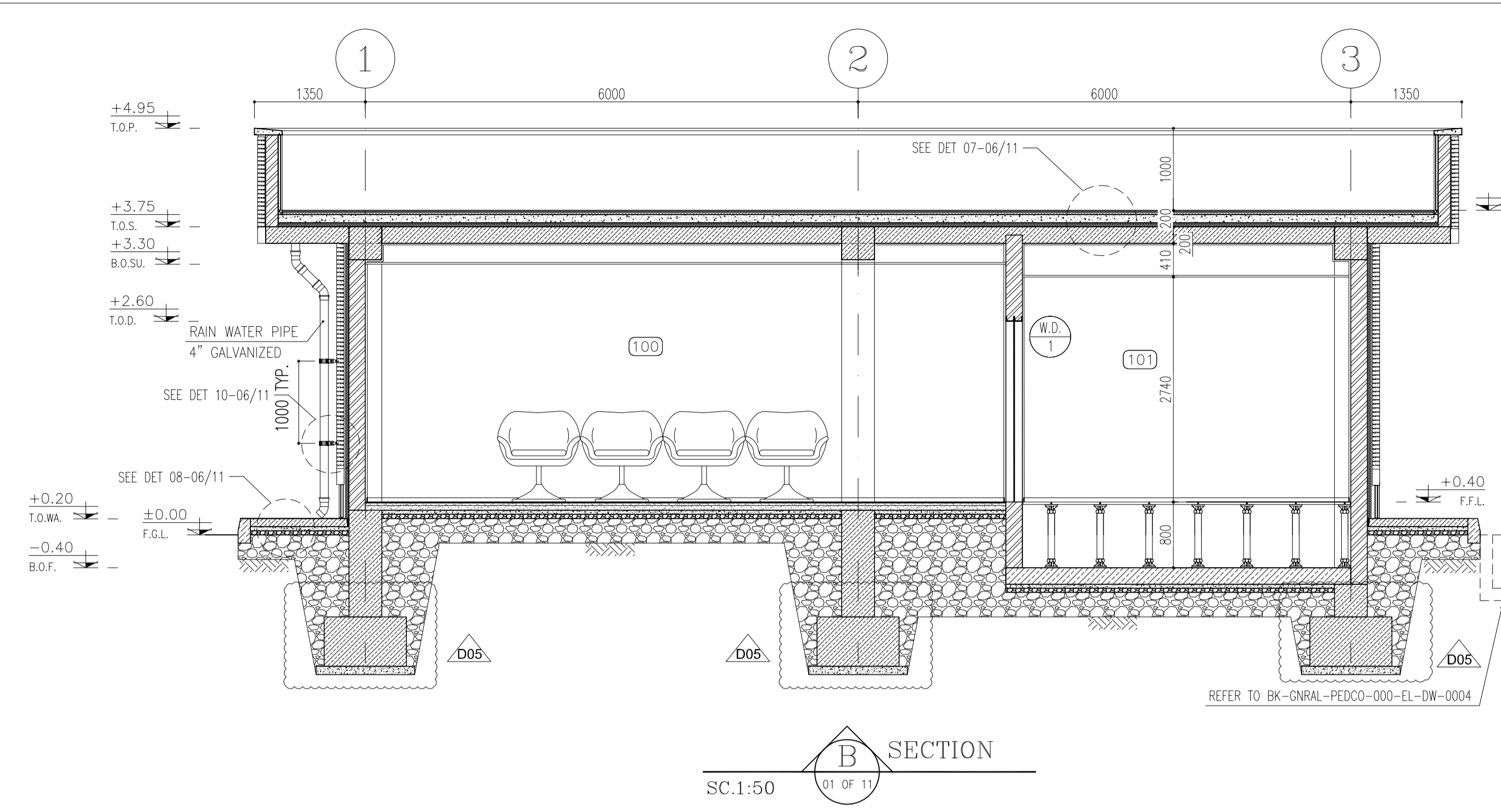
NO CONSTRUCTION PERMITTED UNLESS DRAWING APPROVED

APPROVED FOR CONSTRUCTION	BY:	DATE:

BUDGET REF.	LOCATION	SIZE	CLASS	SERIAL NO.	SHEET	REVISION
053-073-9184	F	4	B	709396	04 OF 11	D05



SECTION A
SC:1:50
01 OF 11

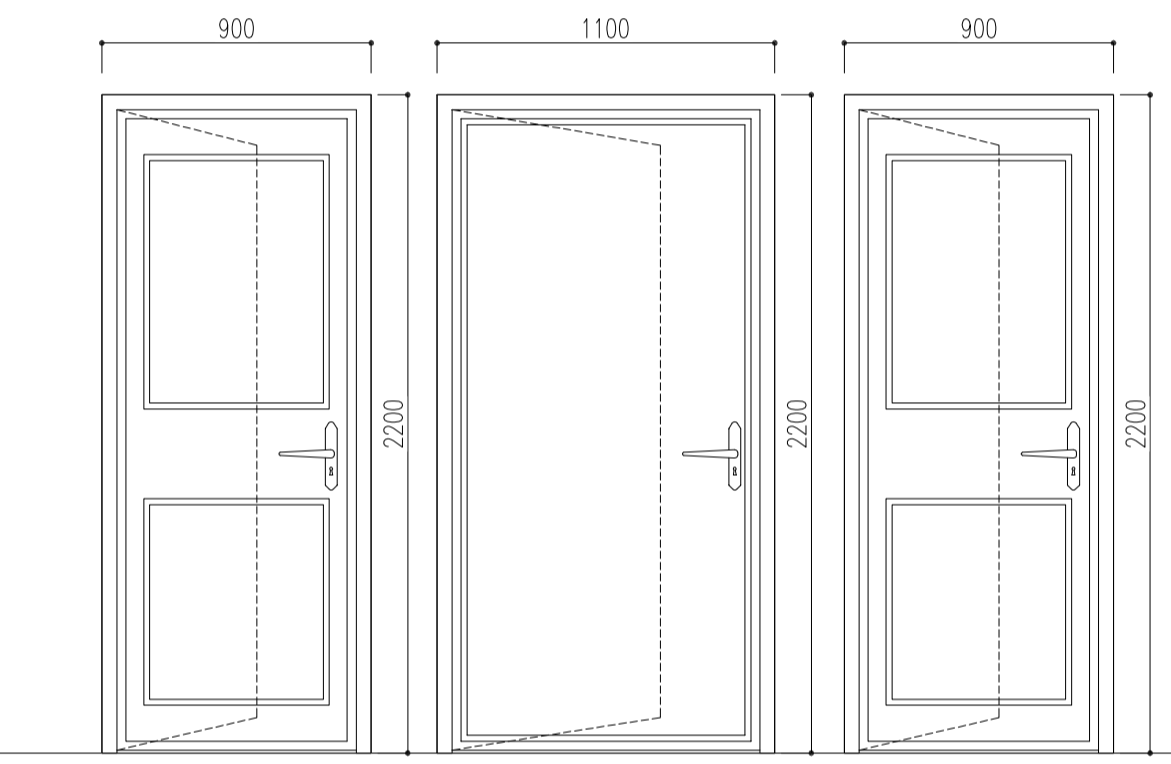


SECTION B
SC:1:50
01 OF 11

- NOTES**
- ALL DIMENSIONS ARE IN MILLIMETER & ALL ELEVATIONS ARE IN METER.
 - ALL DIMENSIONS AND ELEVATIONS SHALL BE CHECKED BY THE CONTRACTOR PRIOR TO CONSTRUCTION.
 - CONTRACTOR SHALL COMPARE ALL ARCHITECTURAL, MECHANICAL, ELECTRICAL, PIPING AND STRUCTURAL DRAWINGS AND IN CASE OF ANY CONFLICTS OR DISCREPANCY, NOTIFY THE ENGINEER.
 - ALL MATERIALS ARE SELECTED FROM THE HIGHEST QUALITY AND MUST BE APPROVED BY THE CLIENT.
 - ALL OPENINGS FOR PIPING/CABLES AND HVAC OPENINGS SHALL BE CONSIDERED AS PER RELATED DRAWINGS BEFORE CONSTRUCTION.
 - FINISH GRADING LEVEL (F.G.L.) : +11.20 (M.S.L.) = ±0.00 (LOCAL)

- LEGEND**
- F.F.L. FINISHED FLOOR LEVEL
 - T.O.W.A. TOP OF WALKWAY
 - T.O.P. TOP OF PARAPET
 - T.O.S. TOP OF SLAB
 - T.O.D. TOP OF DOOR
 - T.O.W. TOP OF WINDOW
 - B.O.W. BOTTOM OF WINDOW
 - T.O.C. TOP OF CAGE
 - B.O.C. BOTTOM OF CAGE
 - B.O.F. BOTTOM OF FALSE FLOOR
 - B.O.S.U. BOTTOM OF SUSPENDED
 - B.O.S. BOTTOM OF SLEEVE
 - F.G.L. FINISH GRADING LEVEL

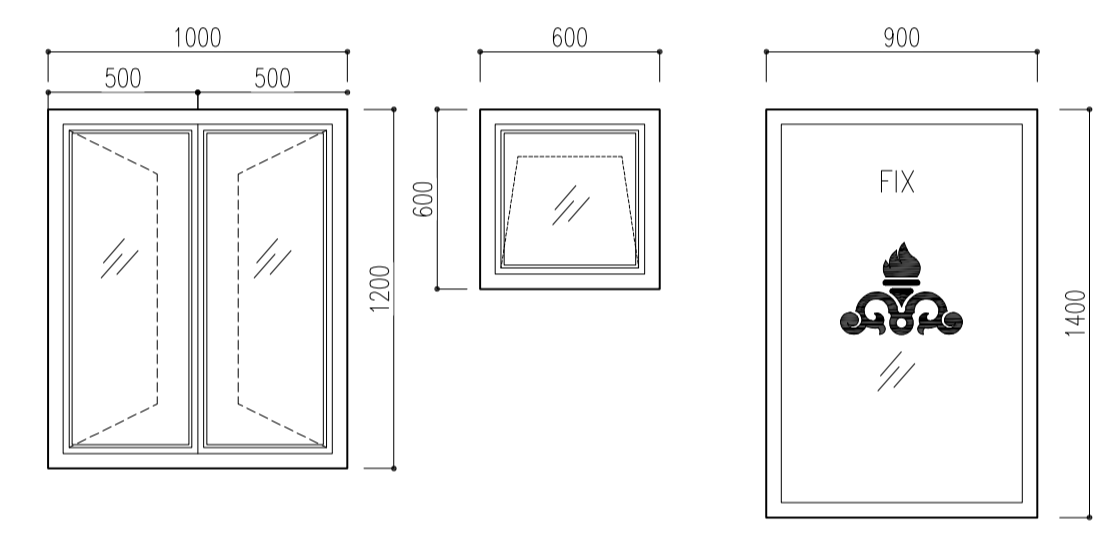
- BRICK WORK
- REINFORCED CONCRETE
- LEAN CONCRETE
- BLOCKAGE
- GRAVEL
- GYPSUM BOARD
- PVC SUSPENDED CEILING
- FALSE FLOOR
- BRICK FACING



U.D. 1
TOTAL: 2 LEFT HAND: 1 SC N.T.S. RIGHT HAND: 1 WOODEN SECURITY DOOR WITH LEATHER COVERING

U.W. 1
TOTAL: 1 LEFT HAND: 1 SC N.T.S. PLAIN METAL DOOR - WITHOUT TRANSPARENT/GLASS PARTS

U.W. 2
TOTAL: 1 LEFT HAND: 1 SC N.T.S. UPVC MATERIAL



U.W. 1
TOTAL: 1 SC N.T.S. UPVC MATERIAL

U.W. 2
TOTAL: 1 SC N.T.S. UPVC MATERIAL

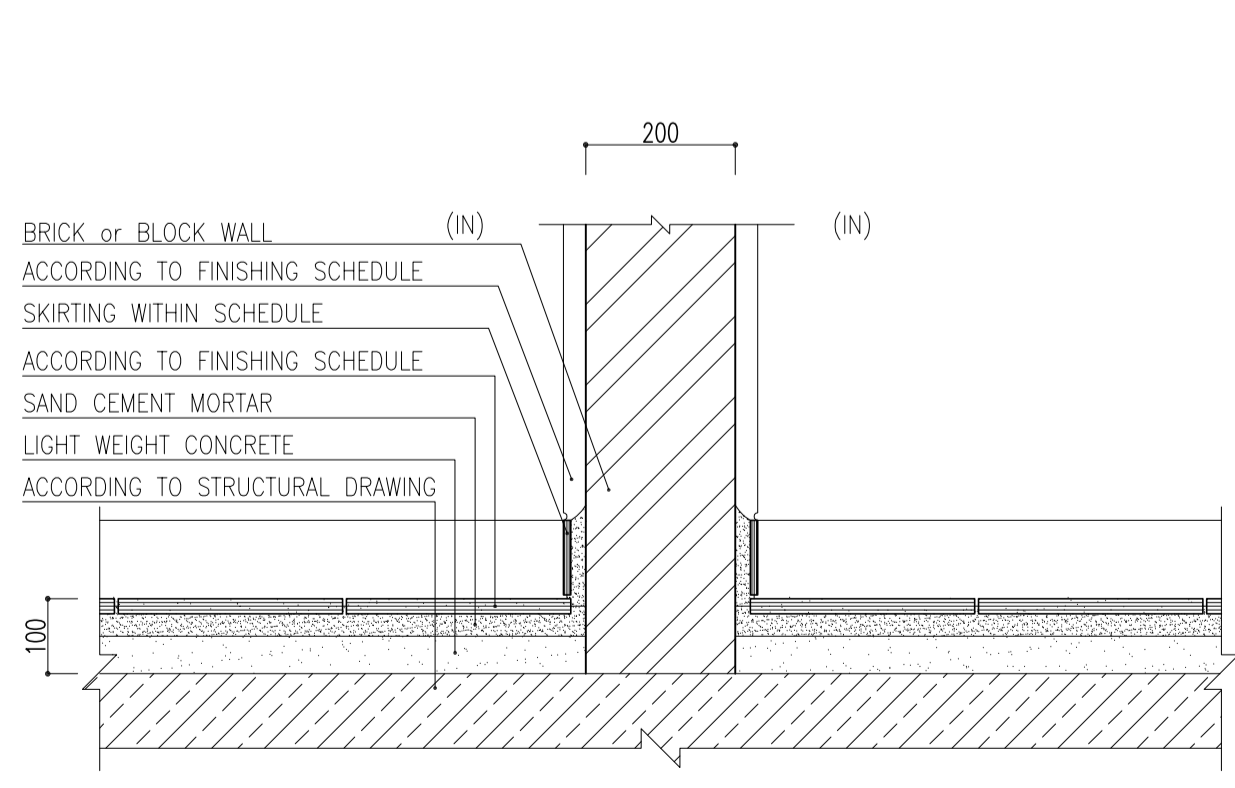
U.W. 3
TOTAL: 1 SC N.T.S. UPVC MATERIAL

FINISHING SCHEDULE						
NO.	AREA	FLOOR	MATERIAL DIMENSION	SKIRTING	WALL	CEILING
100	CONTROL ROOM	GRANITE PLAQUE STONE	(60x60)	GRANITE STONE (H=100CM)	FIRST GRADE MDF WALL+ CEMENT PLASTER LAYER COVERING UP TO +2.80	GYPSUM BOARD 60x60 REMOVABLE SUSPENDED CEILING
101	RACK ROOM	ANTI-STATIC RAISED FLOOR TILES	(60x60)	GRANITE STONE (H=100CM)	MARBLE STONE UP TO 2.80	GYPSUM BOARD 60x60 REMOVABLE SUSPENDED CEILING
102	PANTRY	FIRST CLASS IRANIAN CERAMIC TILES	(30x30)	-	GLAZED TILE 25x30 UP TO +2.80	PVC SUSPENDED CEILING
103	WC	FIRST CLASS IRANIAN CERAMIC TILES	(30x30)	-	GLAZED TILE 25x30 UP TO +2.80	PVC SUSPENDED CEILING
104	ENTRANCE	GRANITE PLAQUE STONE	(60x60)	GRANITE STONE (H=100CM)	GYPSUM PLASTER + OIL PAINT + CEMENT PLASTER LAYER	GYPSUM BOARD 60x60 REMOVABLE SUSPENDED CEILING
-	ROOF	TERRAZZO TILE FIRST GRADE	(30x30)	TERRAZZO TILE (30x30x2.5)	CEMENT PLASTER	-

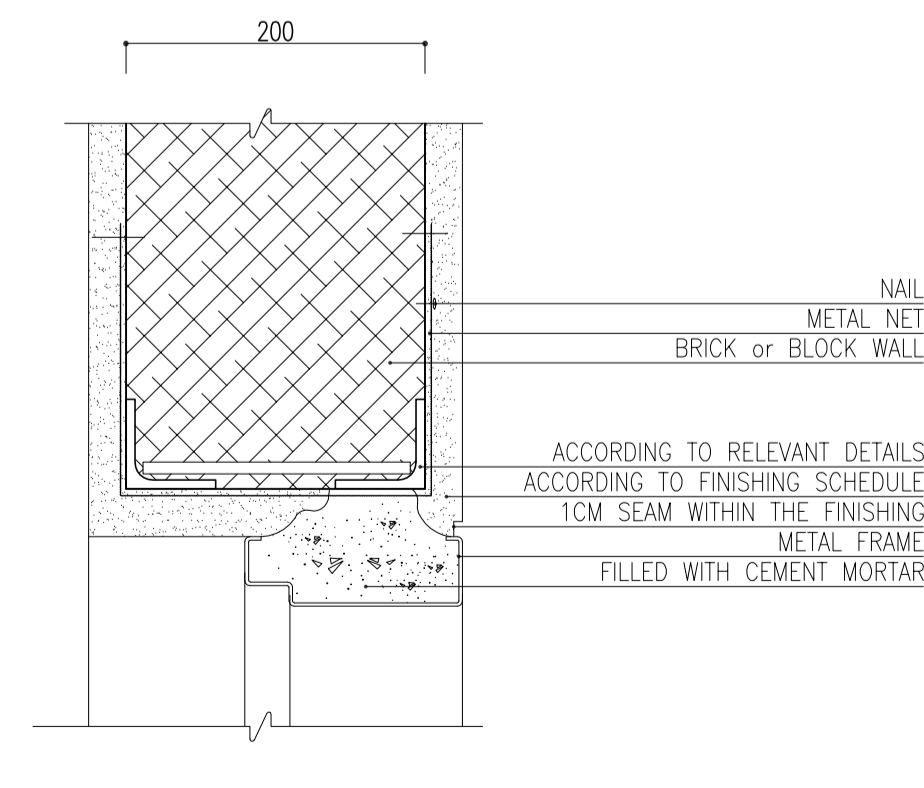
3 FINISHING SCHEDULE

REFERENCE DRAWING	DRG. No.
STANDARD DRAWING FOR ARCHITECTURAL DETAILS	BK-GNRL-PEDCO-000-AR-DW-0001
SITE SEWAGE SYSTEM LAYOUT & DETAILS	BK-GCS-PEDCO-120-CV-PY-0001
CABLE TRENCH AND DUCT BANK LAYOUT	BK-GCS-PEDCO-120-CV-PY-0002
ROAD, PAVING AND PLANT FINISH GRADING LAYOUT & SECTIONS	BK-GCS-PEDCO-120-CV-PY-0005
ELECTRICAL CABLE ROUTE & SECTION LAYOUT FOR BUILDING & SHELTER	BK-GCS-PEDCO-120-EL-PY-0006
FOUNDATION DRAWING FOR CCTV CONTROL ROOM - BINAK GCS	BK-GCS-PEDCO-120-ST-DW-0075
STRUCTURAL DRAWING FOR CCTV CONTROL ROOM - BINAK GCS	BK-GCS-PEDCO-120-ST-DW-0076
STANDARD DETAILS FOR LADDER & SAFETY CAGE	BK-GNRL-PEDCO-000-ST-DW-0009
HVAC SYSTEM LAYOUT AND PLUMBING FOR CCTV CONTROL ROOM	BK-GCS-PEDCO-120-HV-PY-0009
PLUMBING & SEWAGE PIPING LAYOUT FOR CCTV CONTROL ROOM	BK-GCS-PEDCO-120-HV-PY-0013
UNIT PLOT PLAN DRAWING	BK-GCS-PEDCO-120-PI-PY-0001

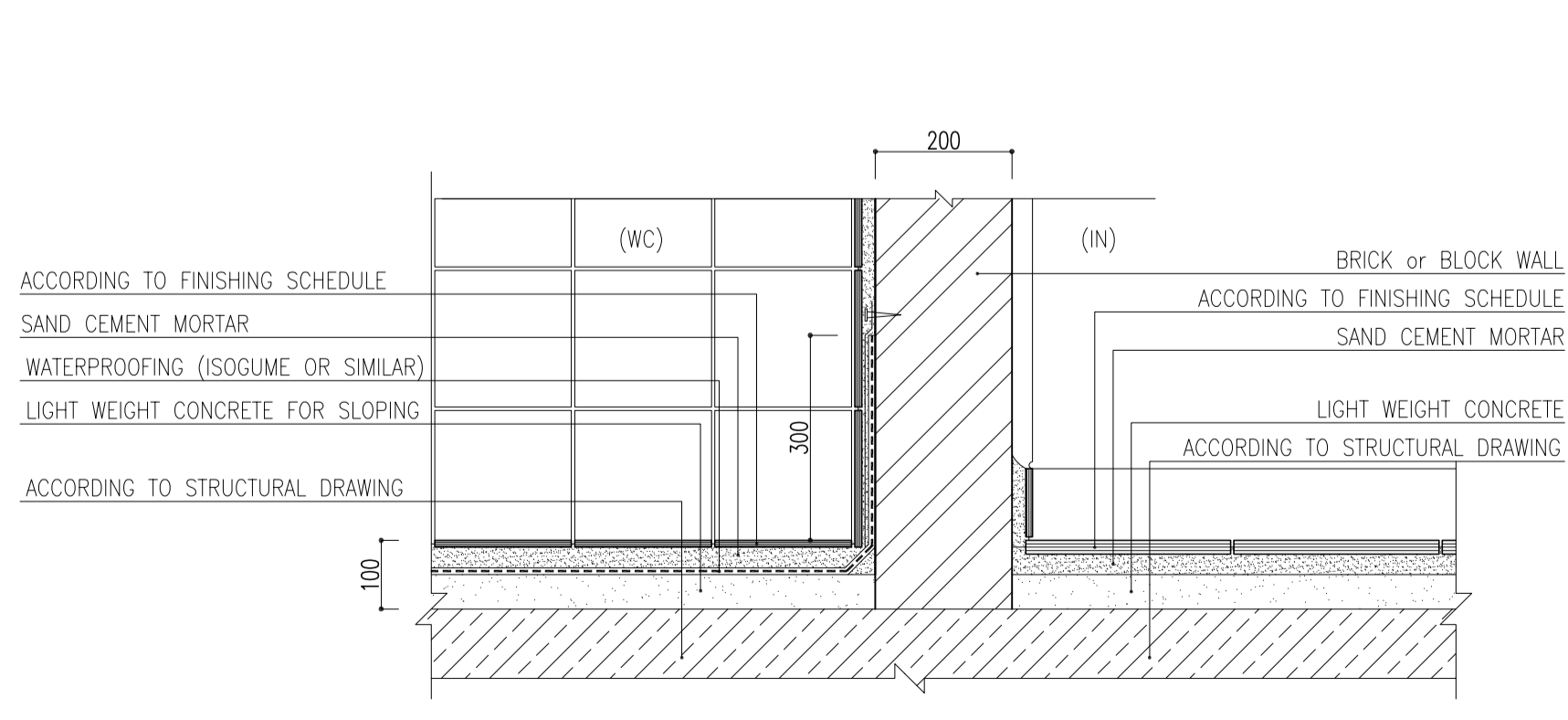
KEY PLAN



DETAIL 01
Sc:1/10



DETAIL 02
Sc:1/5



DETAIL 03
Sc:1/10

REV.	DATE	P.O.I.S	PREP.	CHK.	APP.	AUT.
D05	JAN.2024	AFC	R.BERLOUE	M.PAKHARIAN	S.Parsamanzour	***
D04	SEP.2023	AFC	R.BERLOUE	M.PAKHARIAN	A.M.MOHSSENI	***
D03	AUG.2023	IFA	R.BERLOUE	M.PAKHARIAN	A.M.MOHSSENI	***
D02	MAY.2023	IFA	R.BERLOUE	M.PAKHARIAN	M.MEHRSHAD	***
D01	OCT.2022	IFA	R.BERLOUE	M.PAKHARIAN	M.MEHRSHAD	***
D00	JUN.2022	IFC	R.BERLOUE	M.PAKHARIAN	M.MEHRSHAD	***

PROJECT NAME: BINAK OILFIELD DEVELOPMENT/SURFACE FACILITIES GAS COMPRESSOR STATION

PROJECT NO.: 971020

EPC CONTRACTOR: HIRGAN ENERGY - DESIGN & INSPECTION COMPANIES

EPD/EPC CONTRACTOR (GC): PETROIRAN DEVELOPMENT COMPANY

REV.	DESCRIPTION	BY	DATE	REV. APPR.
***	*****	***	*****	***
***	*****	***	*****	***

اخذ و کلیه نسخ این نقشه و حق انشاس متعلق به شرکت ملای مناطق نفت خیز جنوب میباشند.

THE ORIGINAL AND ALL COPIES OF THIS DRAWING TOGETHER WITH THE COPYRIGHT THEREIN ARE THE SOLE PROPERTY OF N.I.S.O.C./ FIELDS

BINAK OILFIELD DEVELOPMENT SURFACE FACILITIES GAS COMPRESSOR STATION

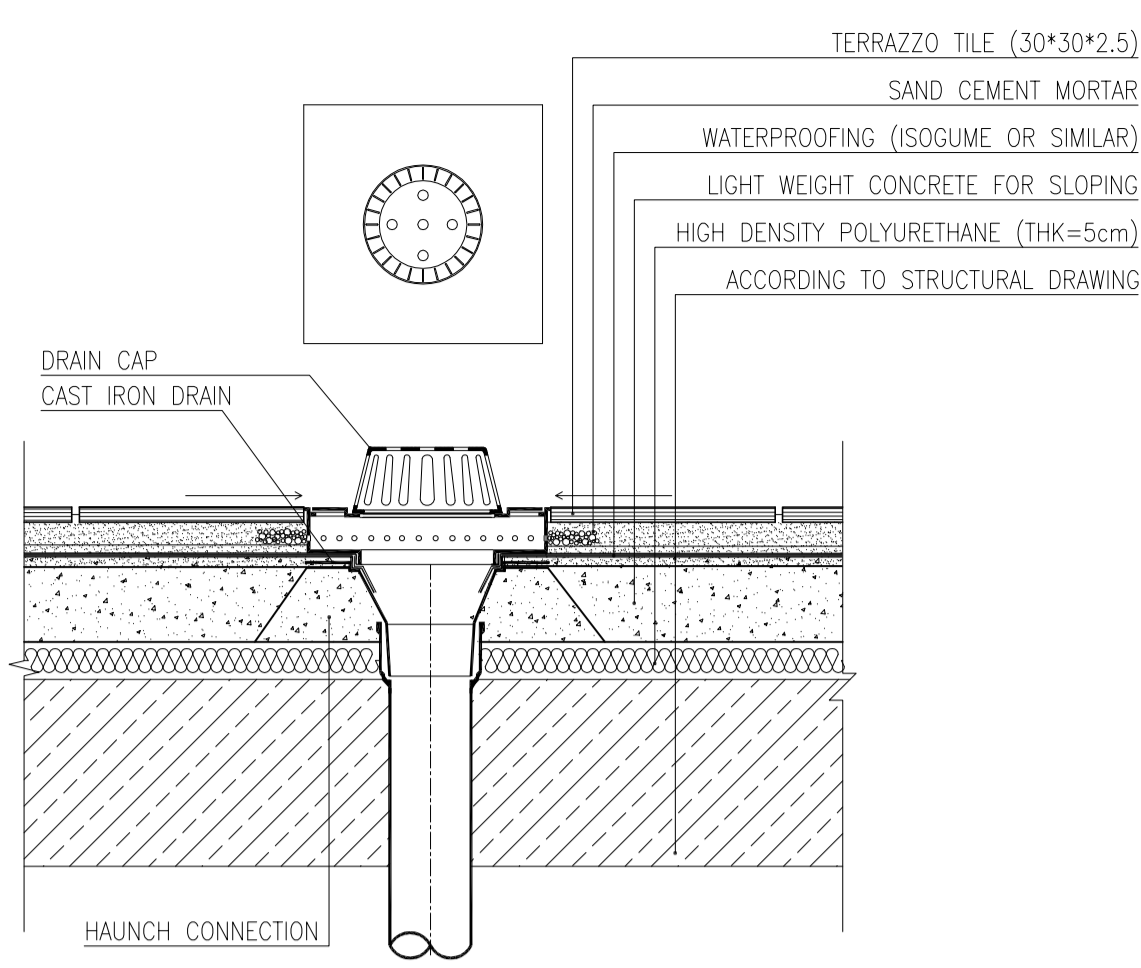
DATE	SCALE	DRAWING BY	CHECKED BY	PROJECT ENG.

DRAWING TITLE: Architectural Drawing For CCTV Control Room- Binak GCS SECTIONS AND DETAILS

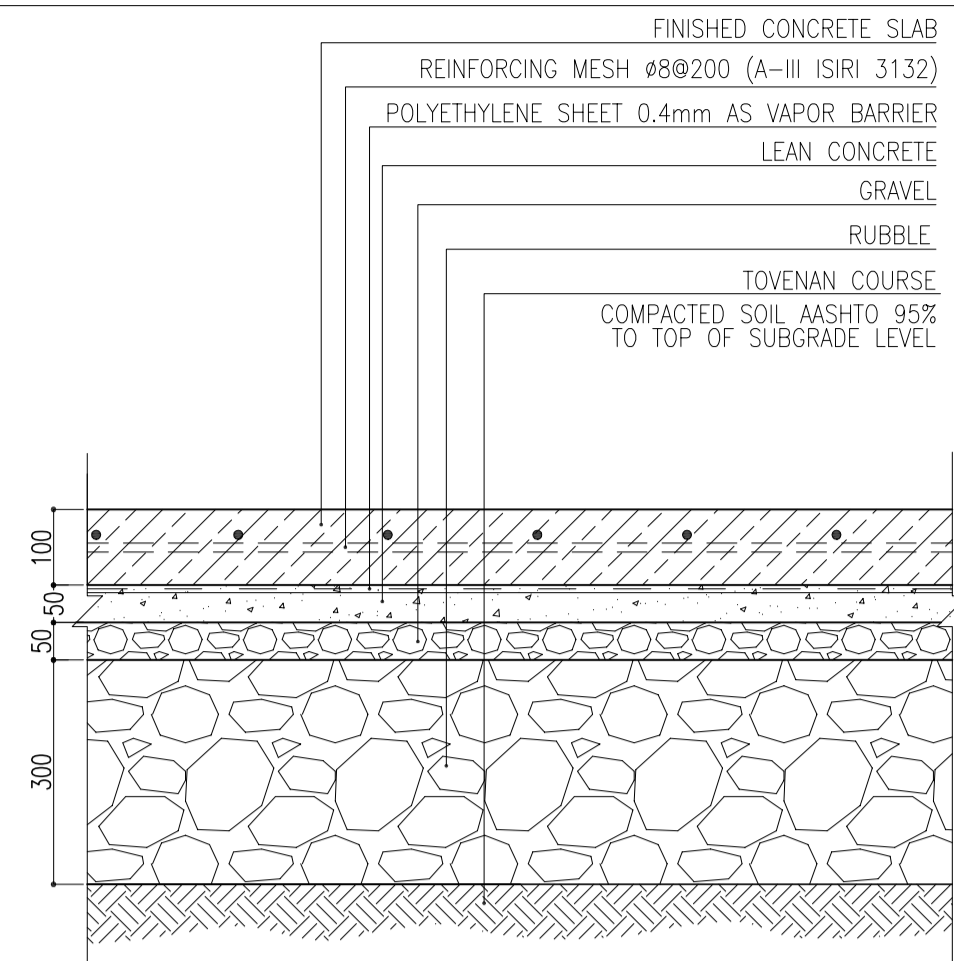
SCALE	SIZE	DRAWING NO.	SHEET NO.	REV.	BUDGET REF.	LOCATION	SIZE	CLASS	SERIAL NO.	SHEET	REVISION
AS SHOWN	A1	BK-GCS-PEDCO-120-AR-DW-0008	05 OF 11	D05	053-073-9184	F	4	B	709396	05 OF 11	D05

NO CONSTRUCTION PERMITTED UNLESS DRAWING APPROVED

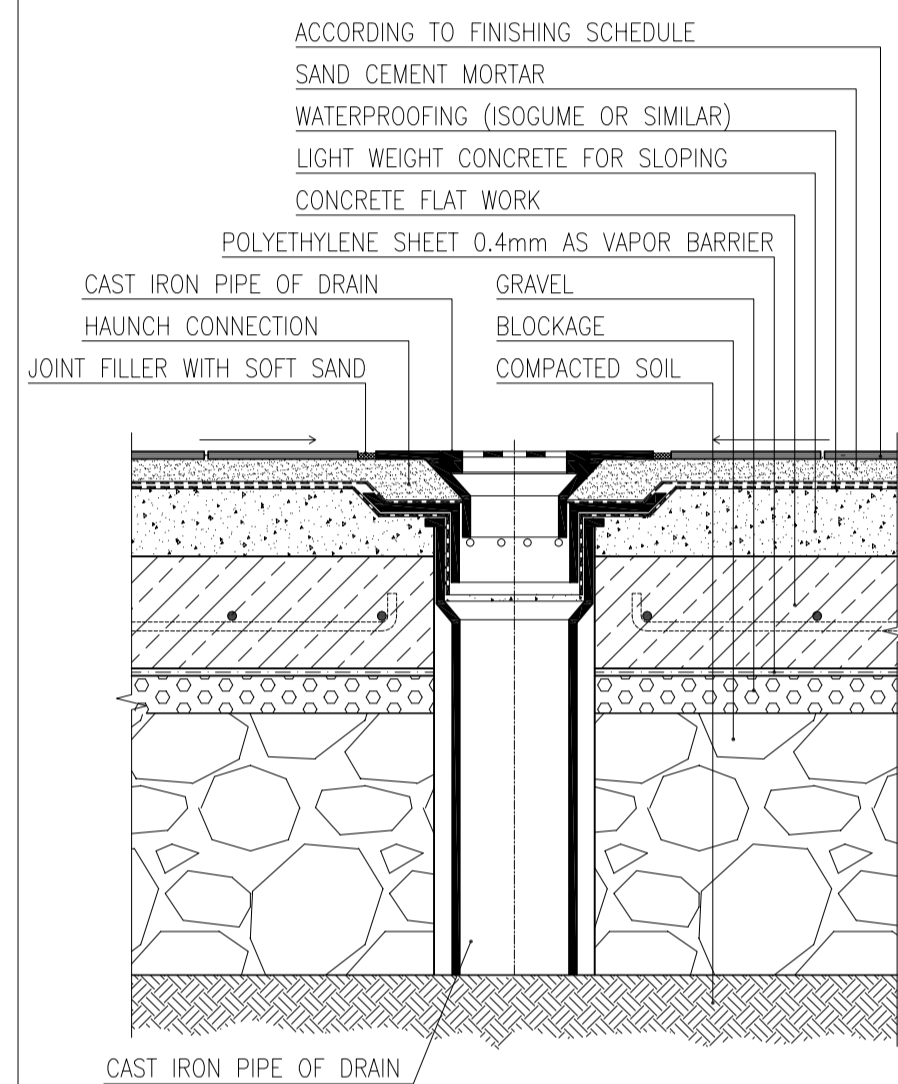
APPROVED FOR CONSTRUCTION BY: DATE:



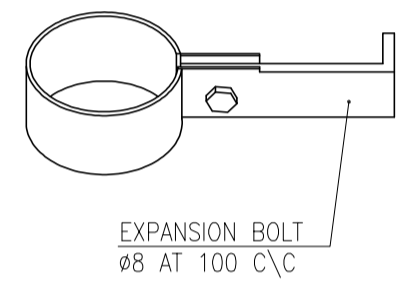
DETAIL 04
Sc:1/10



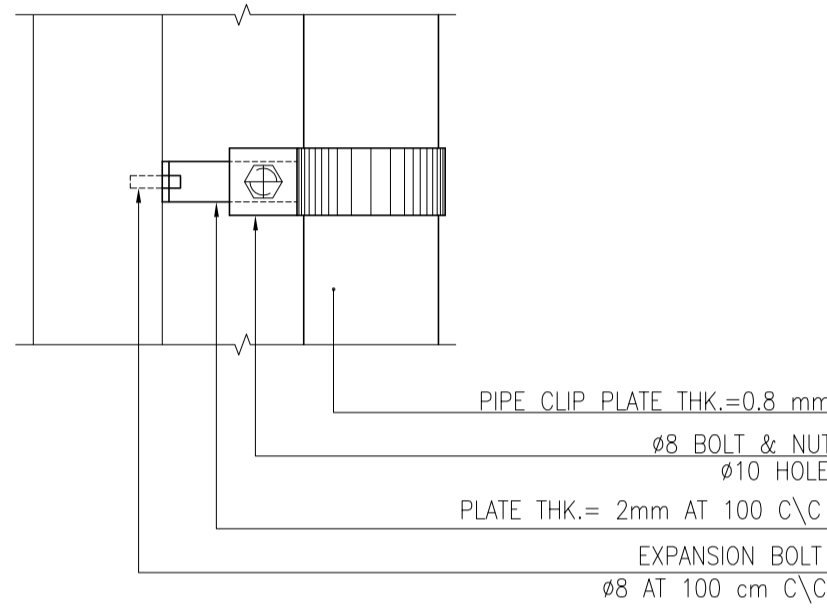
DETAIL 08
Sc:1/10



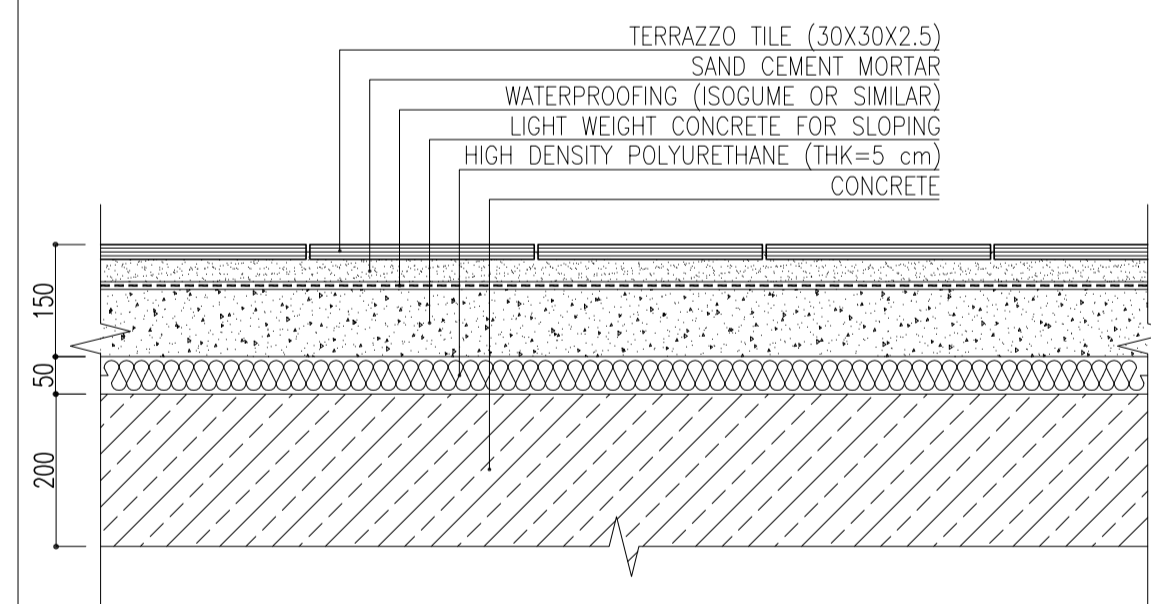
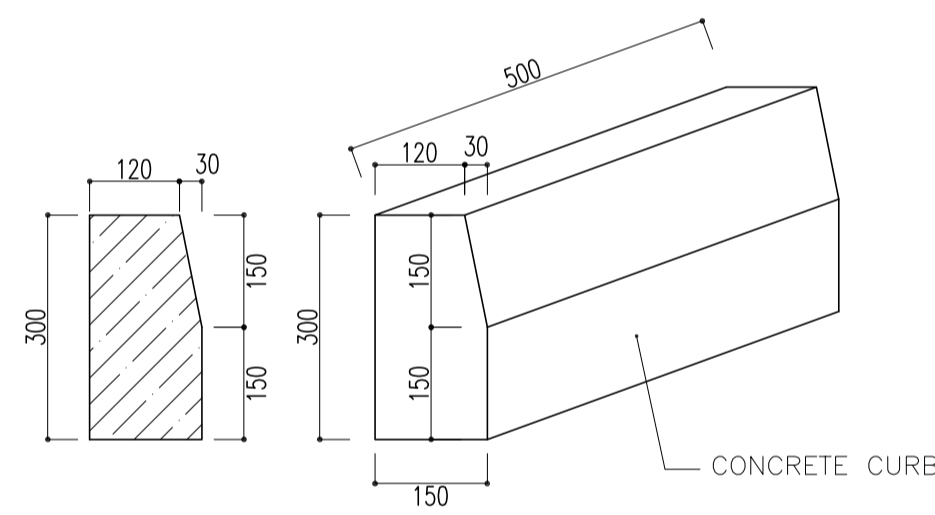
DETAIL 05
Sc:1/10



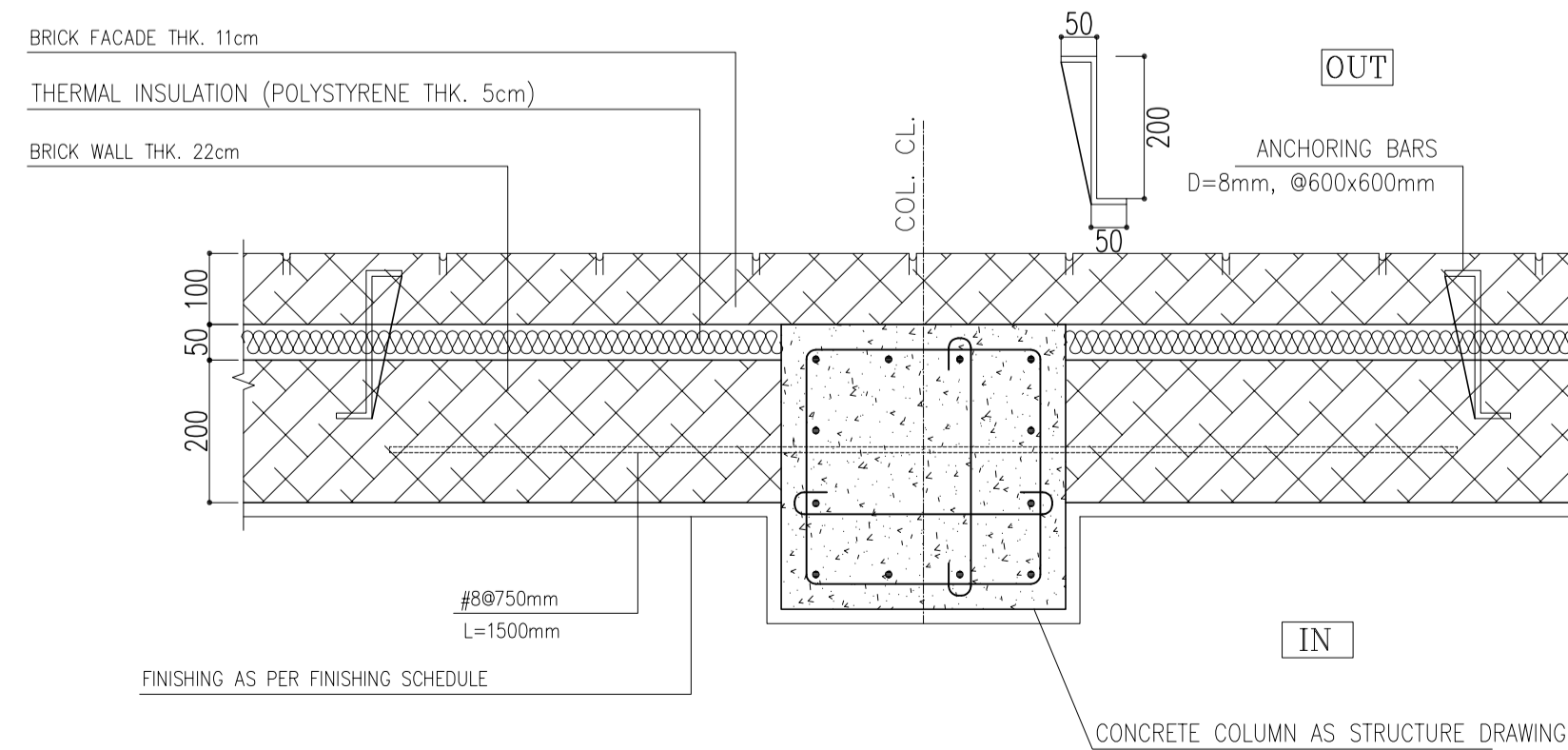
DETAIL 10
Sc:1/5



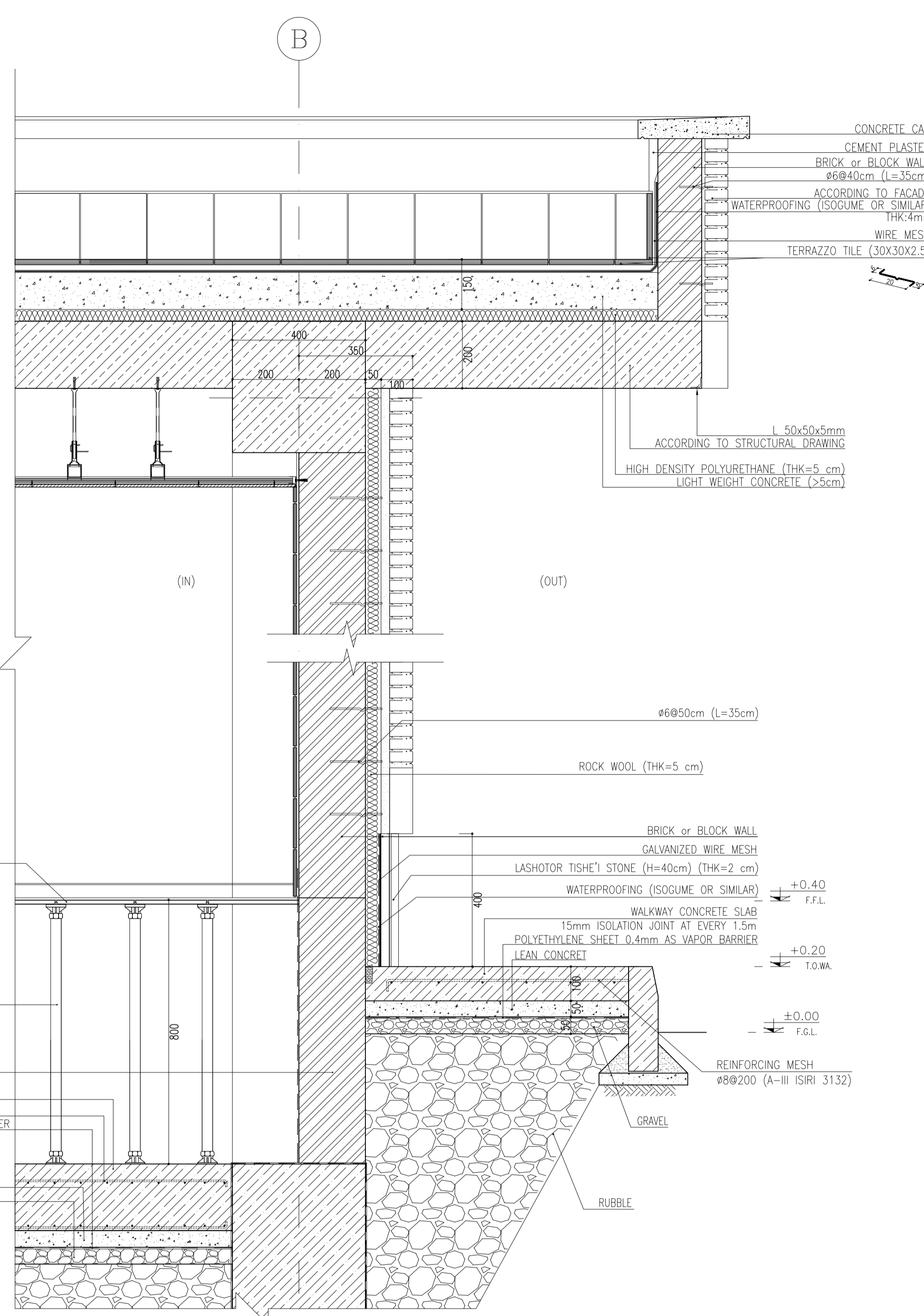
DETAIL 11
Sc:1/10



DETAIL 07
Sc:1/10



DETAIL 12
Sc:1/10



1 WALL SECTION 1
SC:1:20

NOTES

- ALL DIMENSIONS ARE IN MILLIMETER & ALL ELEVATIONS ARE IN METER.
- ALL DIMENSIONS AND ELEVATIONS SHALL BE CHECKED BY THE CONTRACTOR PRIOR TO CONSTRUCTION.
- CONTRACTOR SHALL COMPARE ALL ARCHITECTURAL, MECHANICAL, ELECTRICAL, PIPING AND STRUCTURAL DRAWINGS AND IN CASE OF ANY CONFLICTS OR DISCREPANCY, NOTIFY THE ENGINEER.
- ALL MATERIALS ARE SELECTED FROM THE HIGHEST QUALITY AND MUST BE APPROVED BY THE CLIENT.
- ALL OPENINGS FOR PIPING/CABLING AND HVAC OPENINGS SHALL BE CONSIDERED AS PER RELATED DRAWINGS BEFORE CONSTRUCTION.
- FINISH GRADING LEVEL (F.G.L.) : +11.20 (M.S.L.) = ±0.00 (LOCAL)

LEGEND

F.F.L. FINISHED FLOOR LEVEL
T.O.W.A. TOP OF WALKWAY
T.O.P. TOP OF PARAPET
T.O.S. TOP OF SLAB
T.O.D. TOP OF DOOR
T.O.W. TOP OF WINDOW
B.O.W. BOTTOM OF WINDOW
T.O.C. TOP OF CAGE
B.O.C. BOTTOM OF CAGE
B.O.F. BOTTOM OF FALSE FLOOR
B.O.SU. BOTTOM OF SUSPENDED
B.O.S. BOTTOM OF SLEEVE
F.G.L. FINISH GROUND LEVEL

BRICK WORK
REINFORCED CONCRETE
LEAN CONCRETE
BLOCKAGE
GRAVEL
GYPSUM BOARD
PVC SUSPENDED CEILING
FALSE FLOOR
BRICK FACING

REFERENCE DRAWING

STANDARD DRAWING FOR ARCHITECTURAL DETAILS	DRG. No.
SITE SEWORAGE SYSTEM LAYOUT & DETAILS	BK-GNRL-PEDCO-000-AR-DW-0001
CABLE TRENCH AND DUCT BANK LAYOUT	BK-GCS-PEDCO-120-CV-PY-0001
ROAD, PAVING AND PLANT FINISH GRADING BUILDING & SECTIONS	BK-GCS-PEDCO-120-CV-PY-0005
ELECTRICAL CABLE ROUTE & SECTION LAYOUT FOR BUILDING & SHEELER	BK-GCS-PEDCO-120-EL-PY-0006
FOUNDATION DRAWING FOR CCTV CONTROL ROOM - BINAK GCS	BK-GCS-PEDCO-120-ST-DW-0075
STRUCTURAL DRAWING FOR CCTV CONTROL ROOM - BINAK GCS	BK-GCS-PEDCO-120-ST-DW-0076
STANDARD DETAILS FOR LADDER & SAFETY CAGE	BK-GNRL-PEDCO-000-ST-DW-0009
HVAC SYSTEM LAYOUT AND PLUMBING FOR CCTV CONTROL ROOM	BK-GCS-PEDCO-120-HV-PY-0009
PLUMBING & SEWAGE PIPING LAYOUT FOR CCTV CONTROL ROOM	BK-GCS-PEDCO-120-HV-PY-0013
UNIT PILOT PLAN DRAWING	BK-GCS-PEDCO-120-PI-PY-0001

KEY PLAN

REV.	DATE	DESCRIPTION	BY	DATE	BY	DATE
D05	JAN.2024	AFC	R.BERLOUE	M.PAKHARIAN	S.Parsamanzpour	***
D04	SEP.2023	AFC	R.BERLOUE	M.PAKHARIAN	A.M.MOHSENI	***
D03	AUG.2023	IFA	R.BERLOUE	M.PAKHARIAN	A.M.MOHSENI	***
D02	MAY.2023	IFA	R.BERLOUE	M.PAKHARIAN	M.MEHRSHAD	***
D01	OCT.2022	IFA	R.BERLOUE	M.PAKHARIAN	M.MEHRSHAD	***
D00	JUN.2022	IFC	R.BERLOUE	M.PAKHARIAN	M.MEHRSHAD	***
REV.	DATE	P.O.I.S	PREP.	CHK.	APP.	AUT.

PROJECT NAME: BINAK OILFIELD DEVELOPMENT/SURFACE FACILITIES GAS COMPRESSOR STATION

PROJECT NO.: 971020

EPC CONTRACTOR: HIRGAN ENERGY - DESIGN & INSPECTION COMPANIES

EPD/EPC CONTRACTOR (GC): PETROIRAN DEVELOPMENT COMPANY

DRAWING TITLE: Architectural Drawing For CCTV Control Room- Binak GCS WALL SECTION AND DETAILS

SCALE: AS SHOWN

SIZE: A1

DRAWING NO.: BK-GCS-PEDCO-120-AR-DW-0008

SHEET NO.: 06 OF 11

REV.: D05

BUDGET REF. LOCATION SIZE CLASS SERIAL NO. SHEET REVISION: 053-073-9184 F 4 B 709396 06 OF 11 D05

احمل و کلیه نسخ این نقشه و حق انشاس متعلق به شرکت ملل مناطق نفت خیز جنوب میباشد.

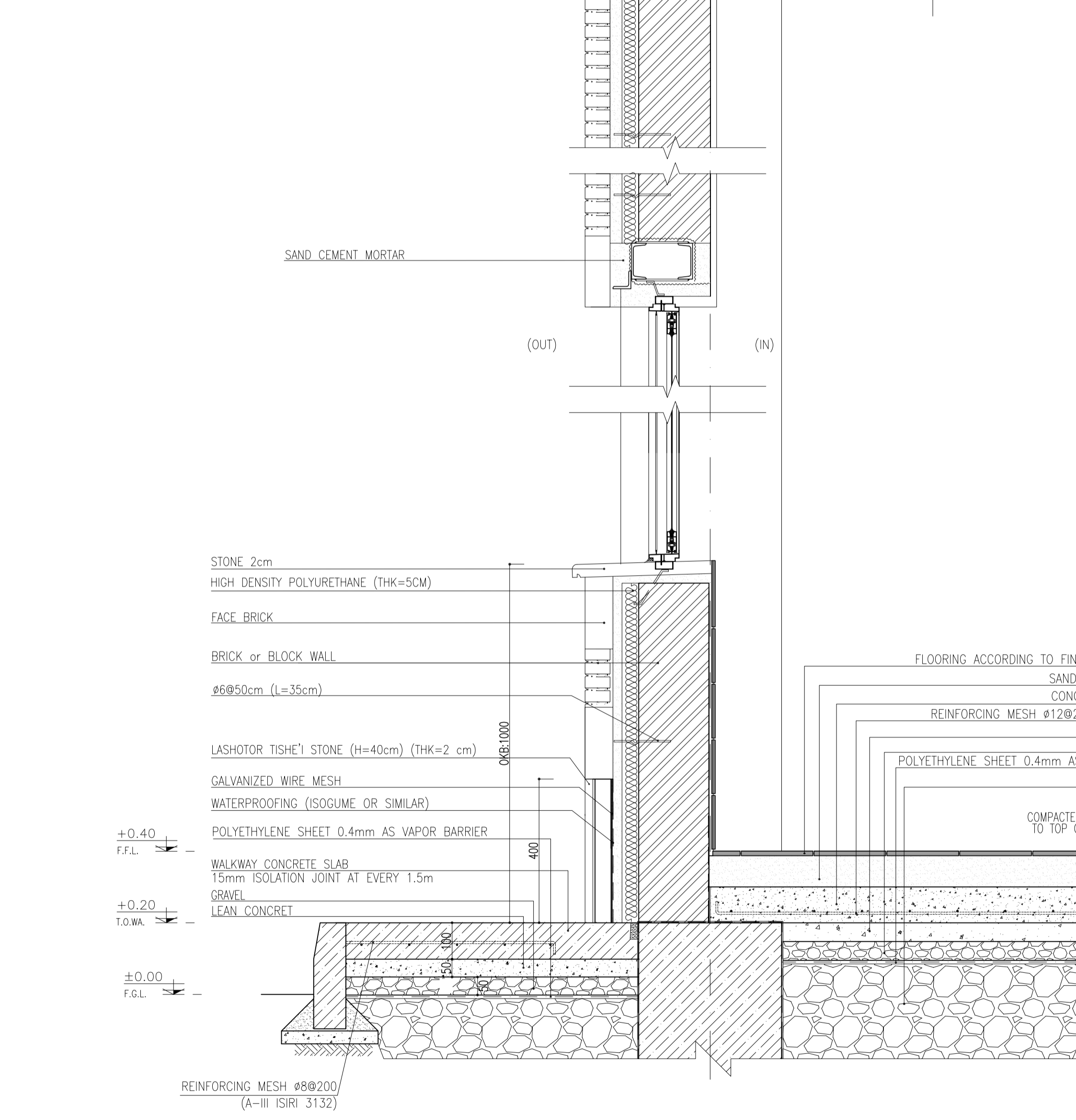
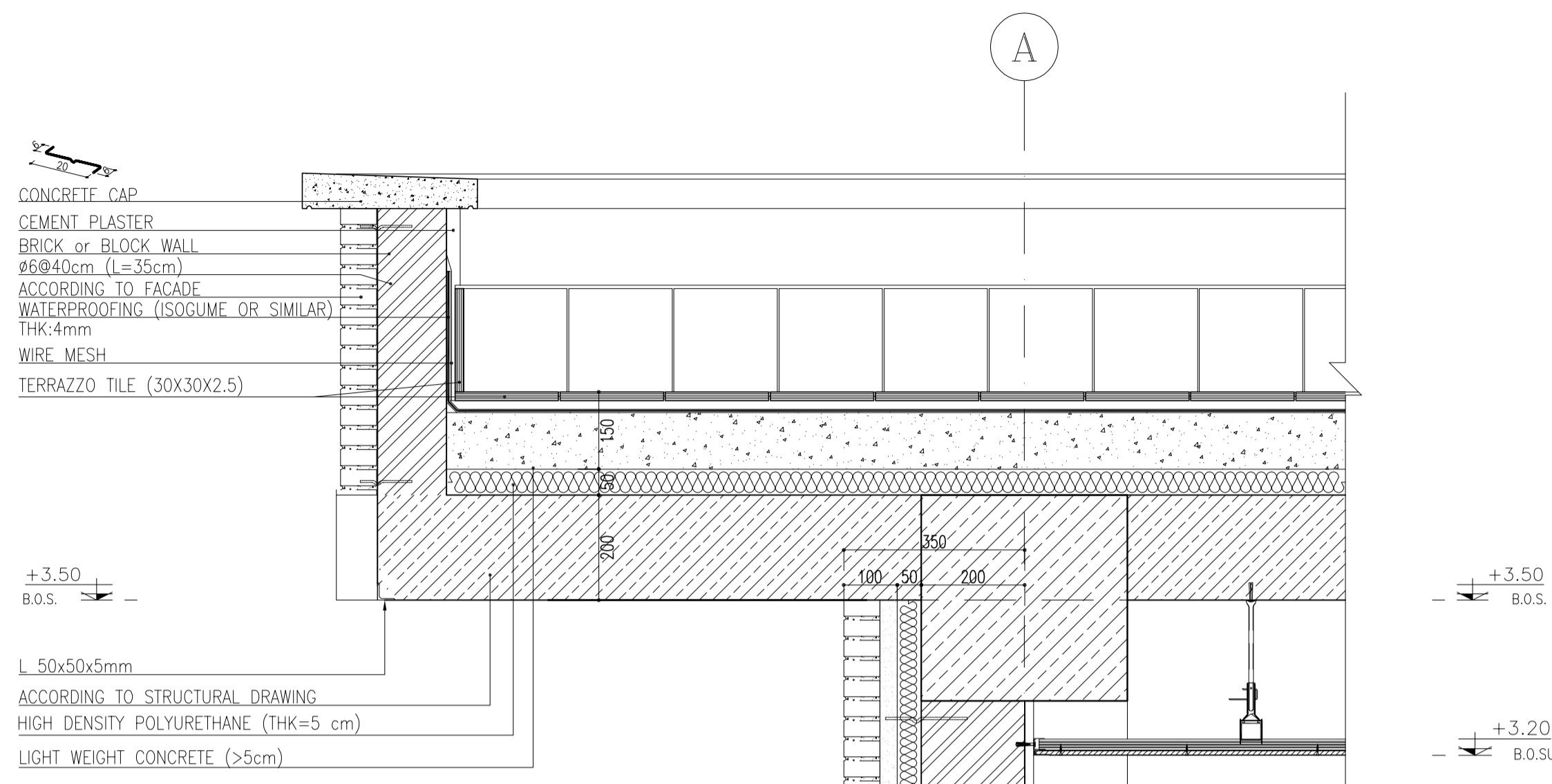
THE ORIGINAL AND ALL COPIES OF THIS DRAWING TOGETHER WITH THE COPYRIGHT THEREIN ARE THE SOLE PROPERTY OF N.I.S.O.C./ FIELDS

BINAK OILFIELD DEVELOPMENT SURFACE FACILITIES GAS COMPRESSOR STATION

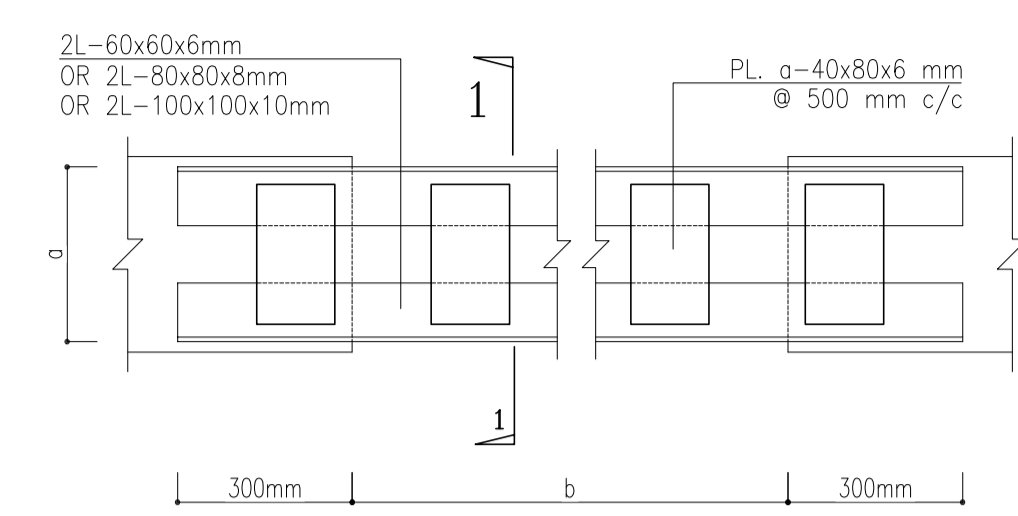
DATE	SCALE	DRAWING BY	CHECKED BY	PROJECT ENG.

NO CONSTRUCTION PERMITTED UNLESS DRAWING APPROVED

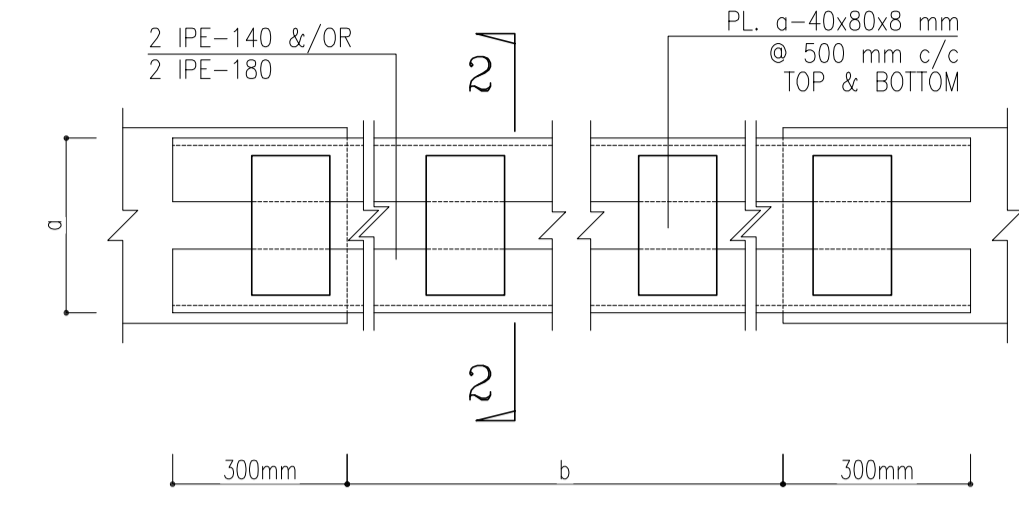
APPROVED FOR CONSTRUCTION	BY:	DATE:



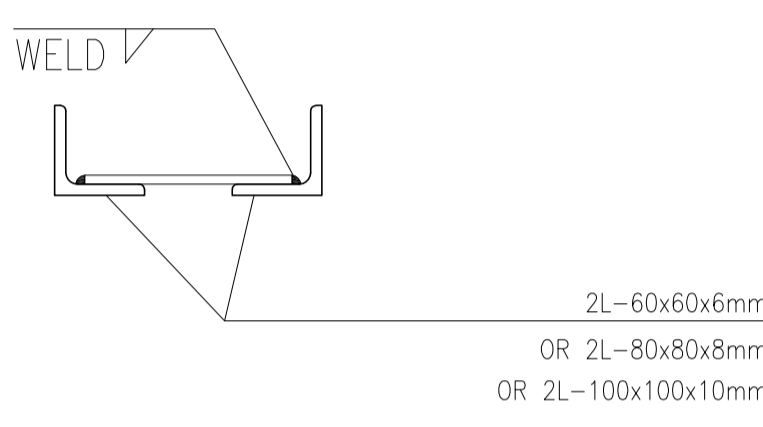
2 WALL SECTION
SC.1:10 (02 OF 11)



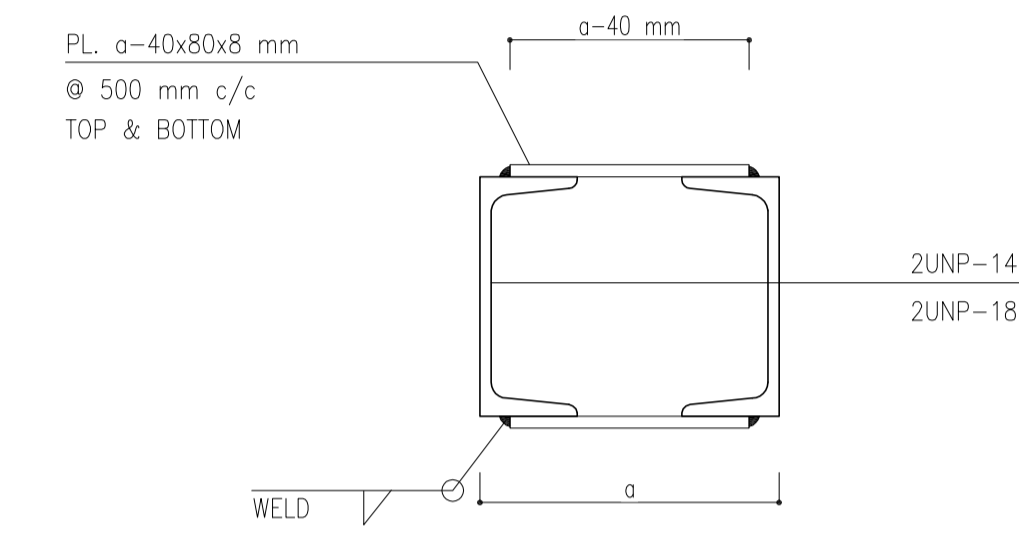
LINTEL PLAN -2L
Sc: N.T.S.



LINTEL PLAN -2 IPE
Sc: N.T.S.



TYP. SECTION 1-1
Sc: 1:5



TYP. SECTION 2-2
Sc: 1:10

LINTEL SCHEDULE				
WIDTH a	SPAN b mm	PROFILE mm		
		a>200	a<200	
VARIES- IT DEPENDS ON WALL THICKNESS AND IT'S FINISHING. REFER TO ARCHITECTURAL DWGS.	b<=1100	2L-60x60x6	UNP 100	
	1100<b<=1500	2L-80x80x8	UNP 100	
	1500<b<=2100	2L-100x100x10	2UNP 80	
	2100<b<=3000	2UNP 160	2UNP 100	
	3000<b<=3600	2UNP 180	2UNP 100	

8 LINTEL SCHEDULE

- NOTES**
1. ALL DIMENSIONS ARE IN MILLIMETER & ALL ELEVATIONS ARE IN METER.
 2. ALL DIMENSIONS AND ELEVATIONS SHALL BE CHECKED BY THE CONTRACTOR PRIOR TO CONSTRUCTION.
 3. CONTRACTOR SHALL COMPARE ALL ARCHITECTURAL, MECHANICAL, ELECTRICAL, PIPING AND STRUCTURAL DRAWINGS AND IN CASE OF ANY CONFLICTS OR DISCREPANCY, NOTIFY THE ENGINEER.
 4. ALL MATERIALS ARE SELECTED FROM THE HIGHEST QUALITY AND MUST BE APPROVED BY THE CLIENT.
 5. ALL OPENINGS FOR PIPING/CABLING AND HVAC OPENINGS SHALL BE CONSIDERED AS PER RELATED DRAWINGS BEFORE CONSTRUCTION.
 6. FINISH GRADING LEVEL (F.G.L.) : +11.20 (M.S.L.) = ±0.00 (LOCAL)

LEGEND

F.F.L.	FINISHED FLOOR LEVEL		
T.O.WA.	TOP OF WALKWAY		
T.O.P.	TOP OF PARAPET		
T.O.S.	TOP OF SLAB		
T.O.D.	TOP OF DOOR		
T.O.W.	TOP OF WINDOW		
B.O.W.	BOTTOM OF WINDOW		
T.O.C.	TOP OF CAGE		
B.O.C.	BOTTOM OF CAGE		
B.O.F.	BOTTOM OF FALSE FLOOR		
B.O.SU.	BOTTOM OF SUSPENDED		
B.O.S.	BOTTOM OF SLEEVE		
F.G.L.	FINISH GROUND LEVEL		

	BRICK WORK		BRICK FACING
	REINFORCED CONCRETE		
	LEAN CONCRETE		
	BLOCKAGE		
	GRAVEL		
	GYPSUM BOARD		
	PVC SUSPENDED CEILING		
	FALSE FLOOR		

REFERENCE DRAWING	DRG. No.
STANDARD DRAWING FOR ARCHITECTURAL DETAILS	BK-GNRL-PEDCO-000-AR-DW-0001
SITE SEWAGE SYSTEM LAYOUT & DETAILS	BK-GCS-PEDCO-120-CV-PY-0001
CABLE TRENCH AND DUCT BANK LAYOUT	BK-GCS-PEDCO-120-CV-PY-0002
ROAD, PAVING AND PLANT FINISH GRADING LAYOUT & SECTIONS	BK-GCS-PEDCO-120-CV-PY-0005
ELECTRICAL CABLE ROUTE & SECTION LAYOUT FOR BUILDING & SHELTER	BK-GCS-PEDCO-120-EL-PY-0006
FOUNDATION DRAWING FOR CCTV CONTROL ROOM - BINAK GCS	BK-GCS-PEDCO-120-ST-DW-0075
STRUCTURAL DRAWING FOR CCTV CONTROL ROOM - BINAK GCS	BK-GCS-PEDCO-120-ST-DW-0076
STANDARD DETAILS FOR LADDER & SAFETY CAGE	BK-GNRL-PEDCO-000-ST-DW-0009
HVAC SYSTEM LAYOUT AND PLUMBING FOR CCTV CONTROL ROOM	BK-GCS-PEDCO-120-HV-PY-0009
PLUMBING & SEWAGE PIPING LAYOUT FOR CCTV CONTROL ROOM	BK-GCS-PEDCO-120-HV-PY-0013
UNIT PILOT PLAN DRAWING	BK-GCS-PEDCO-120-PI-PY-0001

KEY PLAN

REV.	DATE	P.O.I.S	PREP.	CHK.	APP.	AUT.
D05	JAN.2024	AFC	R.BERLOUE	M.PAKHARIAN	S.Parsamanzour	***
D04	SEP.2023	AFC	R.BERLOUE	M.PAKHARIAN	A.M.MOHSSENI	***
D03	AUG.2023	IFA	R.BERLOUE	M.PAKHARIAN	A.M.MOHSSENI	***
D02	MAY.2023	IFA	R.BERLOUE	M.PAKHARIAN	M.MEHRSHAD	***
D01	OCT.2022	IFA	R.BERLOUE	M.PAKHARIAN	M.MEHRSHAD	***
D00	JUN.2022	IFC	R.BERLOUE	M.PAKHARIAN	M.MEHRSHAD	***

PROJECT NAME: BINAK OILFIELD DEVELOPMENT/SURFACE FACILITIES GAS COMPRESSOR STATION

PROJECT NO.: 971020

EPC CONTRACTOR: HIRGAN ENERGY - DESIGN & INSPECTION COMPANIES

EPD/EPC CONTRACTOR (GC): PETROIRAN DEVELOPMENT COMPANY

DRAWING TITLE: Architectural Drawing For CCTV Control Room- Binak GCS WALL SECTION AND DETAILS

SCALE: AS SHOWN | **SIZE:** A1 | **DRAWING NO.:** BK-GCS-PEDCO-120-AR-DW-0008 | **SHEET NO.:** 07 OF 11 | **REV.:** D05

THE ORIGINAL AND ALL COPIES OF THIS DRAWING TOGETHER WITH THE COPYRIGHT THEREIN ARE THE SOLE PROPERTY OF N.I.S.O.C./ FIELDS

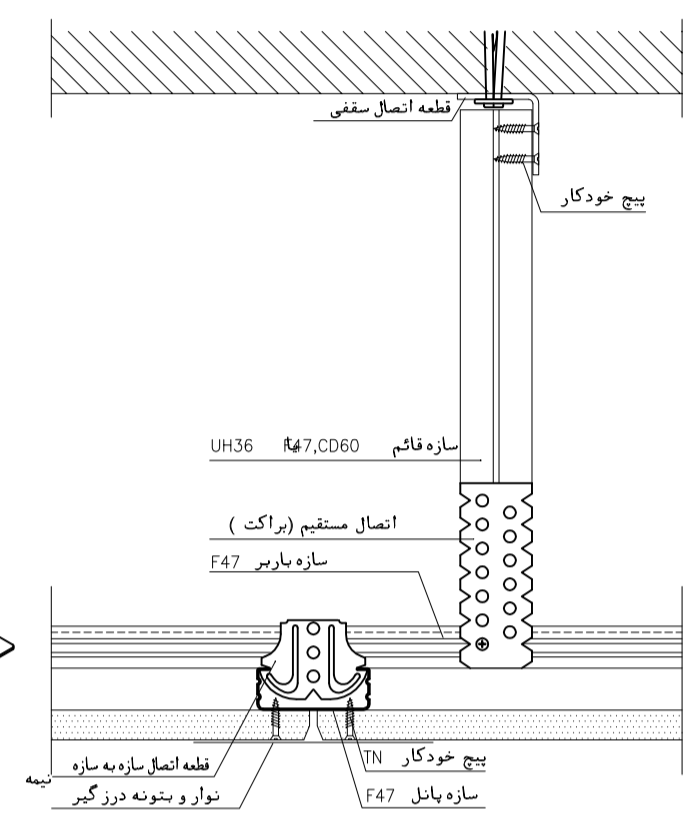
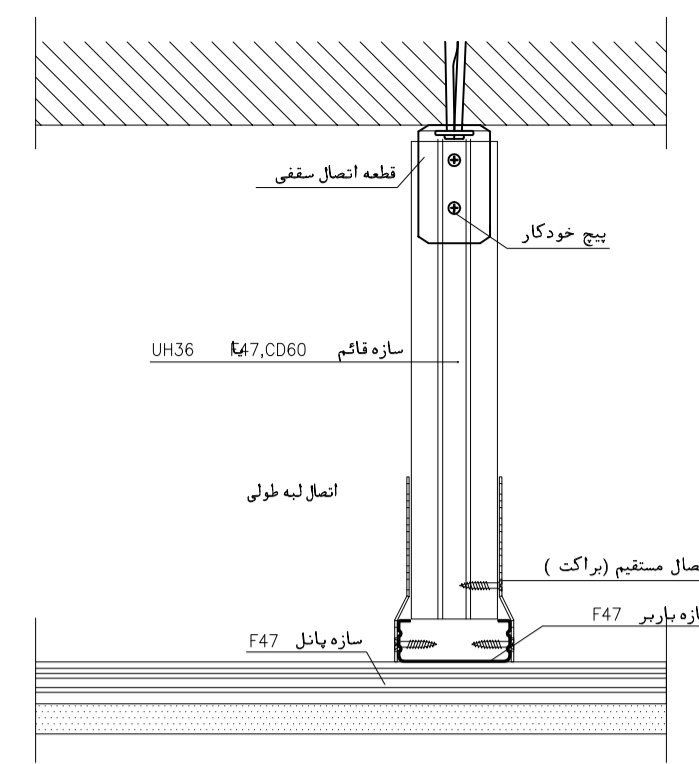
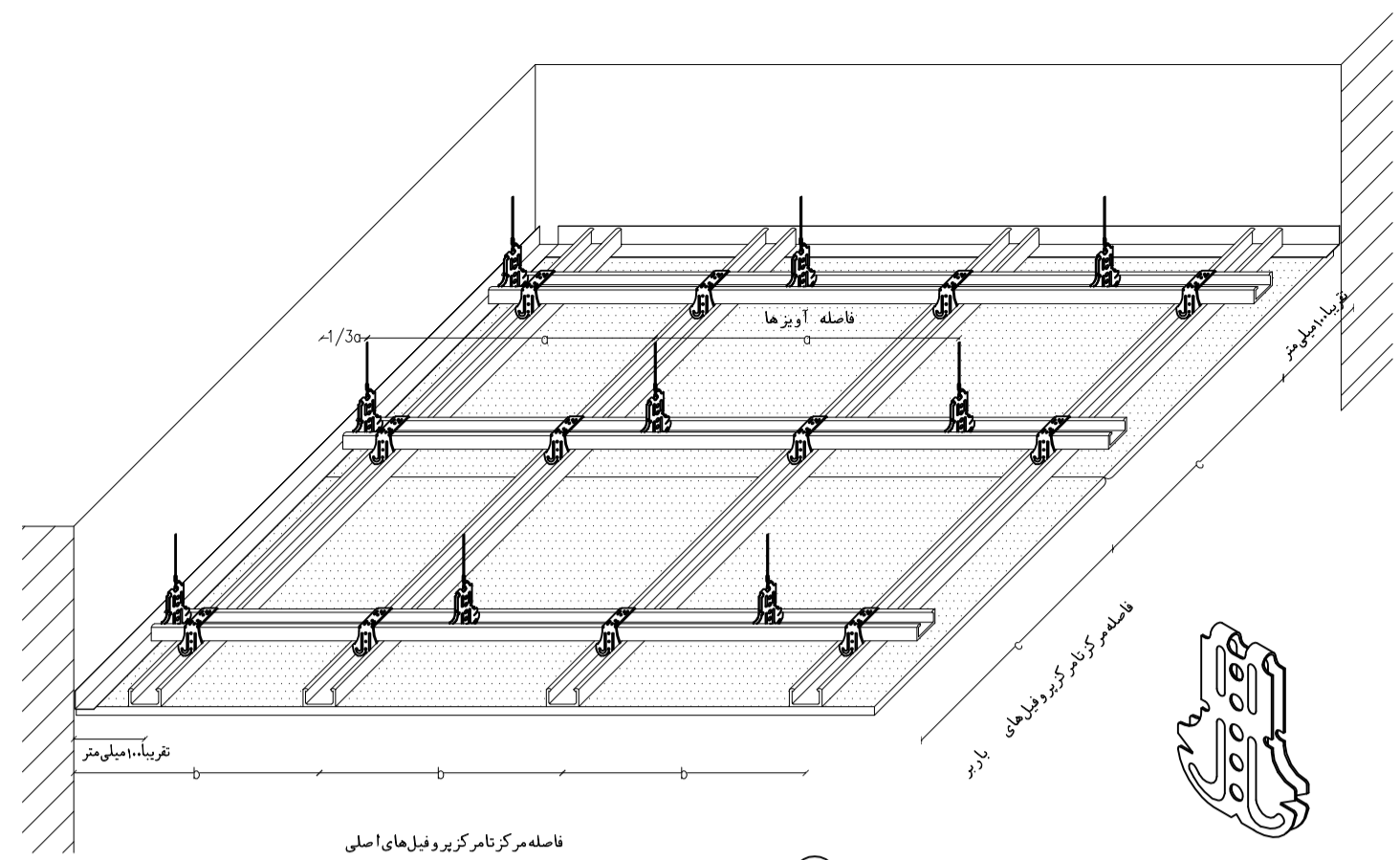
BINAK OILFIELD DEVELOPMENT SURFACE FACILITIES GAS COMPRESSOR STATION

DATE	SCALE	DRAWING BY	CHECKED BY	PROJECT ENG.
------	-------	------------	------------	--------------

NO CONSTRUCTION PERMITTED UNLESS DRAWING APPROVED

APPROVED FOR CONSTRUCTION	BY:	DATE:
---------------------------	-----	-------

BUDGET REF.	LOCATION	SIZE	CLASS	SERIAL NO.	SHEET	REVISION
053-073-9184	F	4	B	709396	07 OF 11	D05

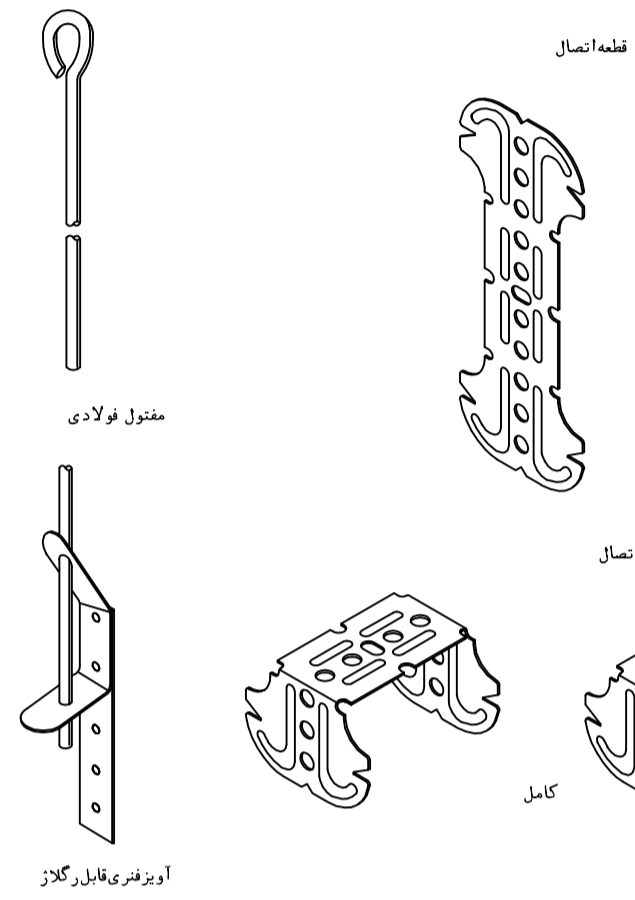


اندازه های رایج برای ضخامت روکش در آرایش مختلف (در ۱۸۱۸)

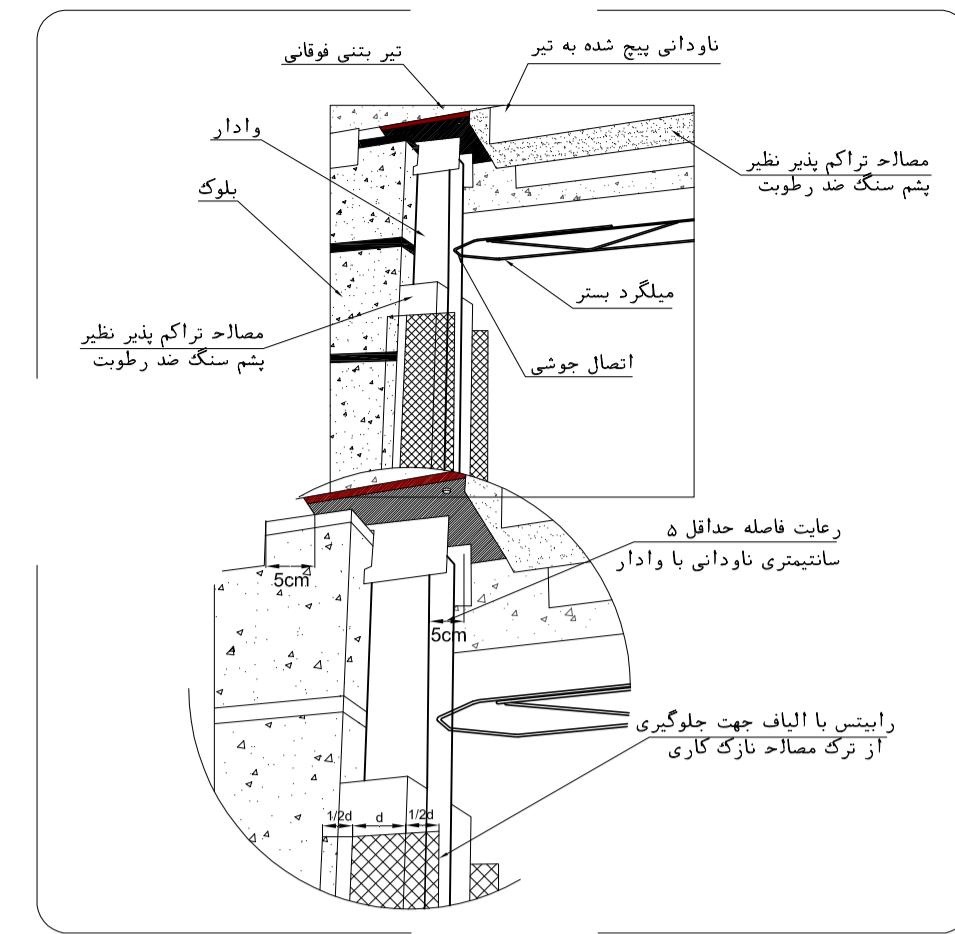
نوع ضخامت روکش در آرایش	ضخامت mm	فاصله بین پرونده های مناطق به میلی متر	آرایش آویزها	آرایش همزمان آویزها
معمولی	12.5	500	-b-	400
	15	550		
	18	600		

فواصل در زیرسازی فازی حداکثر عمده (کیلو وات/متر) بار سطحی P (KW/M²)

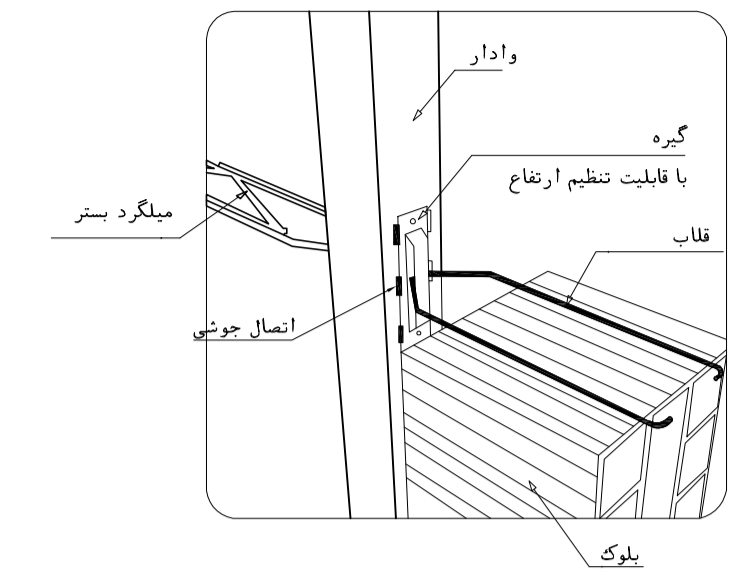
فاصله آویزها -a-	فاصله مرکز تا مرکز پرونده های باربر -c-	0.30 < p <= 0.50	0.15 < p <= 0.30	p <= 0.15
600	750			900
750	1000			



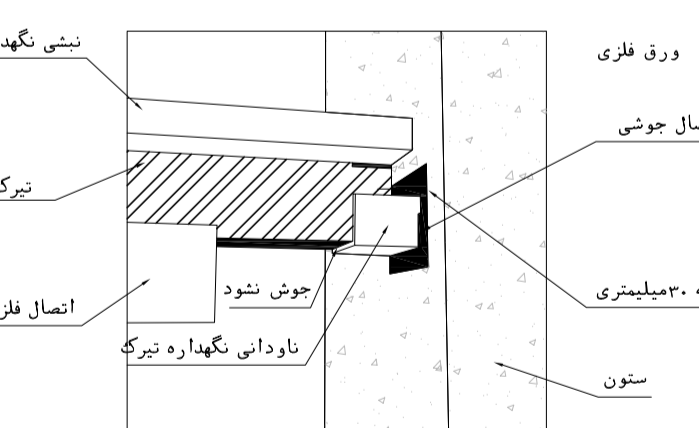
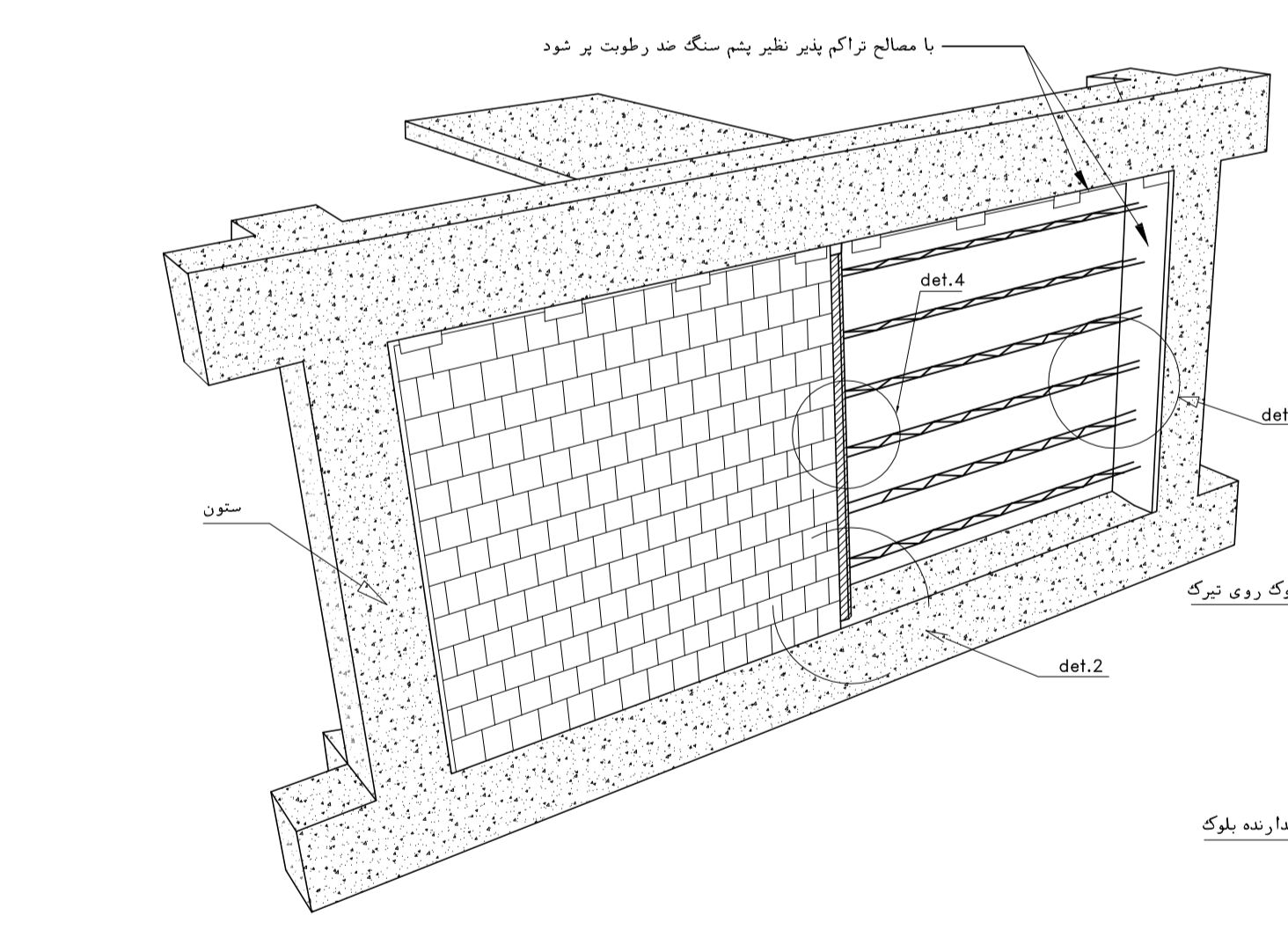
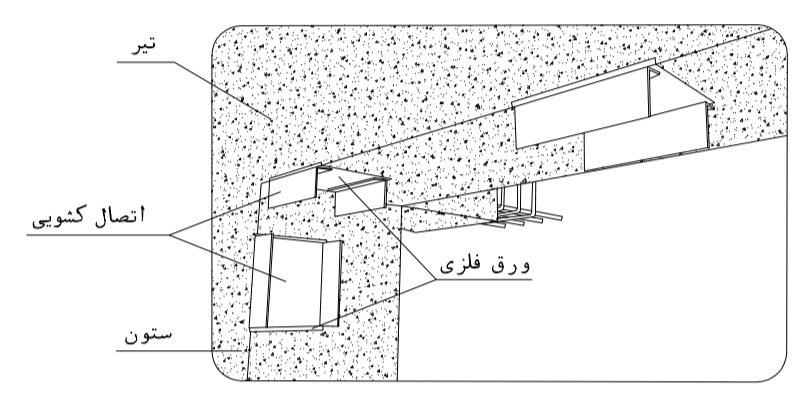
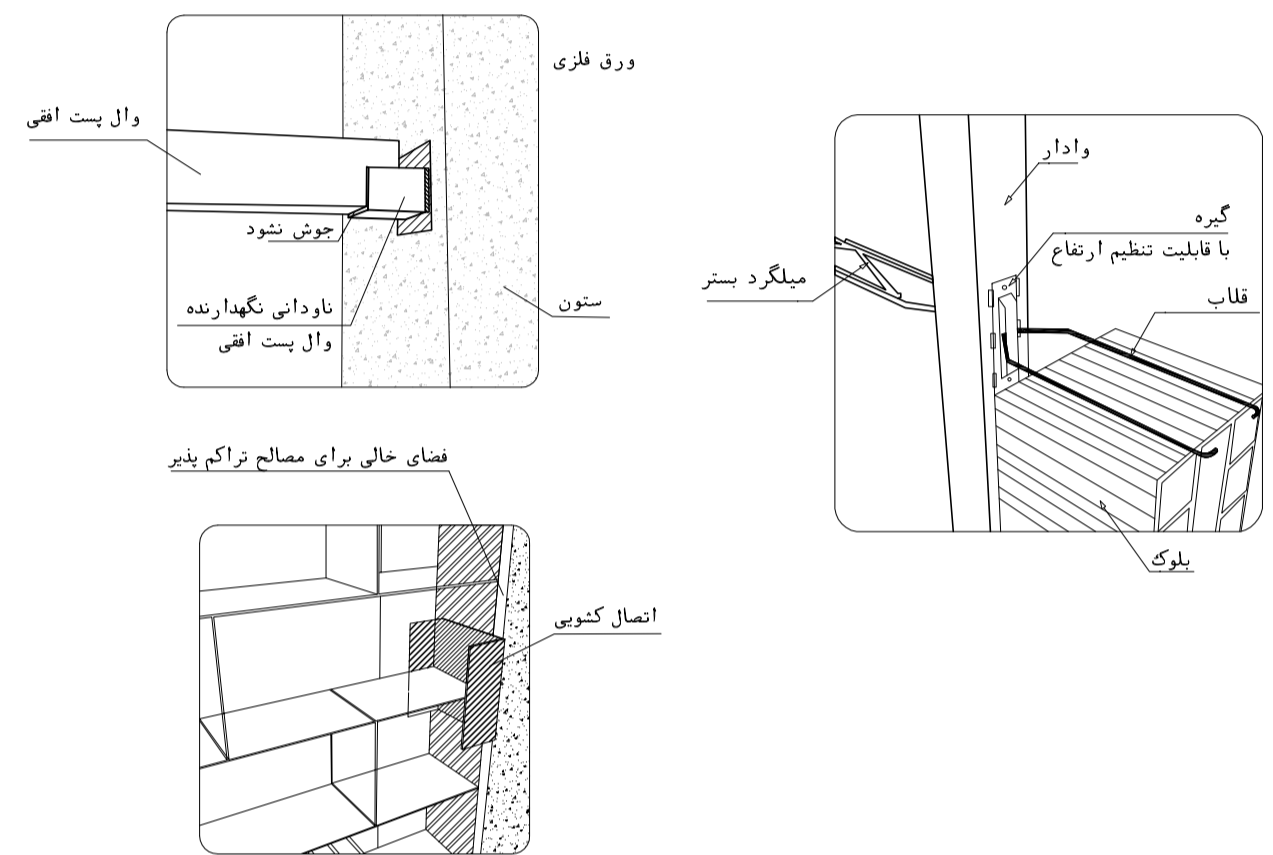
DETAIL FALSE ROOF
SC. N.T.S



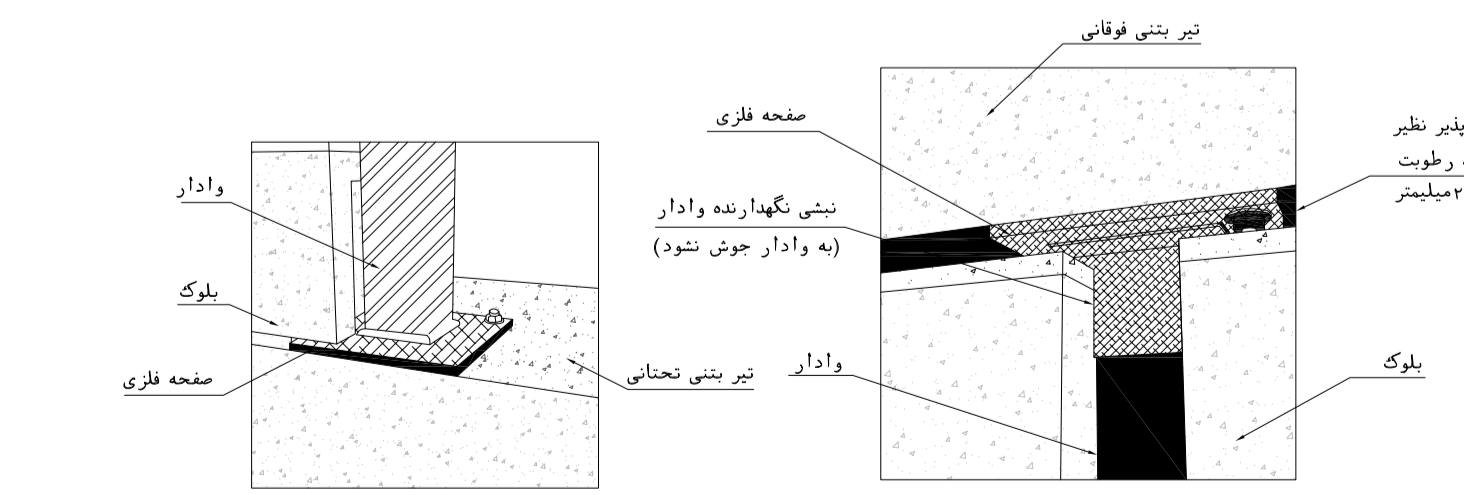
اجرای عایق پشم سنگ و مش الیاف یا رایبش بر روی وادر



میلگرد بستر در فاصله بین وادارها و انصال آن به وادر



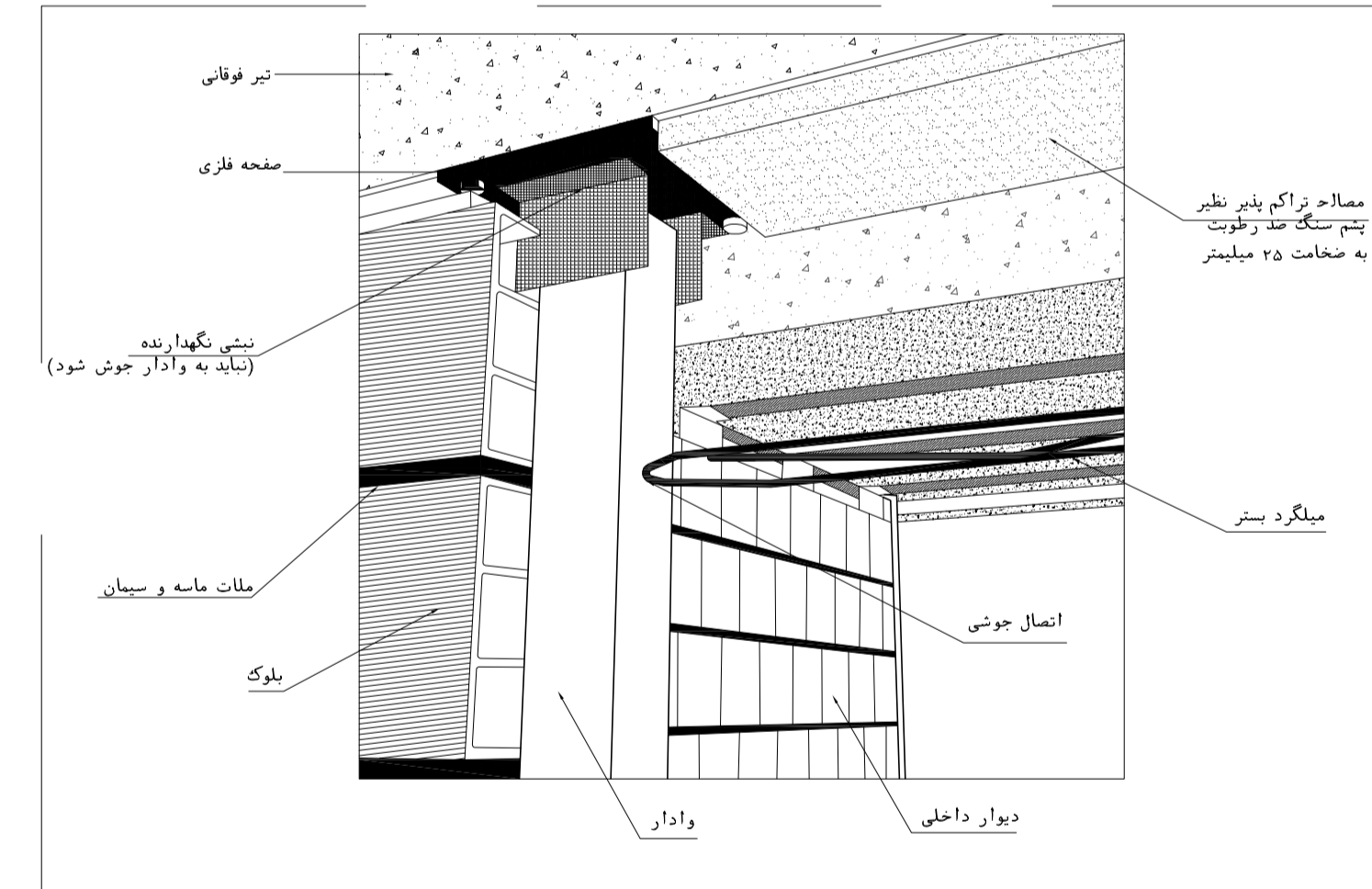
جزئیات اتصال تیرک به سئون بتنی
det.1



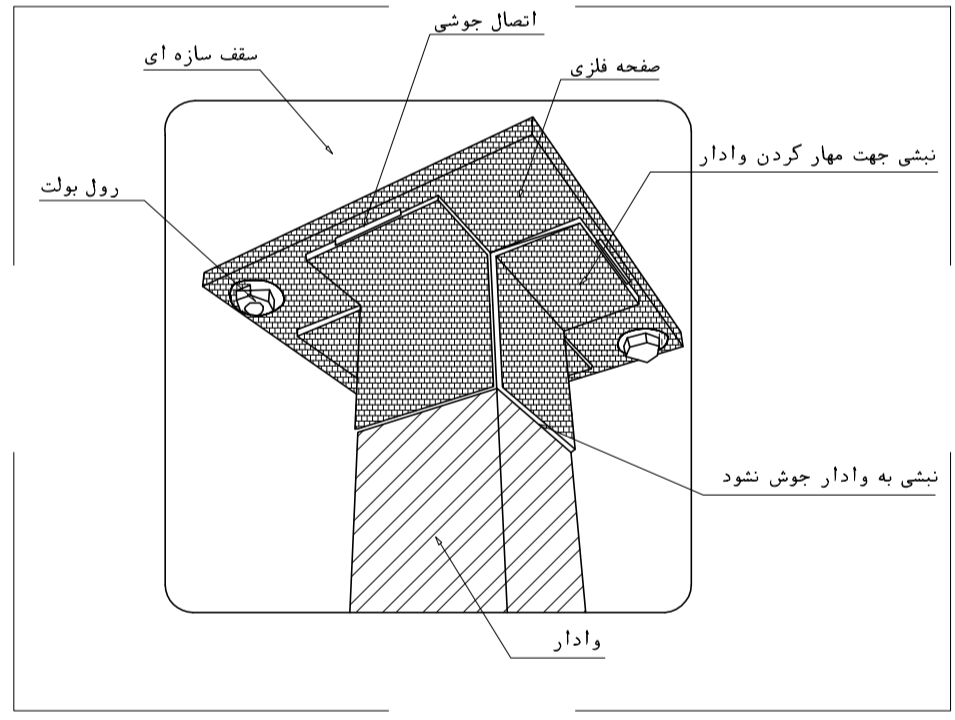
جزئیات اتصال میلگرد بستر به وادر
det.4

جزئیات اتصال وادر به زیر تیر فوقانی
det.3

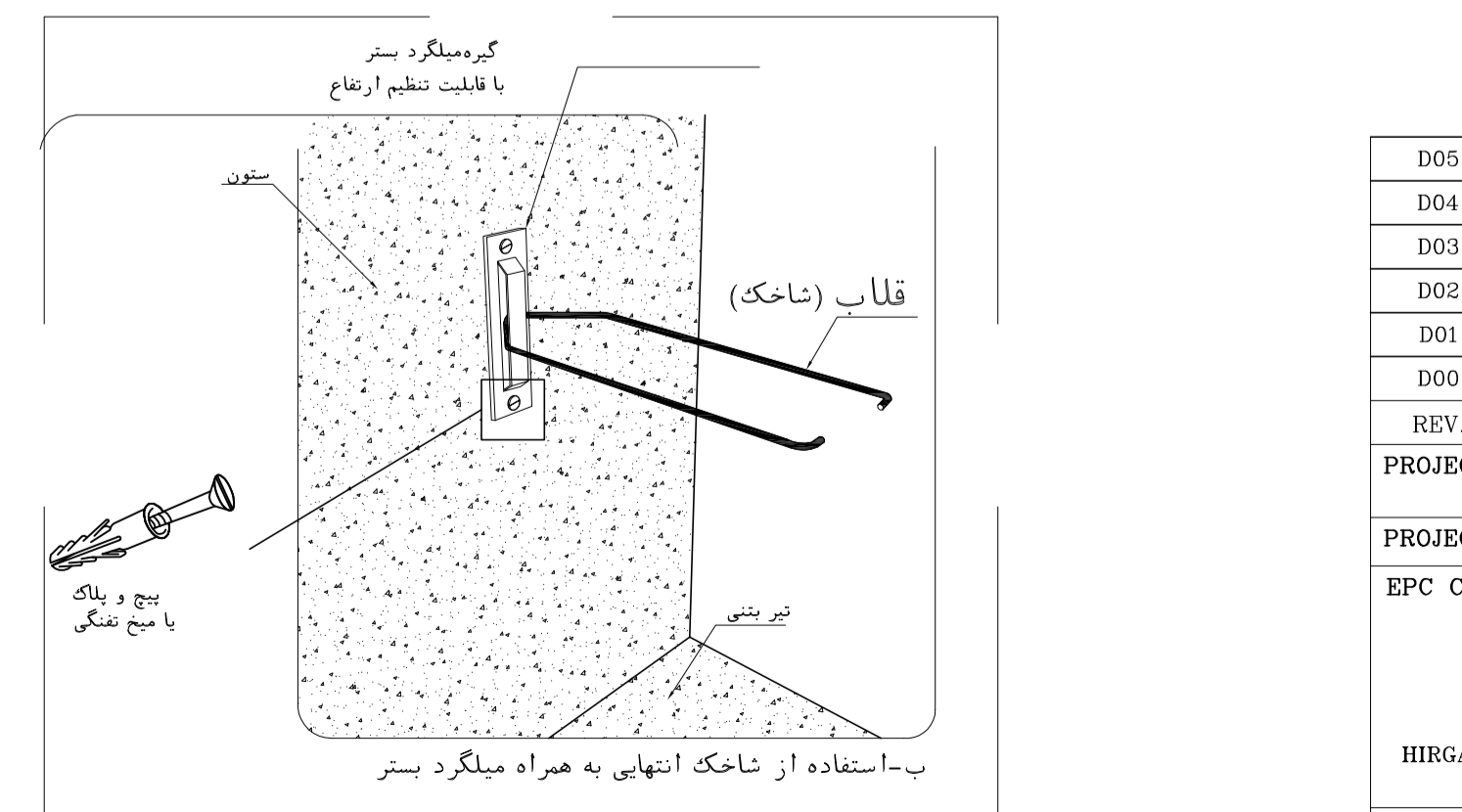
جزئیات اتصال وادر میانی روی تیر تحتانی
det.2



الف- به صورت اتصال کنشی با استفاده از نبشی



انصال وادر انتهایی در دیوار های خارج از قاب به صورت نلکوبی



روش های مهار دیوار به سئون جهت نیروی خارج از سفحه

NOTES

- ALL DIMENSIONS ARE IN MILLIMETER & ALL ELEVATIONS ARE IN METER.
- ALL DIMENSIONS AND ELEVATIONS SHALL BE CHECKED BY THE CONTRACTOR PRIOR TO CONSTRUCTION.
- CONTRACTOR SHALL COMPARE ALL ARCHITECTURAL, MECHANICAL, ELECTRICAL, PIPING AND STRUCTURAL DRAWINGS AND IN CASE OF ANY CONFLICTS OR DISCREPANCY, NOTIFY THE ENGINEER.
- ALL MATERIALS ARE SELECTED FROM THE HIGHEST QUALITY AND MUST BE APPROVED BY THE CLIENT.
- ALL OPENINGS FOR PIPING/CABLEING AND HVAC OPENINGS SHALL BE CONSIDERED AS PER RELATED DRAWINGS BEFORE CONSTRUCTION.
- FINISH GRADING LEVEL (F.G.L.) : +11.20 (M.S.L.) = ±0.00 (LOCAL)

LEGEND

REFERENCE DRAWING	DRG. No.
STANDARD DRAWING FOR ARCHITECTURAL DETAILS	BK-GNRL-PEDCO-000-AR-DW-0001
SITE SEWORAGE SYSTEM LAYOUT & DETAILS	BK-GCS-PEDCO-120-CV-PY-0001
CABLE TRENCH AND DUCT BANK LAYOUT	BK-GCS-PEDCO-120-CV-PY-0002
ROAD, PAVING AND PLANT FINISH GRADING LAYOUT & SECTIONS	BK-GCS-PEDCO-120-CV-PY-0005
ELECTRICAL CABLE ROUTE & SECTION LAYOUT FOR BUILDING & SHELTER	BK-GCS-PEDCO-120-EL-PY-0006
FOUNDATION DRAWING FOR CCTV CONTROL ROOM - BINAK GCS	BK-GCS-PEDCO-120-ST-DW-0075
STRUCTURAL DRAWING FOR CCTV CONTROL ROOM - BINAK GCS	BK-GCS-PEDCO-120-ST-DW-0076
STANDARD DETAILS FOR LADDER & SAFETY CAGE	BK-GNRL-PEDCO-000-ST-DW-0009
HVAC SYSTEM LAYOUT AND PLUMBING FOR CCTV CONTROL ROOM	BK-GCS-PEDCO-120-HV-PY-0009
PLUMBING & SEWAGE PIPING LAYOUT FOR CCTV CONTROL ROOM	BK-GCS-PEDCO-120-HV-PY-0013
UNIT PLOT PLAN DRAWING	BK-GCS-PEDCO-120-PI-PY-0001

KEY PLAN

REV.	DATE	P.O.I.S	PREP.	CHK.	APP.	AUT.
D05	JAN.2024	AFC	R.BERLOUJE	M.PAKHARHAN	S.Parsamanspour	***
D04	SEP.2023	AFC	R.BERLOUJE	M.PAKHARHAN	A.M.MOHSSENI	***
D03	AUG.2023	IFA	R.BERLOUJE	M.PAKHARHAN	A.M.MOHSSENI	***
D02	MAY.2023	IFA	R.BERLOUJE	M.PAKHARHAN	M.MEHRSHAD	***
D01	OCT.2022	IFA	R.BERLOUJE	M.PAKHARHAN	M.MEHRSHAD	***
D00	JUN.2022	IFC	R.BERLOUJE	M.PAKHARHAN	M.MEHRSHAD	***

PROJECT NAME: BINAK OILFIELD DEVELOPMENT/SURFACE FACILITIES GAS COMPRESSOR STATION

PROJECT NO.: 971020

EPC CONTRACTOR: HIRGAN ENERGY - DESIGN & INSPECTION COMPANIES

EPD/EPC CONTRACTOR (GC): PETROIRAN DEVELOPMENT COMPANY

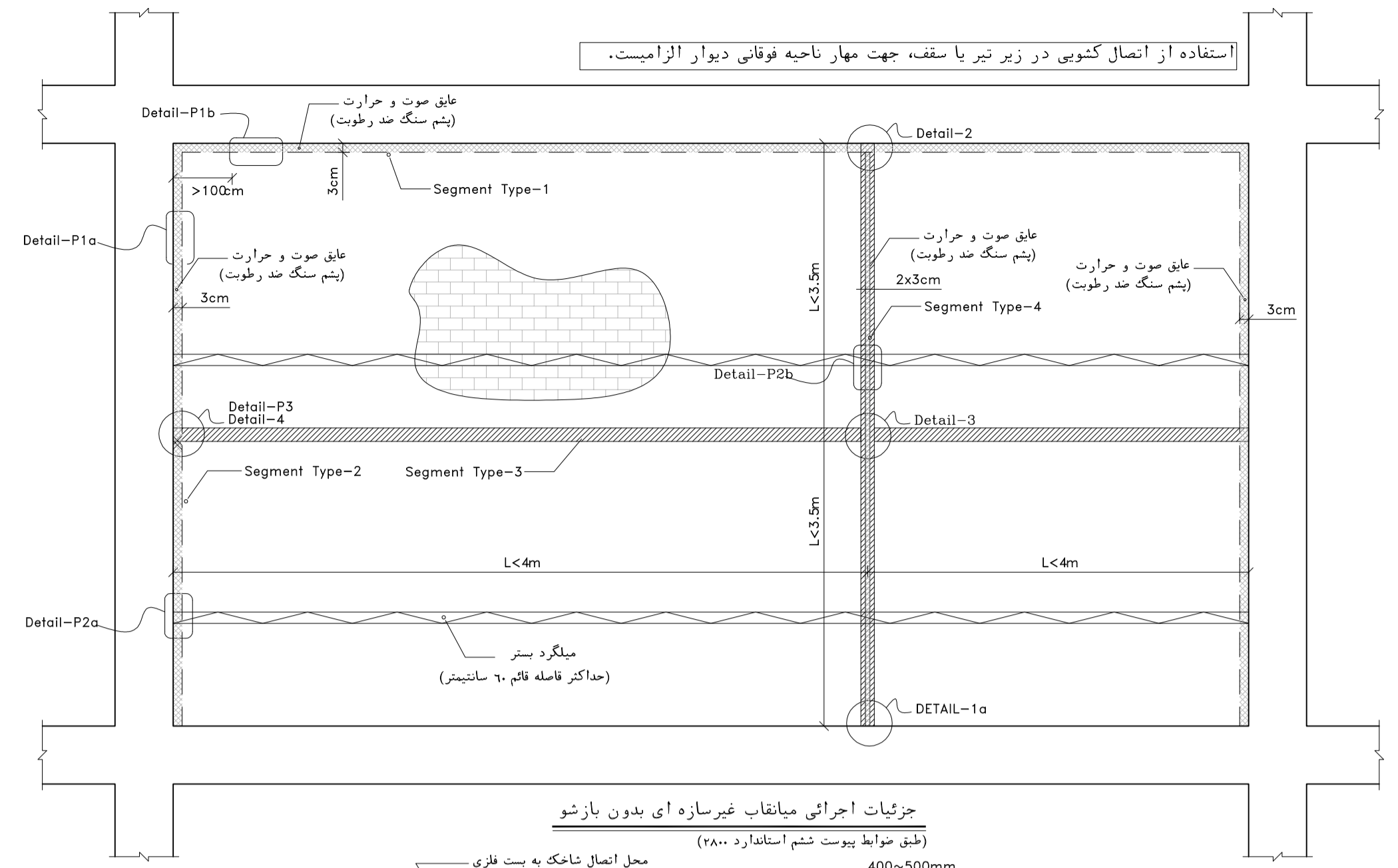
DRAWING TITLE: Architectural Drawing For CCTV Control Room- Binak GCS DETAILS

SCALE	SIZE	DRAWING NO.	SHEET NO.	REV.	BUDGET REF.	LOCATION	SIZE	CLASS	SERIAL NO.	SHEET	REVISION
AS SHOWN	A1	BK-GCS-PEDCO-120-AR-DW-0008	08 OF 11	D05	053-073-9184	F	4	B	709396	08 OF 11	D05

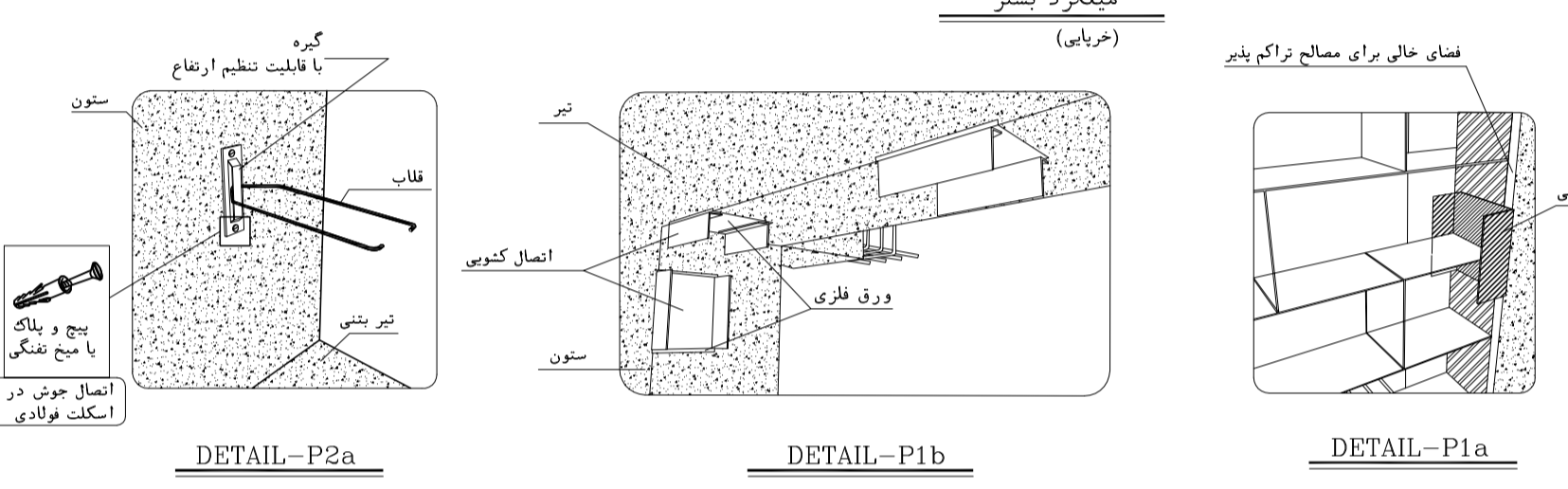
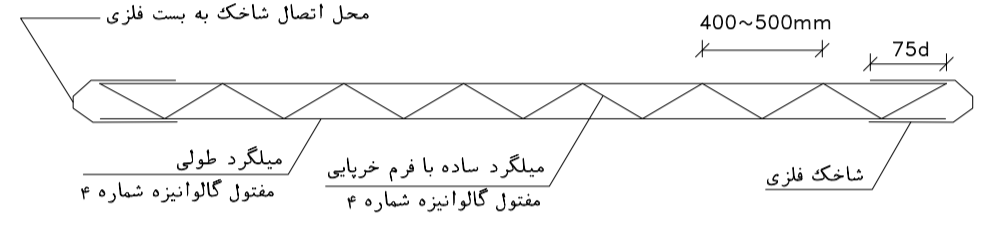
NO CONSTRUCTION PERMITTED UNLESS DRAWING APPROVED

DATE	SCALE	DRAWING BY	CHECKED BY	PROJECT ENG.

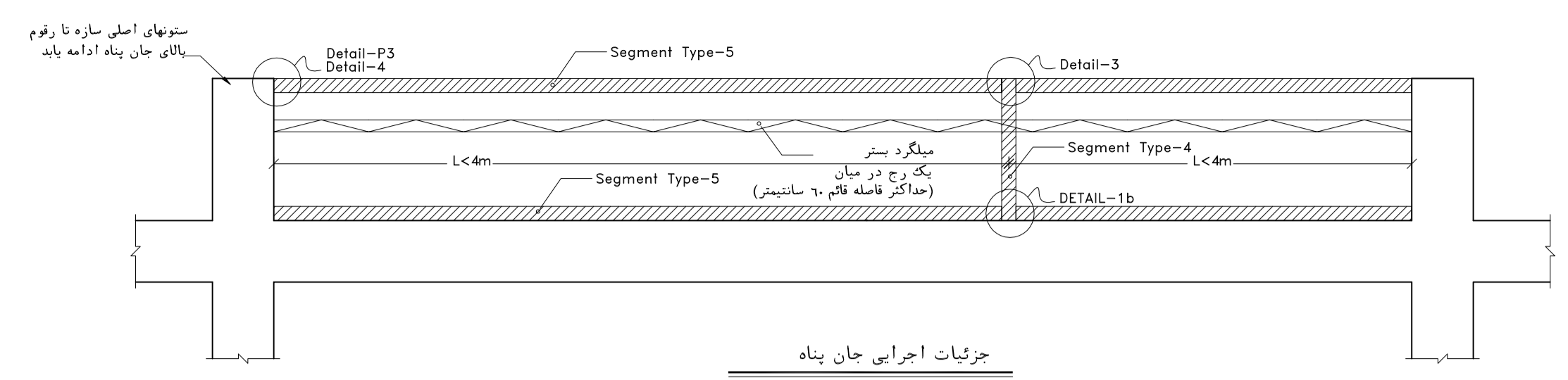
APPROVED FOR CONSTRUCTION BY: DATE:



جزئیات اجرایی میانقاب غیرسازه ای بدون باز شو
(طبق ضوابط پیوست ششم استاندارد ۲۸۰۰)

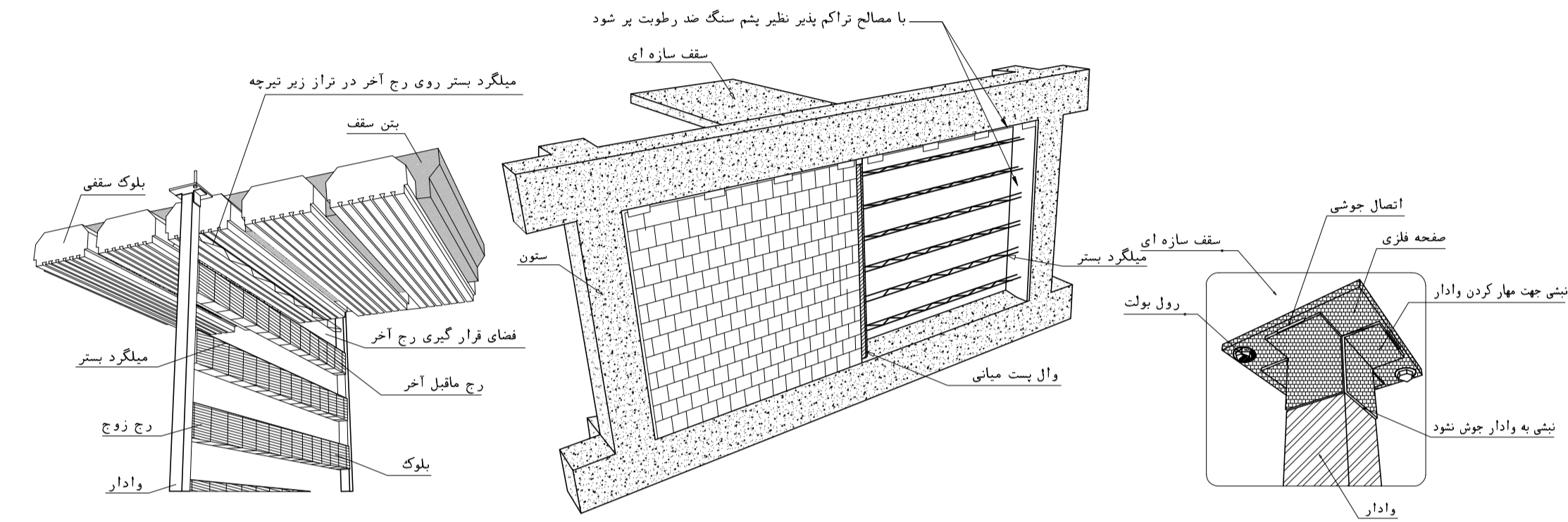


جزئیات اتصال میلگرد بستر به ستون بتنی
جزئیات اتصال میلگرد بستر به ستون بتنی
جزئیات اتصال میلگرد بستر به ستون بتنی



جزئیات اجرایی جان پناه
(طبق ضوابط پیوست ششم استاندارد ۲۸۰۰)

در صورتیکه ستونهای پیرامونی تا تراز جانیپناه
امتداد نیابند، از Segment Type-4
در حداکثر فاصله ۱۴متر استفاده شود.



دیوار مسلح شده به میلگرد بستر (دیوارهای خارج از قاب)

دیوار مسلح شده به میلگرد بستر (دیوار داخل قاب)

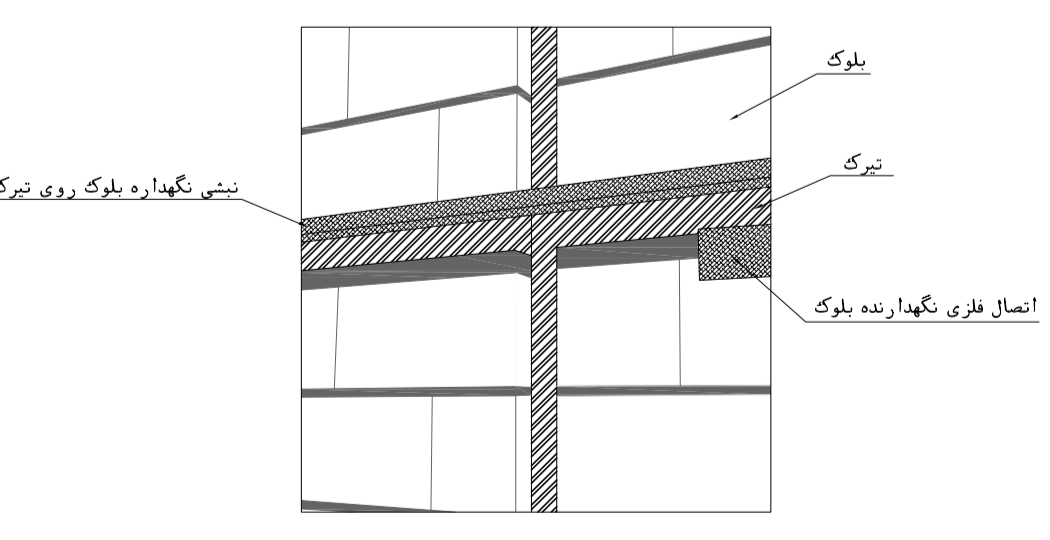
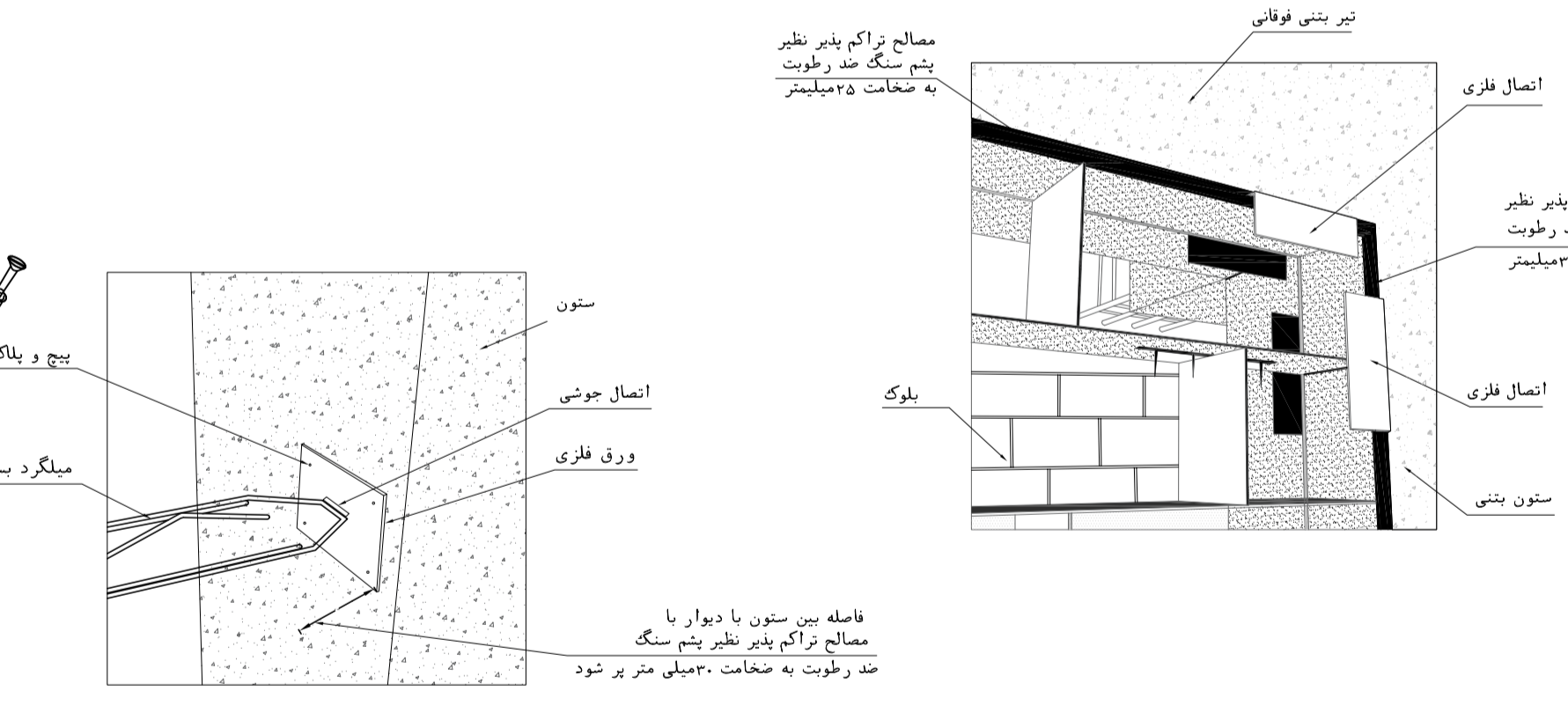
اتصال و اداری در دیوارهای خارج از قاب
به صورت تسلسولی

NOTES

- ALL DIMENSIONS ARE IN MILLIMETER & ALL ELEVATIONS ARE IN METER.
- CONTRACTOR SHALL CHECK ALL ARCHITECTURAL, MECHANICAL, ELECTRICAL, PIPING AND STRUCTURAL DRAWINGS AND IN CASE OF ANY CONFLICTS OR DISCREPANCY, NOTIFY THE ENGINEER.
- ALL MATERIALS ARE SELECTED FROM THE HIGHEST QUALITY AND MUST BE APPROVED BY THE CLIENT.
- ALL OPENINGS FOR PIPING/CABLING AND HVAC OPENINGS SHALL BE CONSIDERED AS PER RELATED DRAWINGS BEFORE CONSTRUCTION.
- FINISH GRADING LEVEL (F.G.L.) : +11.20 (M.S.L.) = ±0.00 (LOCAL)

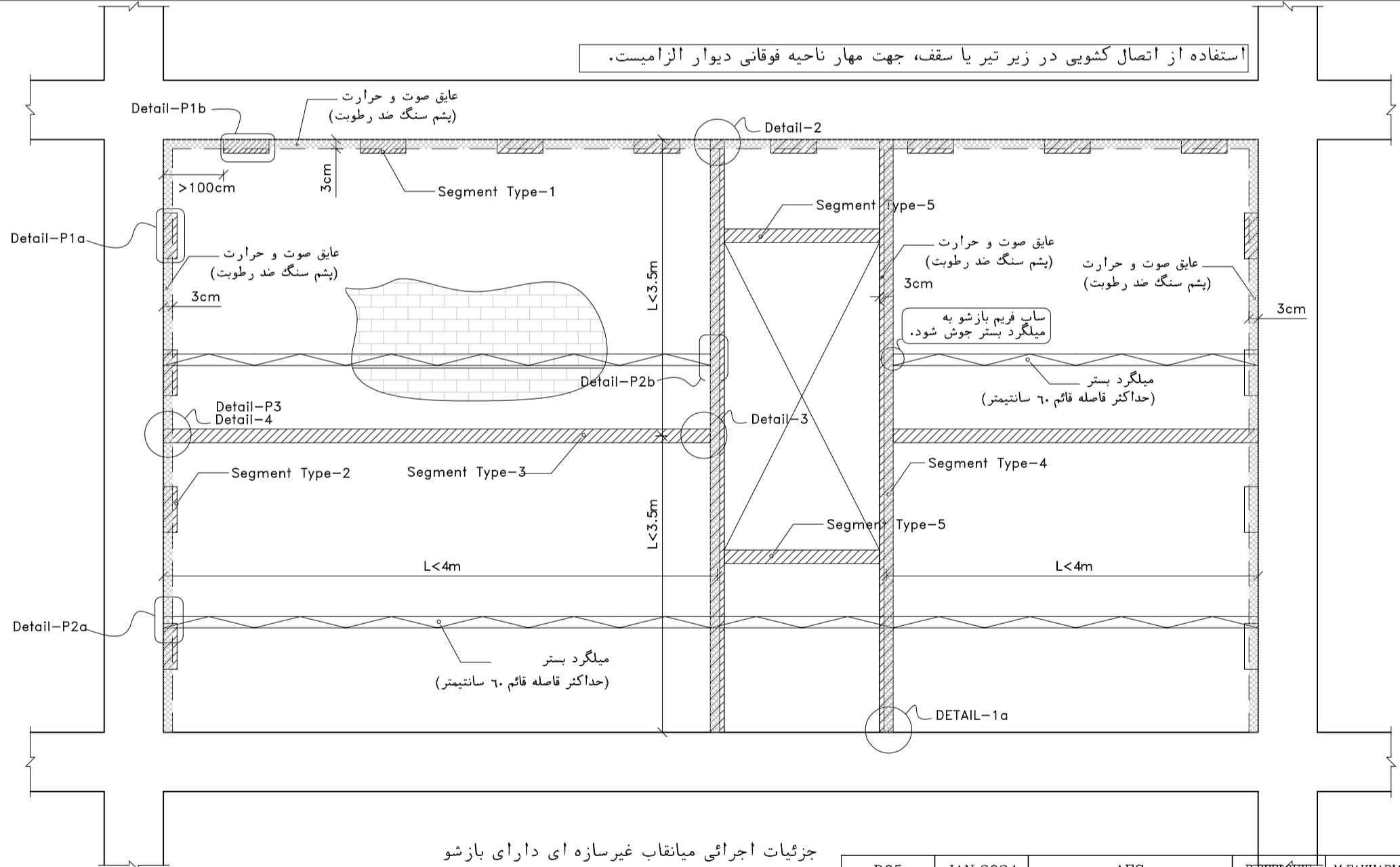
LEGEND

REFERENCE DRAWING	DRG. No.
STANDARD DRAWING FOR ARCHITECTURAL DETAILS	BK-GNRL-PEDCO-000-AR-DW-0001
SITE SEWAGE SYSTEM LAYOUT & DETAILS	BK-GCS-PEDCO-120-CV-PY-0001
CABLE TRENCH AND DUCT BANK LAYOUT	BK-GCS-PEDCO-120-CV-PY-0002
ROAD, PAVING AND PLANT FINISH GRADING LAYOUT & SECTIONS	BK-GCS-PEDCO-120-CV-PY-0005
ELECTRICAL CABLE ROUTE & SECTION LAYOUT FOR BUILDING & SHELTER	BK-GCS-PEDCO-120-EL-PY-0006
FOUNDATION DRAWING FOR CCTV CONTROL ROOM - BINAK GCS	BK-GCS-PEDCO-120-ST-DW-0075
STRUCTURAL DRAWING FOR CCTV CONTROL ROOM - BINAK GCS	BK-GCS-PEDCO-120-ST-DW-0076
STANDARD DETAILS FOR LADDER & SAFETY CAGE	BK-GNRL-PEDCO-000-ST-DW-0009
HVAC SYSTEM LAYOUT AND PLUMBING FOR CCTV CONTROL ROOM	BK-GCS-PEDCO-120-HV-PY-0009
PLUMBING & SEWAGE PIPING LAYOUT FOR CCTV CONTROL ROOM	BK-GCS-PEDCO-120-HV-PY-0013
UNIT PILOT PLAN DRAWING	BK-GCS-PEDCO-120-PI-PY-0001

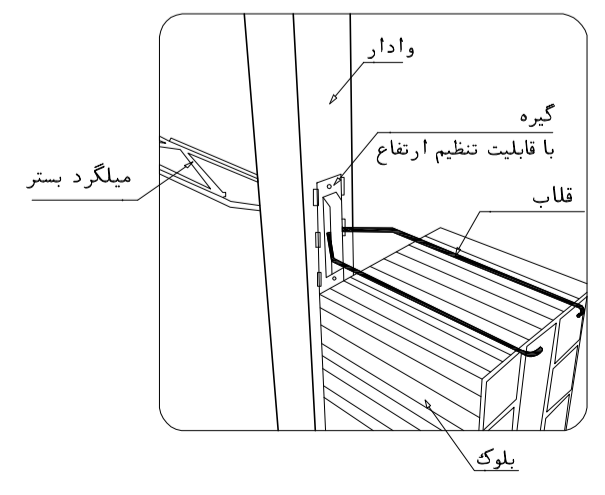


جزئیات اتصال میلگرد بستر به ستون بتنی
del.6

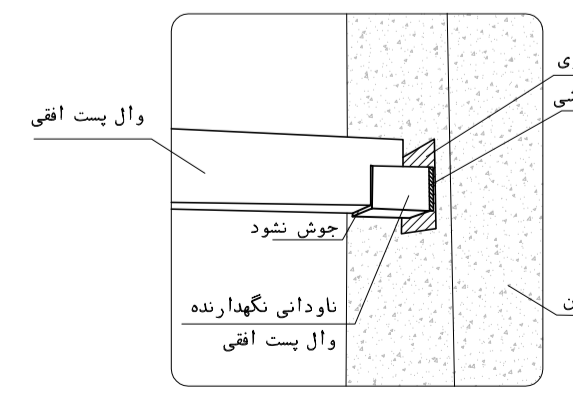
جزئیات اتصال تیرک به وادار



جزئیات اجرایی میانقاب غیرسازه ای دارای باز شو
(طبق ضوابط پیوست ششم استاندارد ۲۸۰۰)



DETAIL-P2b



DETAIL-P3

REV.	DESCRIPTION	BY	DATE	REV. APPR.		
D05	JAN.2024	AFC	R.BERLOUË	M.PAKHARHIAN	S.Parsamanzour	***
D04	SEP.2023	AFC	R.BERLOUË	M.PAKHARHIAN	A.M.MOHSSENI	***
D03	AUG.2023	IFA	R.BERLOUË	M.PAKHARHIAN	A.M.MOHSSENI	***
D02	MAY.2023	IFA	R.BERLOUË	M.PAKHARHIAN	M.MEHRSHAD	***
D01	OCT.2022	IFA	R.BERLOUË	M.PAKHARHIAN	M.MEHRSHAD	***
D00	JUN.2022	IFC	R.BERLOUË	M.PAKHARHIAN	M.MEHRSHAD	***
REV.	DATE	P.O.I.S	PREP.	CHK.	APP.	AUT.

PROJECT NAME: BINAK OILFIELD DEVELOPMENT/SURFACE FACILITIES GAS COMPRESSOR STATION

PROJECT NO.: 971020

EPC CONTRACTOR: HIRGAN ENERGY - DESIGN & INSPECTION COMPANIES

EPD/EPC CONTRACTOR (GC): PETROIRAN DEVELOPMENT COMPANY

DRAWING TITLE: Architectural Drawing For CCTV Control Room- Binak GCS DETAILS

SCALE	SIZE	DRAWING NO.	SHEET NO.	REV.	BUDGET REF.	LOCATION	SIZE	CLASS	SERIAL NO.	SHEET	REVISION
AS SHOWN	A1	BK-GCS-PEDCO-120-AR-DW-0008	09 OF 11	D05	053-073-9184	F	4	B	709396	09 OF 11	D05

KEY PLAN

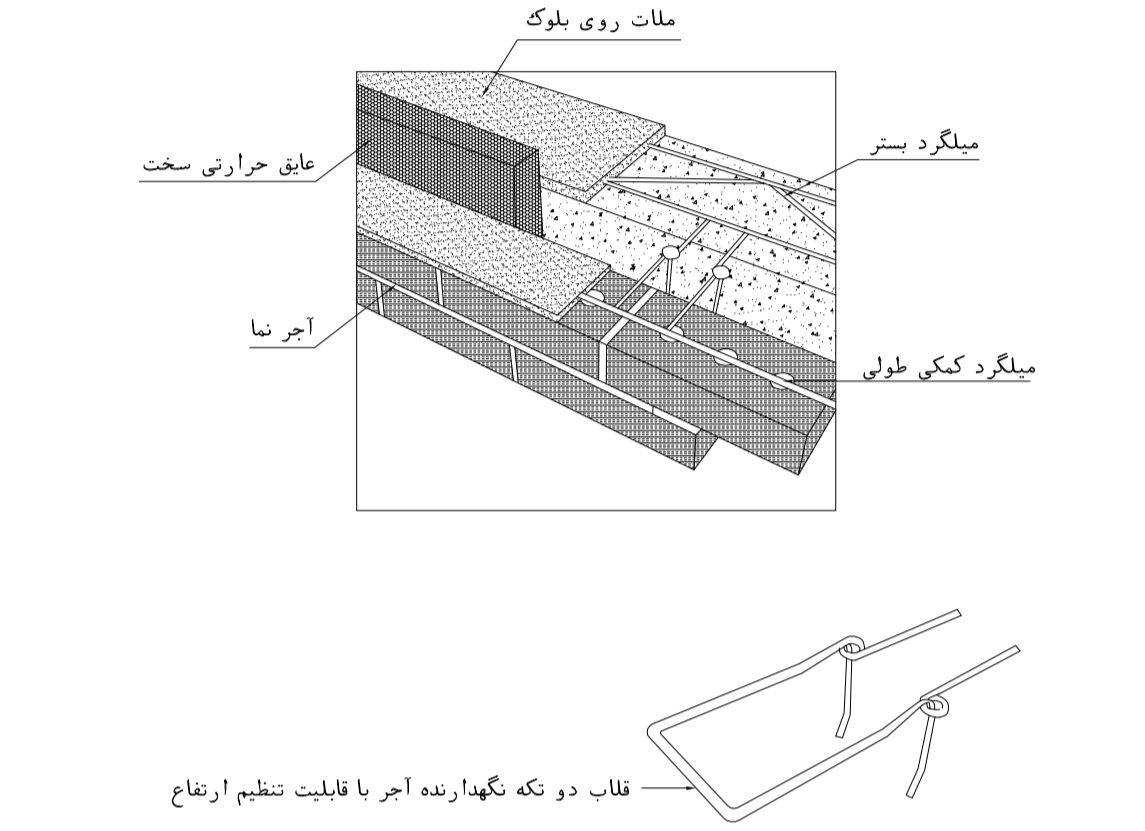
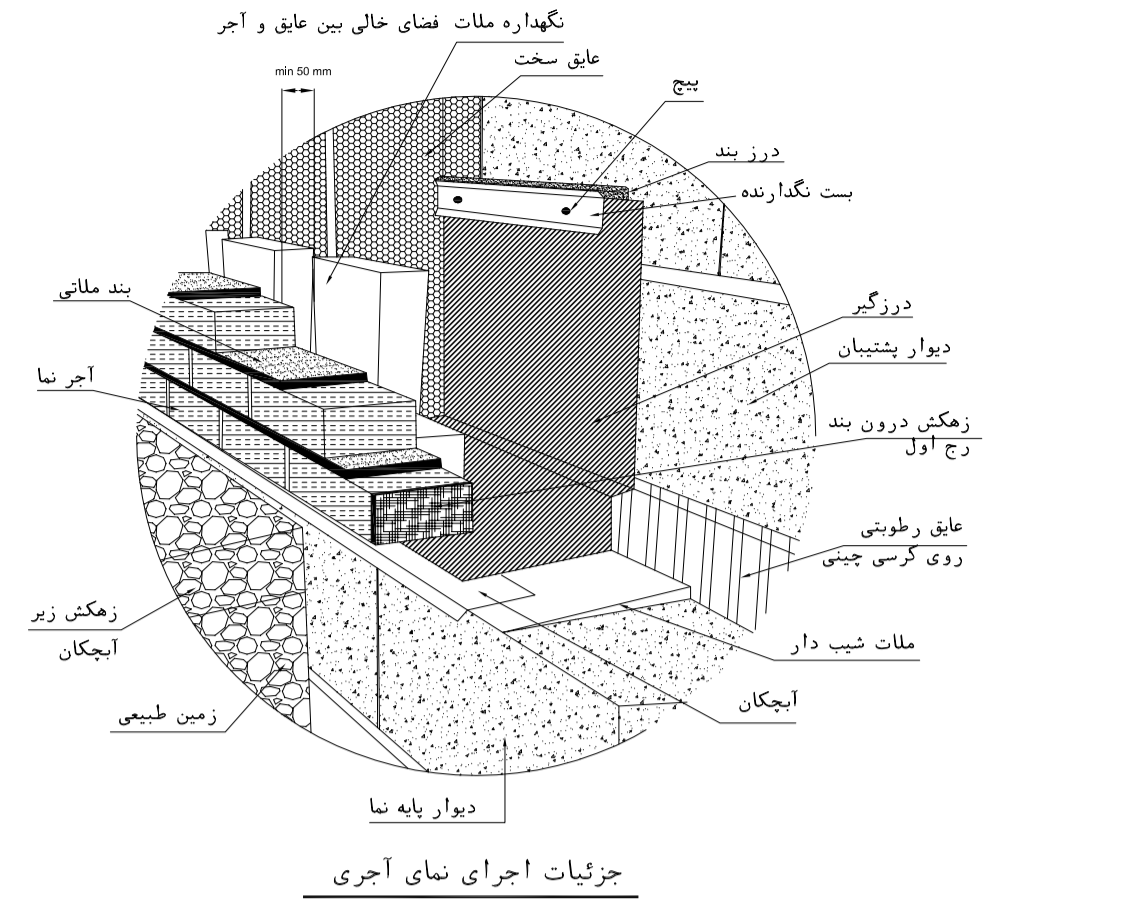
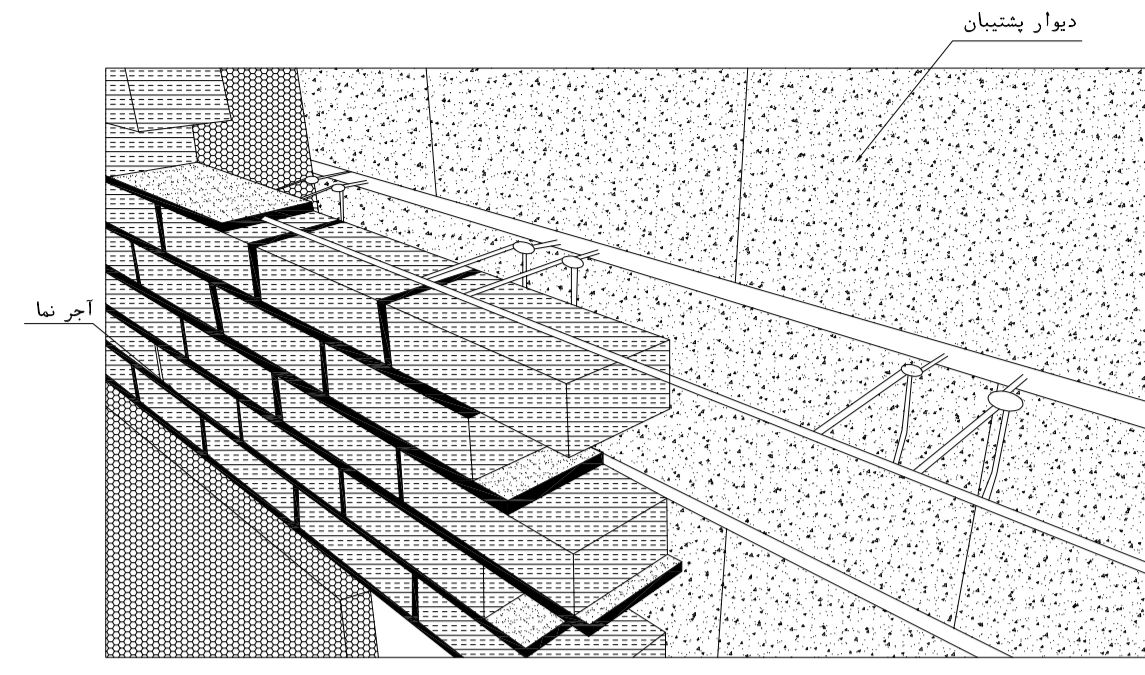
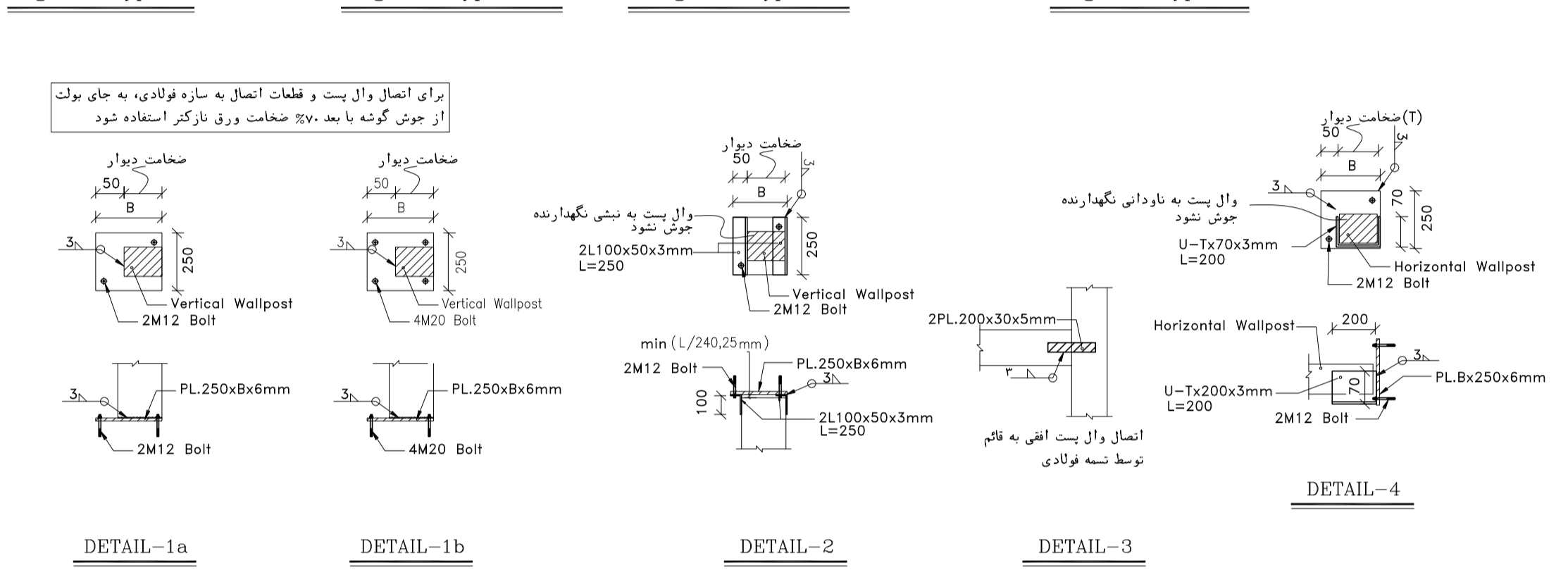
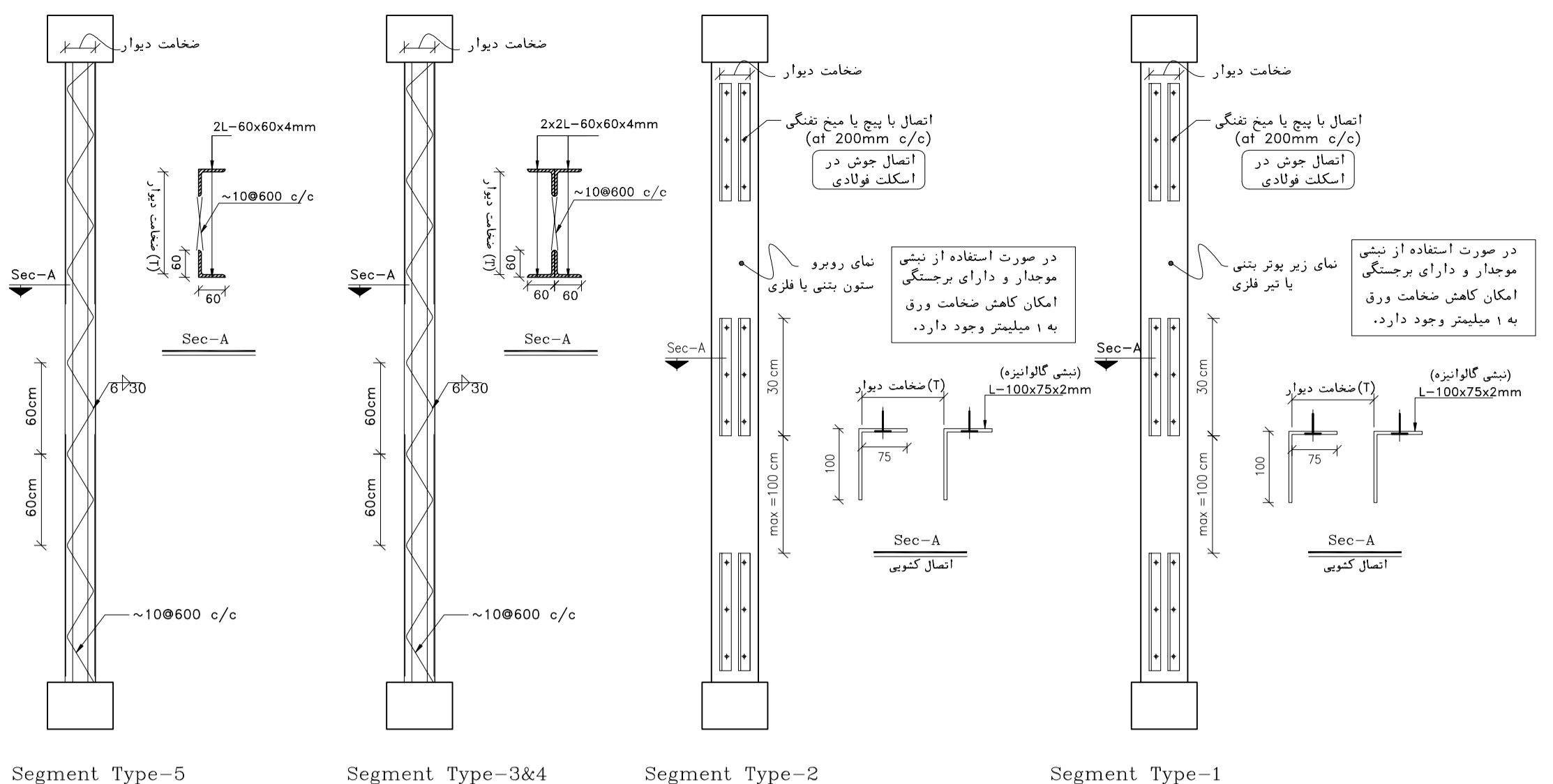
اصل و کلیه نسخ این نقشه و حق اقتباس متعلق به شرکت ملی مناطق نفت خیز جنوب میباشد.
THE ORIGINAL AND ALL COPIES OF THIS DRAWING TOGETHER WITH THE COPYRIGHT THEREIN ARE THE SOLE PROPERTY OF N.I.S.O.C./ FIELDS

BINAK OILFIELD DEVELOPMENT SURFACE FACILITIES GAS COMPRESSOR STATION

DATE	SCALE	DRAWING BY	CHECKED BY	PROJECT ENG.

NO CONSTRUCTION PERMITTED UNLESS DRAWING APPROVED

APPROVED FOR CONSTRUCTION	BY:	DATE:



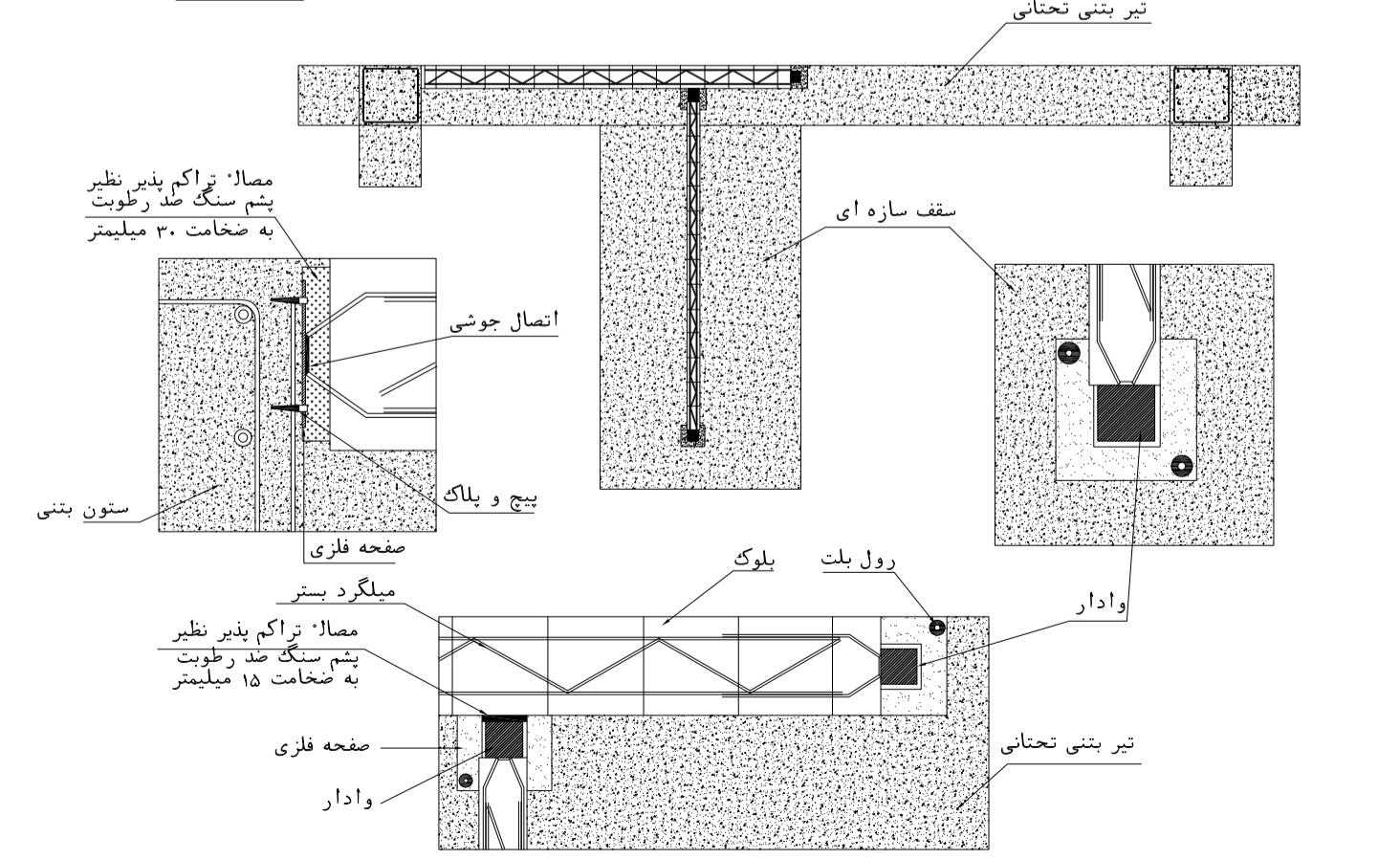
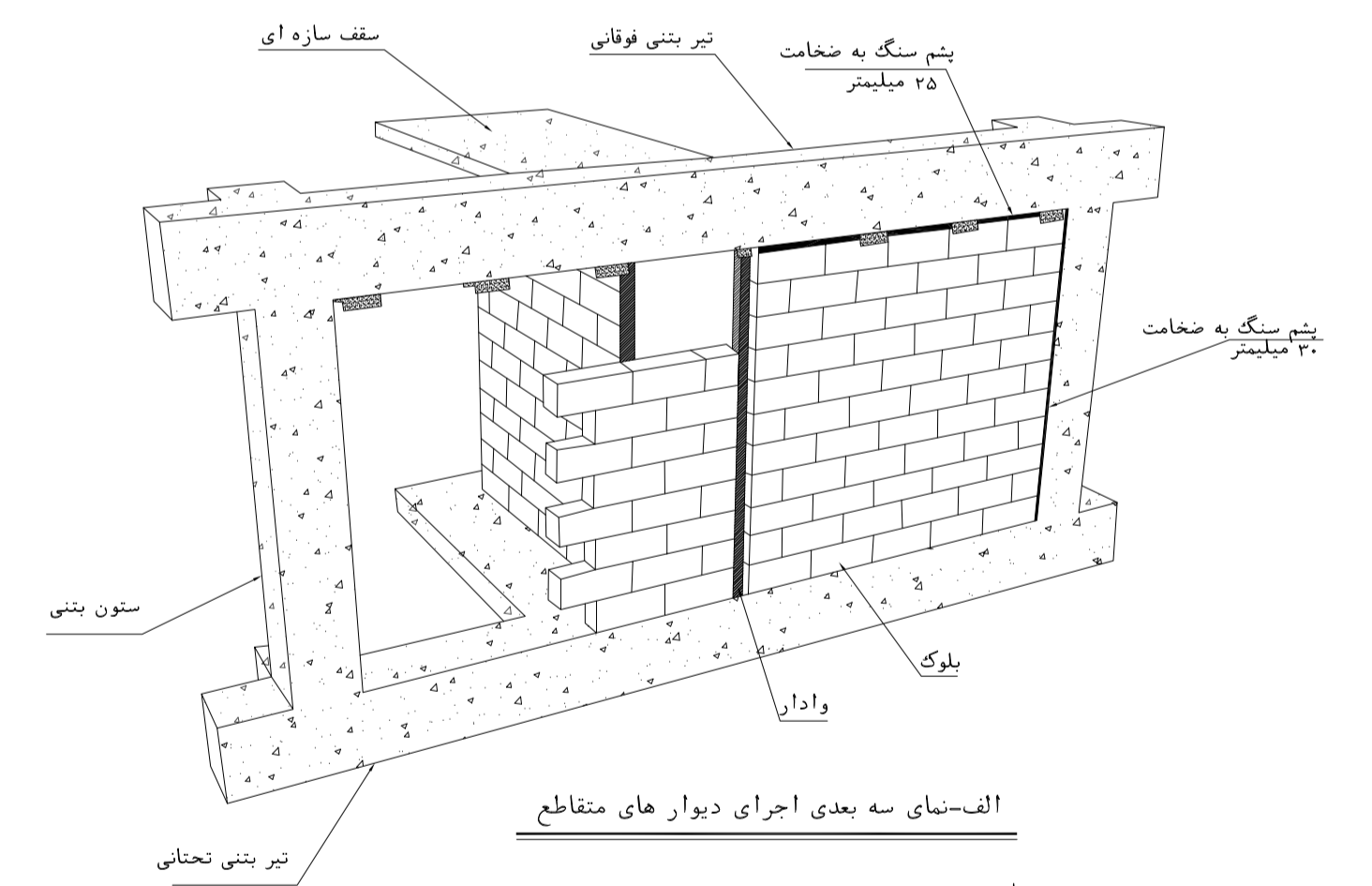
NOTES

- ALL DIMENSIONS ARE IN MILLIMETER & ALL ELEVATIONS ARE IN METER.
- CONTRACTOR SHALL CHECK ALL DIMENSIONS AND ELEVATIONS SHALL BE CHECKED BY THE CONTRACTOR PRIOR TO CONSTRUCTION.
- CONTRACTOR SHALL COMPARE ALL ARCHITECTURAL, MECHANICAL, ELECTRICAL, PIPING AND STRUCTURAL DRAWINGS AND IN CASE OF ANY CONFLICTS OR DISCREPANCY, NOTIFY THE ENGINEER.
- ALL MATERIALS ARE SELECTED FROM THE HIGHEST QUALITY AND MUST BE APPROVED BY THE CLIENT.
- ALL OPENINGS FOR PIPING/CABLING AND HVAC OPENINGS SHALL BE CONSIDERED AS PER RELATED DRAWINGS BEFORE CONSTRUCTION.
- FINISH GRADING LEVEL (F.G.L) : +11.20 (M.S.L.) = ±0.00 (LOCAL)

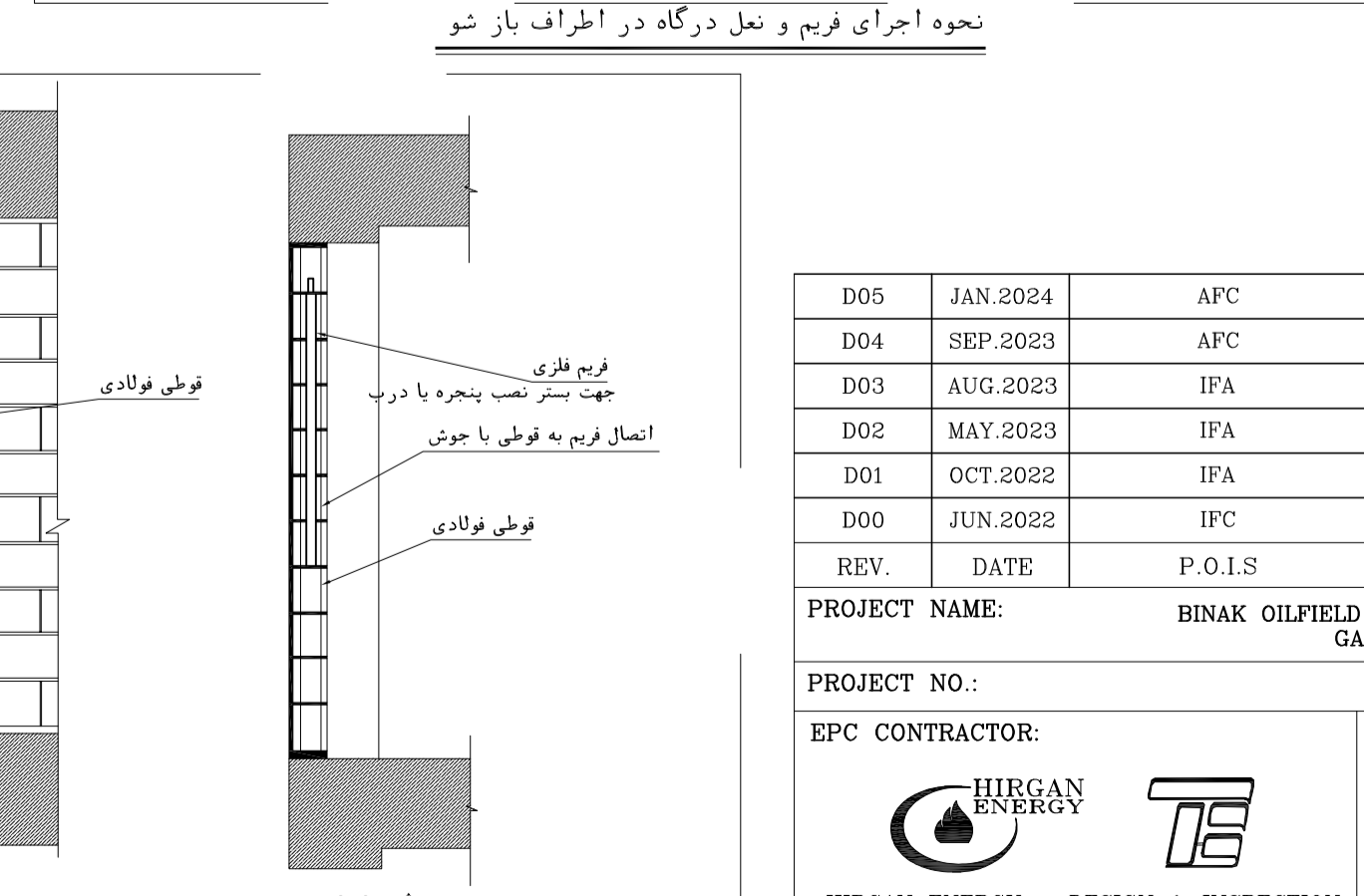
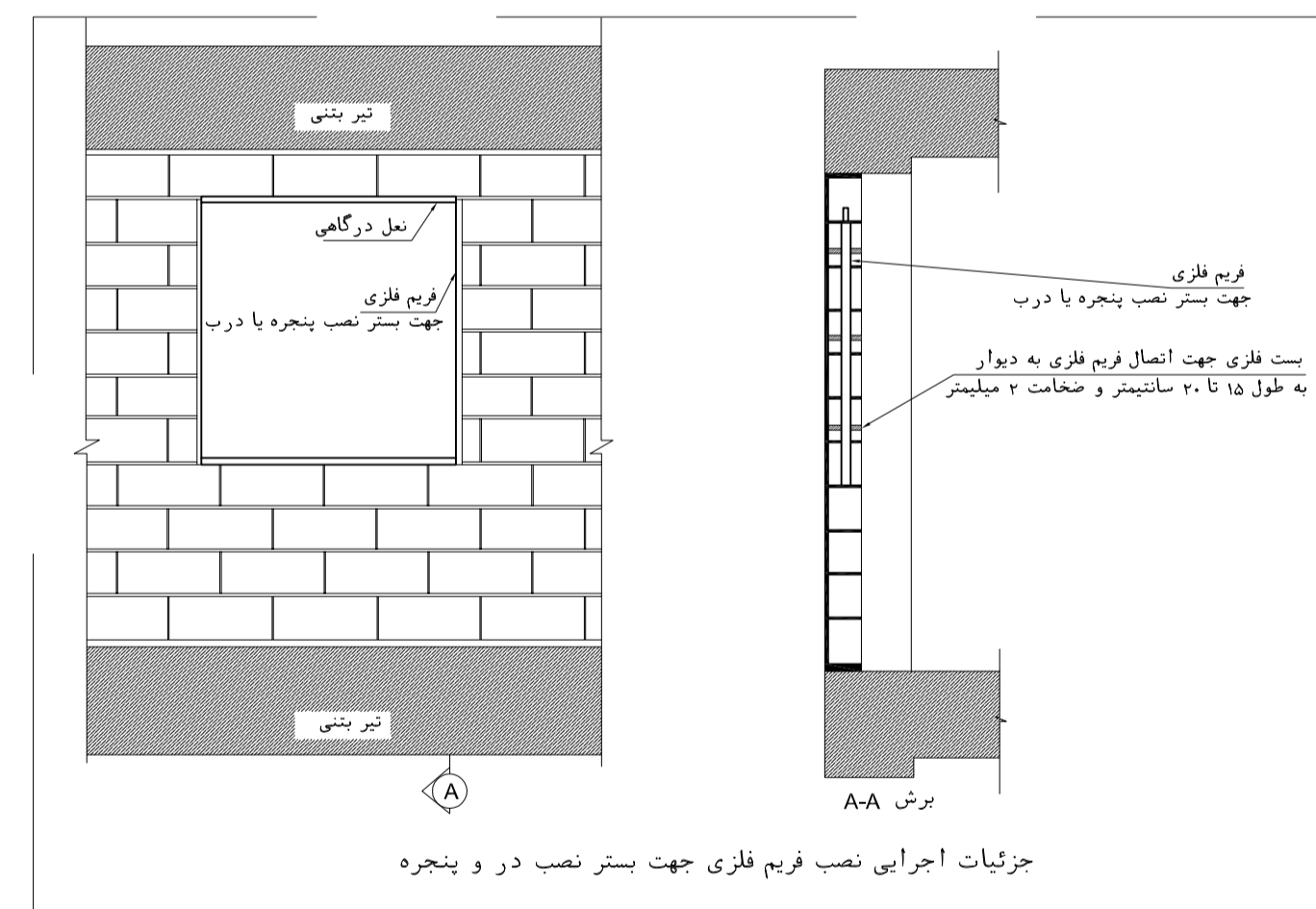
LEGEND

REFERENCE DRAWING

REFERENCE DRAWING	DRG. No.
STANDARD DRAWING FOR ARCHITECTURAL DETAILS	BK-GNRL-PEDCO-000-AR-DW-0001
SITE SEWERAGE SYSTEM LAYOUT & DETAILS	BK-GCS-PEDCO-120-CV-PY-0001
CABLE TRENCH AND DUCT BANK LAYOUT	BK-GCS-PEDCO-120-CV-PY-0002
ROAD, PAVING AND PLANT FINISH GRADING LAYOUT & SECTIONS	BK-GCS-PEDCO-120-CV-PY-0005
ELECTRICAL CABLE ROUTE & SECTION LAYOUT FOR BUILDING & SHELTER	BK-GCS-PEDCO-120-EL-PY-0006
FOUNDATION DRAWING FOR CCTV CONTROL ROOM - BINAK GCS	BK-GCS-PEDCO-120-ST-DW-0075
STRUCTURAL DRAWING FOR CCTV CONTROL ROOM - BINAK GCS	BK-GCS-PEDCO-120-ST-DW-0076
STANDARD DETAILS FOR LADDER & SAFETY CAGE	BK-GNRL-PEDCO-000-ST-DW-0009
HVAC SYSTEM LAYOUT AND PLUMBING FOR CCTV CONTROL ROOM	BK-GCS-PEDCO-120-HV-PY-0009
PLUMBING & SEWERAGE PIPING LAYOUT FOR CCTV CONTROL ROOM	BK-GCS-PEDCO-120-HV-PY-0013
UNIT PLOT PLAN DRAWING	BK-GCS-PEDCO-120-PI-PY-0001



الف- نمای سه بعدی اجرای دیوار های مقاطع
ب - اجرای دیوار مقاطع از پلان



جزئیات اجرایی نصب فریم فلزی جهت بستن در و پنجره
نحوه اجرای فریم و نعل درگاه در اطراف باز شو

KEY PLAN

اسل و کلیه نسخ این نقشه و حق امتیاز متعلق به شرکت ملی مناطق نفت خیز جنوب میباشد.
THE ORIGINAL AND ALL COPIES OF THIS DRAWING TOGETHER WITH THE COPYRIGHT THEREIN ARE THE SOLE PROPERTY OF N.I.S.O.C./ FIELDS

BINAK OILFIELD DEVELOPMENT SURFACE FACILITIES GAS COMPRESSOR STATION

REV.	DESCRIPTION	BY	DATE	BY	DATE
***	*****	***	*****	***	*****

REV.	DATE	DATE	REV.	DATE	DATE	REV.	DATE	DATE
D05	JAN.2024	AFC	R.BERLOUE	M.PAKHARIAN	S.Parsamanzour	***		
D04	SEP.2023	AFC	R.BERLOUE	M.PAKHARIAN	A.M.MOHSSENI	***		
D03	AUG.2023	IFA	R.BERLOUE	M.PAKHARIAN	A.M.MOHSSENI	***		
D02	MAY.2023	IFA	R.BERLOUE	M.PAKHARIAN	M.MEHRSHAD	***		
D01	OCT.2022	IFA	R.BERLOUE	M.PAKHARIAN	M.MEHRSHAD	***		
D00	JUN.2022	IFC	R.BERLOUE	M.PAKHARIAN	M.MEHRSHAD	***		
REV.	DATE	P.O.I.S	PREP.	CHK.	APP.	AUT.		

PROJECT NAME: BINAK OILFIELD DEVELOPMENT/SURFACE FACILITIES GAS COMPRESSOR STATION

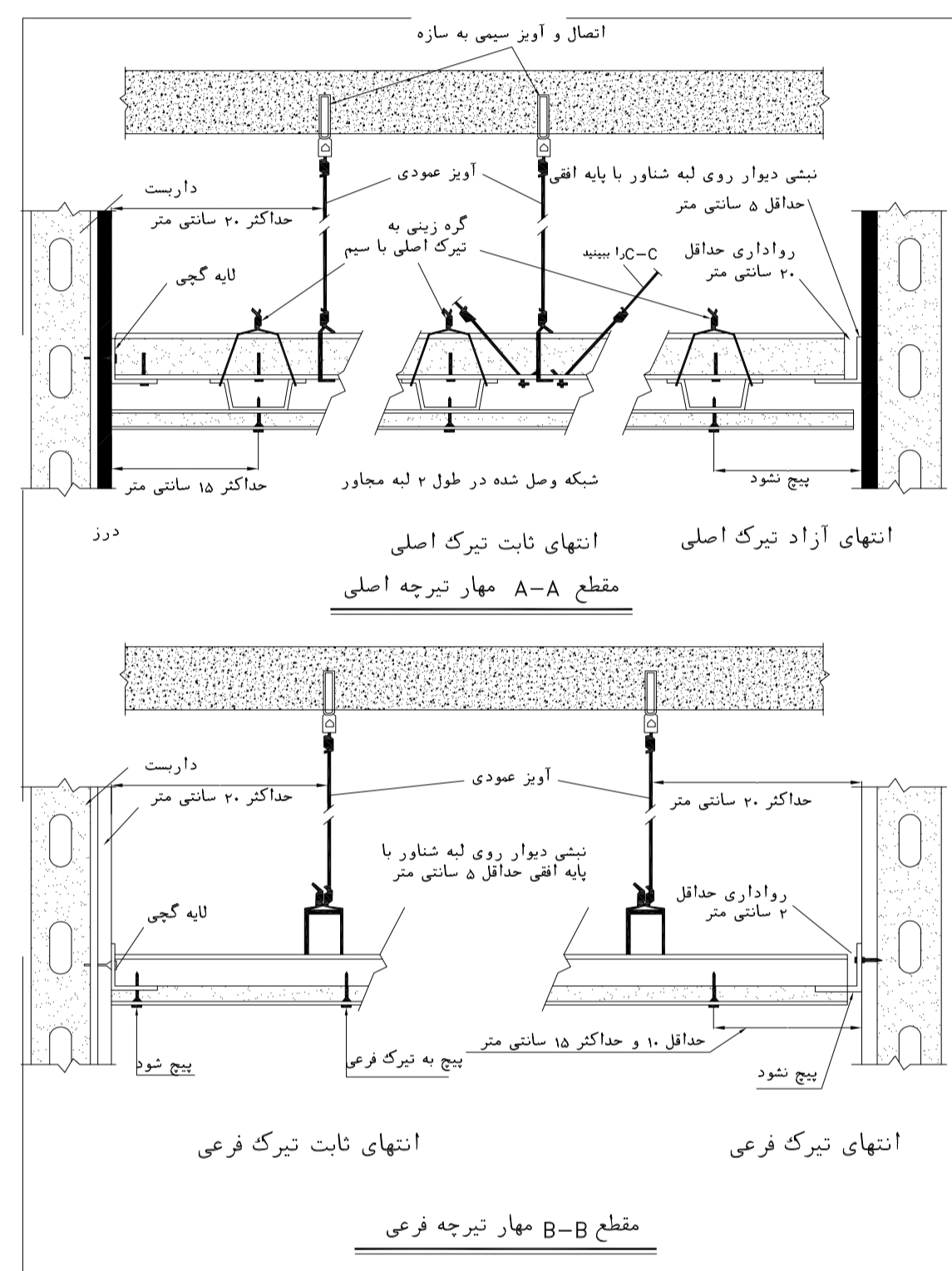
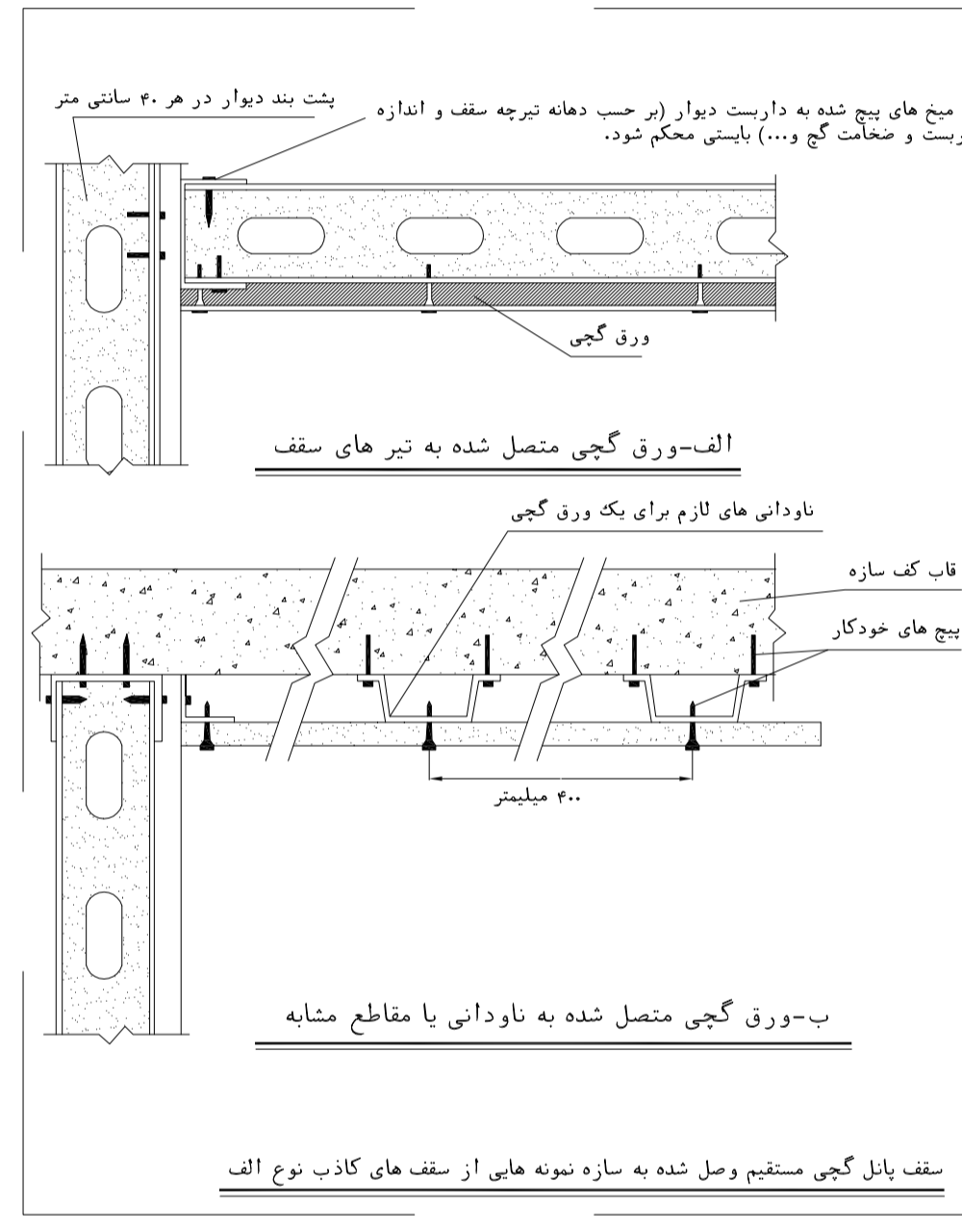
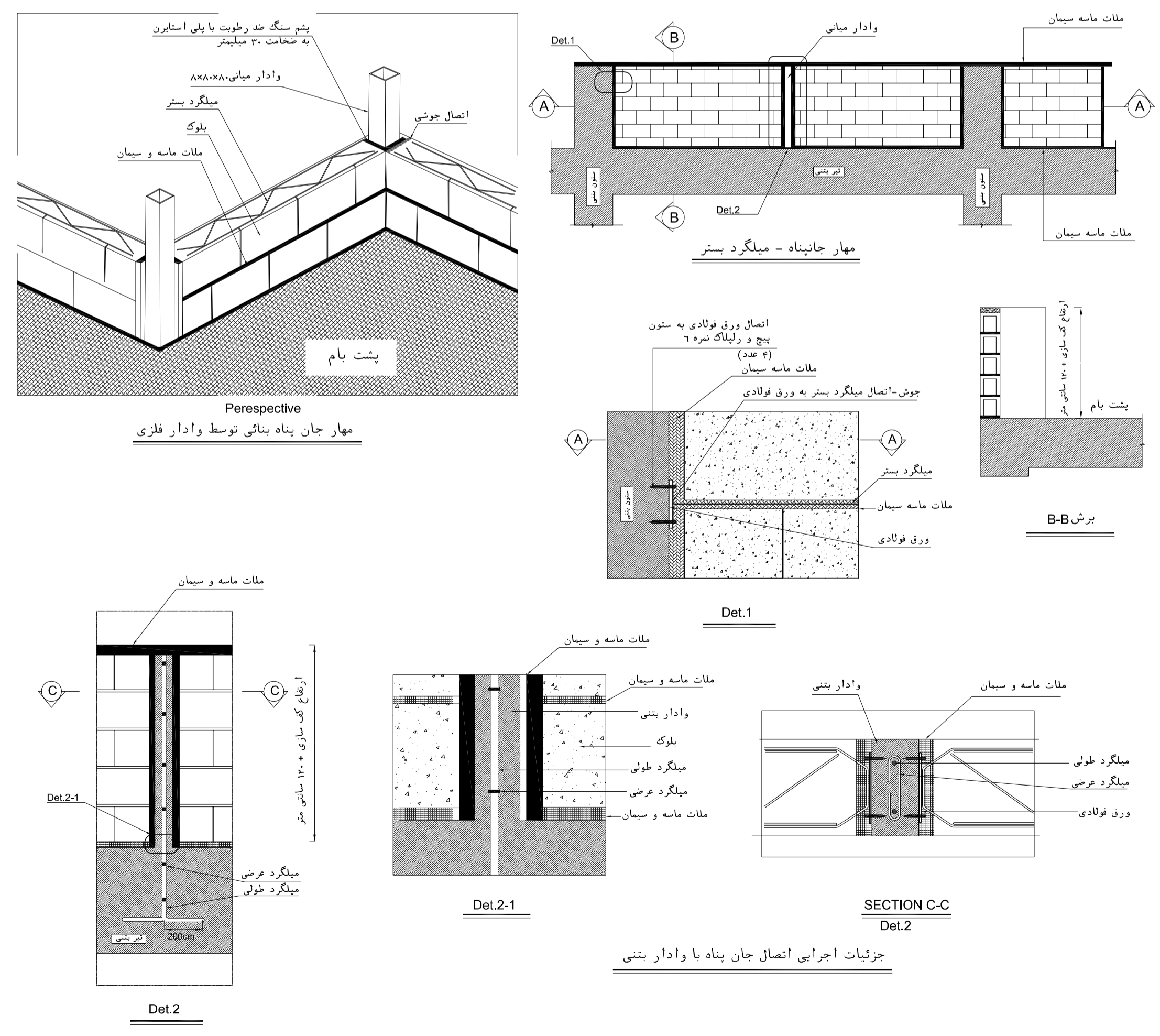
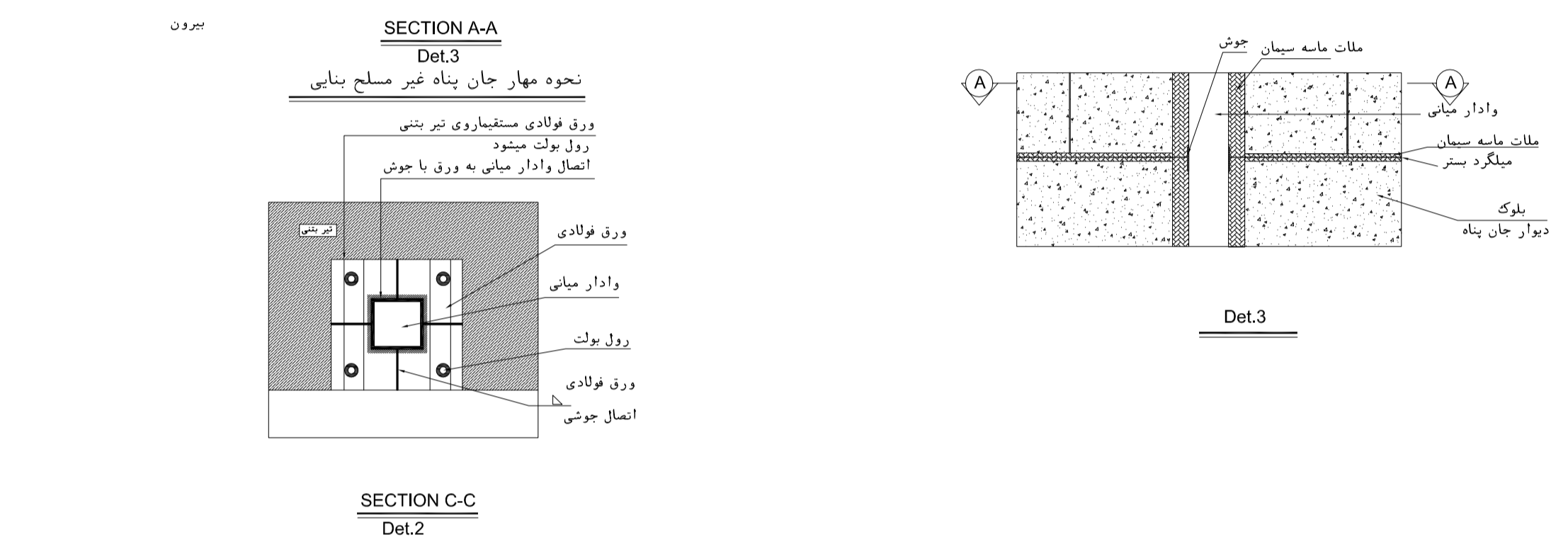
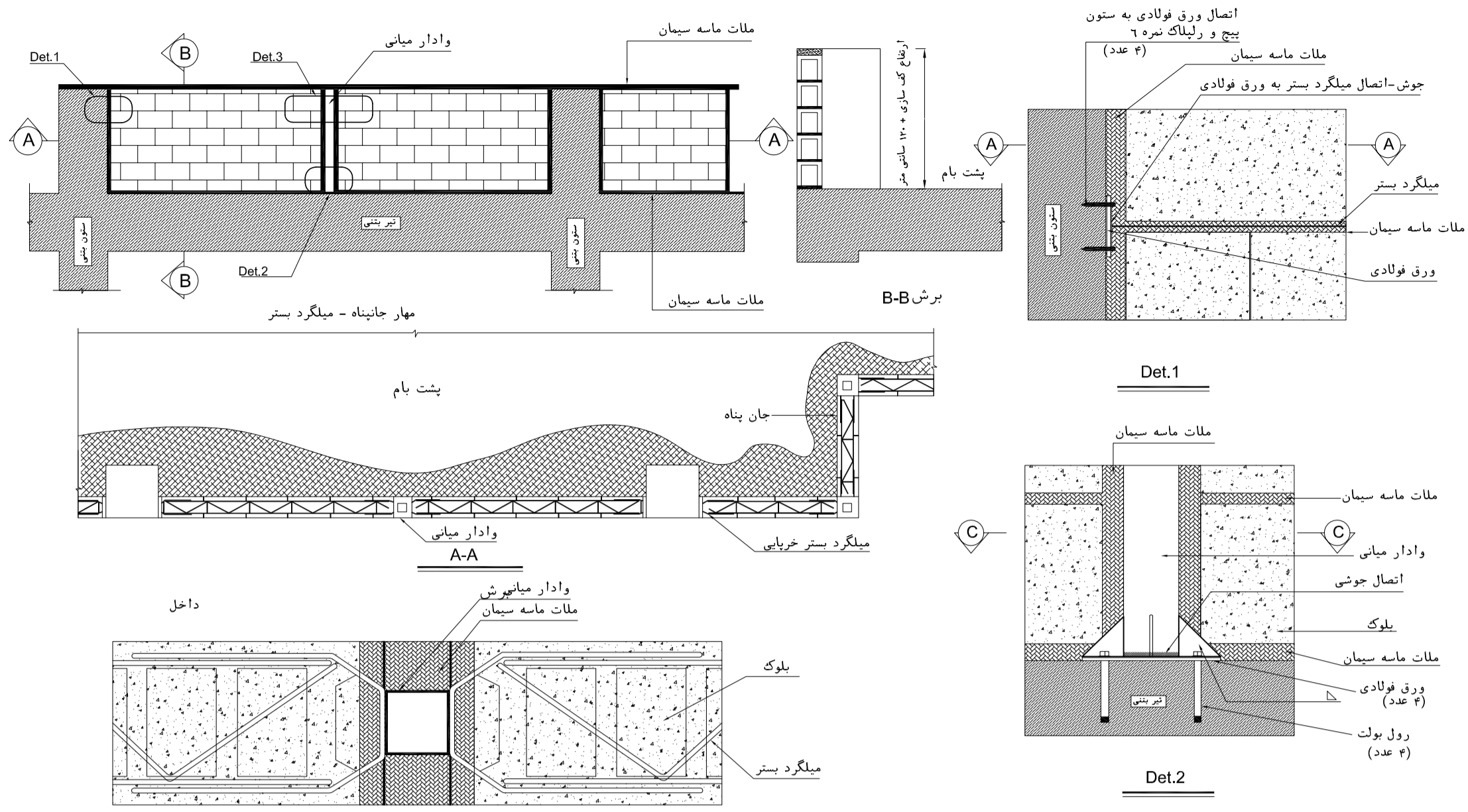
PROJECT NO.: 971020

EPC CONTRACTOR: HIRGAN ENERGY - DESIGN & INSPECTION COMPANIES

EPD/EPC CONTRACTOR (GC): PETROIRAN DEVELOPMENT COMPANY

DRAWING TITLE: Architectural Drawing For CCTV Control Room- Binak GCS DETAILS

SCALE	SIZE	DRAWING NO.	SHEET NO.	REV.	BUDGET REF.	LOCATION	SIZE	CLASS	SERIAL NO.	SHEET	REVISION
AS SHOWN	A1	BK-GCS-PEDCO-120-AR-DW-0008	10 OF 11	D05	053-073-9184	F	4	B	709396	10 OF 11	D05



NOTES

1. ALL DIMENSIONS ARE IN MILLIMETER & ALL ELEVATIONS ARE IN METER.
2. ALL DIMENSIONS AND ELEVATIONS SHALL BE CHECKED BY THE CONTRACTOR PRIOR TO CONSTRUCTION.
3. CONTRACTOR SHALL COMPARE ALL ARCHITECTURAL, MECHANICAL, ELECTRICAL, PIPING AND STRUCTURAL DRAWINGS AND IN CASE OF ANY CONFLICTS OR DISCREPANCY, NOTIFY THE ENGINEER.
4. ALL MATERIALS ARE SELECTED FROM THE HIGHEST QUALITY AND MUST BE APPROVED BY THE CLIENT.
5. ALL OPENINGS FOR PIPING/CABLING AND HVAC OPENINGS SHALL BE CONSIDERED AS PER RELATED DRAWINGS BEFORE CONSTRUCTION.
6. FINISH GRADING LEVEL (F.G.L.) : +11.20 (M.S.L.) = 10.00 (LOCAL)

LEGEND

REFERENCE DRAWING	DRG. No.
STANDARD DRAWING FOR ARCHITECTURAL DETAILS	BK-GNRL-PEDCO-000-AR-DW-0001
SITE SEWAGE SYSTEM LAYOUT & DETAILS	BK-GCS-PEDCO-120-CV-PY-0001
CABLE TRENCH AND DUCT BANK LAYOUT	BK-GCS-PEDCO-120-CV-PY-0002
ROAD, PAVING AND PLANT FINISH GRADING LAYOUT & SECTIONS	BK-GCS-PEDCO-120-CV-PY-0005
ELECTRICAL CABLE ROUTE & SECTION LAYOUT FOR BUILDING & SHELTER	BK-GCS-PEDCO-120-EL-PY-0006
FOUNDATION DRAWING FOR CCTV CONTROL ROOM - BINAK GCS	BK-GCS-PEDCO-120-ST-DW-0075
STRUCTURAL DRAWING FOR CCTV CONTROL ROOM - BINAK GCS	BK-GCS-PEDCO-120-ST-DW-0076
STANDARD DETAILS FOR LADDER & SAFETY CAGE	BK-GNRL-PEDCO-000-ST-DW-0009
HVAC SYSTEM LAYOUT AND PLUMBING FOR CCTV CONTROL ROOM	BK-GCS-PEDCO-120-HV-PY-0009
PLUMBING & SEWAGE PIPING LAYOUT FOR CCTV CONTROL ROOM	BK-GCS-PEDCO-120-HV-PY-0013
UNIT PLOT PLAN DRAWING	BK-GCS-PEDCO-120-PI-PY-0001

KEY PLAN

REV.	DATE	P.O.I.S	PREP.	CHK.	APP.	AUT.
D05	JAN.2024	AFC	R.BERLOUJE	M.PAKHARIAN	S.Faramarzpour	***
D04	SEP.2023	AFC	R.BERLOUJE	M.PAKHARIAN	A.M.MOHSSENI	***
D03	AUG.2023	IFA	R.BERLOUJE	M.PAKHARIAN	A.M.MOHSSENI	***
D02	MAY.2023	IFA	R.BERLOUJE	M.PAKHARIAN	M.MEHRSHAD	***
D01	OCT.2022	IFA	R.BERLOUJE	M.PAKHARIAN	M.MEHRSHAD	***
D00	JUN.2022	IFC	R.BERLOUJE	M.PAKHARIAN	M.MEHRSHAD	***

PROJECT NAME: BINAK OILFIELD DEVELOPMENT/SURFACE FACILITIES GAS COMPRESSOR STATION

PROJECT NO.: 971020

EPC CONTRACTOR: HIRGAN ENERGY

EPD/EPC CONTRACTOR (GC): PETROIRAN DEVELOPMENT COMPANY

DRAWING TITLE: Architectural Drawing For CCTV Control Room- Binak GCS DETAILS

SCALE	SIZE	DRAWING NO.	SHEET NO.	REV.	BUDGET REF.	LOCATION	SIZE	CLASS	SERIAL NO.	SHEET	REVISION
AS SHOWN	A1	BK-GCS-PEDCO-120-AR-DW-0008	11 OF 11	D05	053-073-9184	F	4	B	709396	11 OF 11	D05

THE ORIGINAL AND ALL COPIES OF THIS DRAWING TOGETHER WITH THE COPYRIGHT THEREIN ARE THE SOLE PROPERTY OF N.I.S.O.C./ FIELDS

BINAK OILFIELD DEVELOPMENT SURFACE FACILITIES GAS COMPRESSOR STATION

DATE	SCALE	DRAWING BY	CHECKED BY	PROJECT ENG.

NO CONSTRUCTION PERMITTED UNLESS DRAWING APPROVED

APPROVED FOR CONSTRUCTION	BY:	DATE: