AREA ELECTRICAL CABLE ROUTE & SECTION LAYOUT

NOTES

LEGEND

REFERENCE DRAWING	DRG. No.

REV.	DATE	P.O.I.S	PREP.	CHK.	APP.	AUT.
D02	FEB.2024	IFA	H.SHAKIBA	M.FAKHARIAN	S.FARAMARZPOUR	**.**
D01	SEP.2023	IFA	H.SHAKIBA	M.FAKHARIAN	M.MEHRSHAD	**.**
D00	JUL.2022	IFC	H.SHAKIBA	M.FAKHARIAN	M.MEHRSHAD	**.**

REV.	DESCRIPTION	CHECKED BY	CHECKED DATE	REV. APPR. BY	REV. APPR. DATE
***	**********	**.**	***.****	**.**	***.****

PROJECT NAME: BINAK OILFIELD DEVELOPMENT/SURFACE FACILITIES GAS COMPRESSOR STATION

PROJECT NO.: 971020

EPC CONTRACTOR: HIRGAN ENERGY – DESIGN & INSPECTION COMPANIES

EPD/EPC CONTRACTOR (GC): PETROIRAN DEVELOPMENT COMPANY (PEDCO)

اصل و کلیه نسخ این نقشه و حق اقتباس متعلق به شرکت ملی مناطق نفت خیز جنوب میباشد.

THE ORIGINAL AND ALL COPIES OF THIS DRAWING TOGETHER WITH THE COPYRIGHT THEREIN ARE THE SOLE PROPERTY OF N.I.S.O.C./ FIELDS

BINAK OILFIELD DEVELOPMENT
SURFACE FACILITIES
GAS COMPRESSOR STATION

DATE	SCALE	DRAWING BY	CHECKED BY	PROJECT ENG.

NO CONSTRUCTION PERMITTED UNLESS DRAWING APPROVED

APPROVED FOR CONSTRUCTION BY: DATE:

(VENDOR TITLE BLOCK)**

DRAWING TITLE: AREA ELECTRICAL CABLE ROUTE & SECTION LAYOUT

SCALE	SIZE	DRAWING NO.	SHEET NO.	REV.	BUDGET REF.	LOCATION	SIZE	CLASS	SERIAL NO.	SHEET	REVISION
1:500	A3	BK-GCS-PEDCO-120-EL-PY-0005	01 OF 23	D02	053-073-9184	F	2	P	709050	01 OF 23	D02

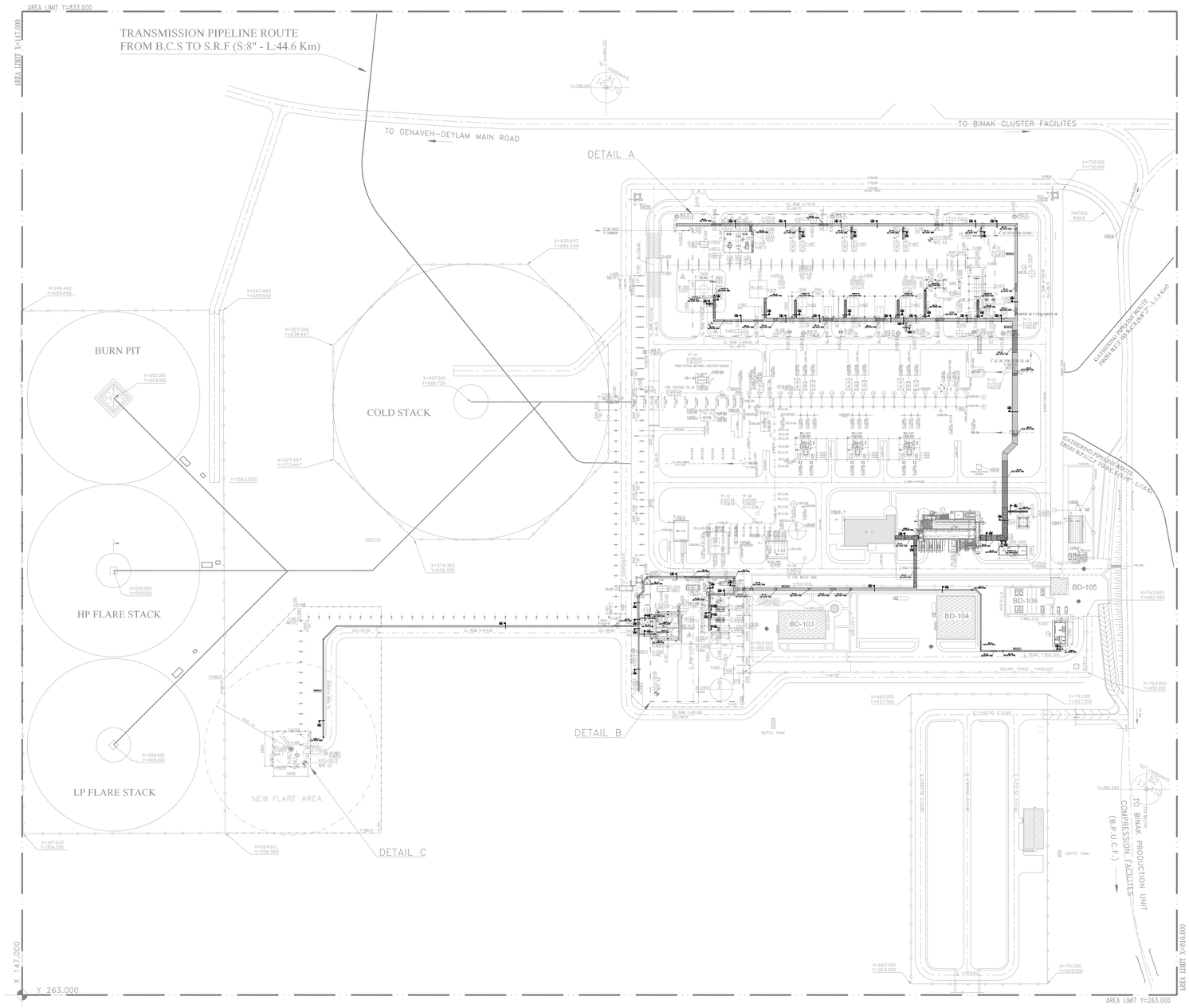

NOTES

1- UNLESS OTHERWISE SPECIFIED ALL DIMENSIONS ARE IN MILLIMETERS.
2- SINGLE CORE CABLES SHALL BE LAID IN TREFOIL GROUPS WITH CLEAR SPACING BETWEEN THE TREFOILS. TREFOIL FORMATION SHALL BE USED FOR EACH PHASE GROUP OF SINGLE CORE CABLES.
3- ALL BURIED TRENCHES SHALL BE EQUIPPED WITH CABLE MARKER & BACK FILLED WITH FINE SAND.
4- FOR EXACT LOCATION OF CABLES TRENCH SEE RELEVANT CIVIL DRAWING IN REFERENCE DOCUMENT.

LEGEND

- BURIED TRENCH
- DUCT BANK
- CONCRETE TRENCH
- PRE-CONSTRUCTED CONCRETE BLOCKS (DUCT BANKS) CONSISTING OF SPECIFIED SLEEVE PIPES (AS OPENING FOR BRINGING CABLES TO TRENCHES,ROUTES, ETC)
- SLEEVE PIPE TO ENTER

REFERENCE DRAWING	DRG. No.
UNIT PLOT PLAN DRAWING	BK-GCS-PEDCO-120-PI-PY-0001
CONCRETE CABLE DUCT BANK (ROAD CROSSING)	IPS-D-EL-209
CABLE TRENCH	IPS-D-EL-210
ARCHITECTURAL DRAWING FOR CHEMICAL INJ. PACKAGES/CHEMICAL STORAGE SHELTER	BK-GCS-PEDCO-120-AR-DW-0004
ARCHITECTURAL DRAWING FOR GAS COMPRESSORS SHELTER	BK-GCS-PEDCO-120-AR-DW-0003
ARCHITECTURAL DRAWING FOR UTILITY SHELTER	BK-GCS-PEDCO-120-AR-DW-0005
ARCHITECTURAL DRAWING FOR FIRE WATER PUMPS SHELTER	BK-GCS-PEDCO-120-AR-DW-0006
ELECTRICAL POWER & CONTROL CABLE SCHEDULE	BK-GCS-PEDCO-120-AR-DW-0006
STANDARD DRAWING FOR ELECTRICAL CABLE TRENCH	BK-GNRAL-PEDCO-000-CV-DW-0004
CALCULATION NOTE FOR CABLE SIZING	BK-GCS-PEDCO-120-EL-CN-0003
ELECTRICAL POWER & CONTROL CABLE SCHEDULE	BK-GCS-PEDCO-120-EL-LI-0002
CABLE TRENCH AND DUCT BANK LAYOUT	BK-GCS-PEDCO-120-CV-PY-0002
TYPICAL INSTALLATION DETAILS & NOTES FOR POWER SYSTEM	BK-GNRAL-PEDCO-000-EL-DW-0004

REV.	DATE	P.O.I.S	PREP.	CHK.	APP.	AUT.
D02	FEB.2024	IFA	H.SHAKIBA	M.FAKHARIAN	S.FARAMARZPOUR	**.**
D01	SEP.2023	IFA	H.SHAKIBA	M.FAKHARIAN	A.M.MOHSENI	**.**
D00	JUL.2022	IFC	H.SHAKIBA	M.FAKHARIAN	M.MEHRSHAD	**.**

REV.	DESCRIPTION	CHECKED BY	CHECKED DATE	REV. APPR. BY	REV. APPR. DATE
***	**********	**.**	***.****	**.**	***.****

PROJECT NAME: BINAK OILFIELD DEVELOPMENT/SURFACE FACILITIES GAS COMPRESSOR STATION

PROJECT NO.: 971020

EPC CONTRACTOR: HIRGAN ENERGY – DESIGN & INSPECTION COMPANIES

EPD/EPC CONTRACTOR (GC): PEDCO — PETROIRAN DEVELOPMENT COMPANY

اصل و کلیه نسخ این نقشه و حق اقتباس متعلق به شرکت ملی مناطق نفت خیز جنوب میباشد.

THE ORIGINAL AND ALL COPIES OF THIS DRAWING TOGETHER WITH THE COPYRIGHT THEREIN ARE THE SOLE PROPERTY OF N.I.S.O.C./ FIELDS

BINAK OILFIELD DEVELOPMENT
SURFACE FACILITIES
GAS COMPRESSOR STATION

DATE	SCALE	DRAWING BY	CHECKED BY	PROJECT ENG.

NO CONSTRUCTION PERMITTED UNLESS DRAWING APPROVED

APPROVED FOR CONSTRUCTION BY: DATE:

(VENDOR TITLE BLOCK)**

DRAWING TITLE: AREA ELECTRICAL CABLE ROUTE & SECTION LAYOUT

SCALE	SIZE	DRAWING NO.	SHEET NO.	REV.	BUDGET REF.	LOCATION	SIZE	CLASS	SERIAL NO.	SHEET	REVISION
1:1000	A0	BK-GCS-PEDCO-120-EL-PY-0005	02 OF 23	D02	053-073-9184	F	2	P	709050	02 OF 23	D02

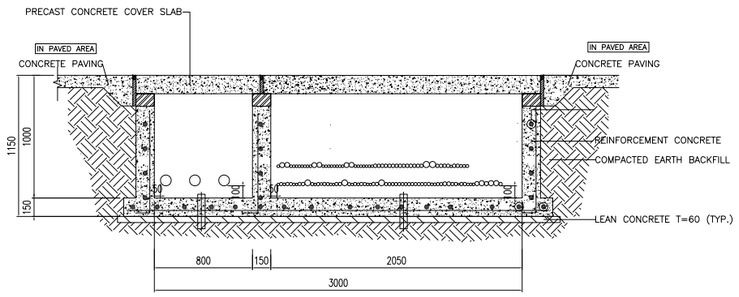

SECTION-01

01

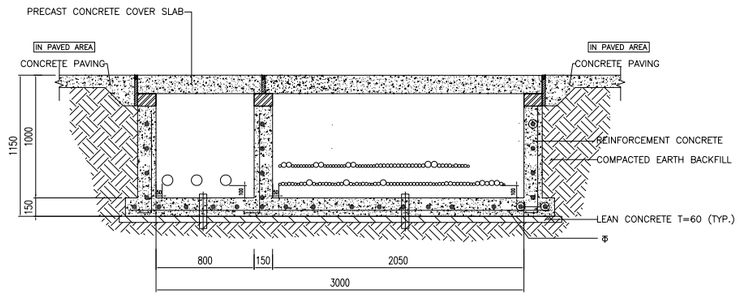

SECTION-03

03

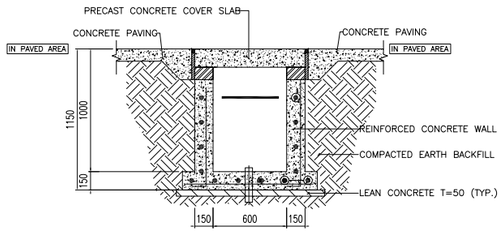

SECTION-02

02

LV CABLE		
Item	Cable Tag	O.D(mm)
1		
2		
3		

MV CABLE		
Item	Cable Tag	O.D(mm)
1	M-11SWGA-C2101-A	87.7
2	M-11SWGB-C2101-B	87.7
3	M-11SWGC-C2101-C	87.7

LV CABLE		
Item	Cable Tag	O.D(mm)
1	L-11SWGA-SPH-A	21
2	L-MCC2101A-DH	27.2
3	L-MCC2101A-BR	23.5
4	L-MCC2101A-AP	28.2
5	L-MCC2101A-DC	26.7
6	L-MCC2101A-LP	22.6
7	L-MCC2101A-LH	21
8	L-MCC2101A-AX	28.2
9	L-MCC2101A-WP	28.2
10	L-MCC2101A-WH	47.9
11	L-MCC2101A-WC	26.7
12	L-11SWGB-SPH-B	21
13	L-MCC2101B-DH	27.2
14	L-MCC2101B-BR	23.5
15	L-MCC2101B-AP	28.2
16	L-MCC2101B-DC	26.7
17	L-MCC2101B-LP	22.6
18	L-MCC2101B-LH	21
19	L-MCC2101B-AX	28.2
20	L-MCC2101B-WP	28.2
21	L-MCC2101B-WH	47.9
22	L-MCC2101B-WC	26.7
23	L-11SWGC-SPH-C	21
24	L-MCC2101C-DH	27.2
25	L-MCC2101C-BR	23.5
26	L-MCC2101C-AP	28.2
27	L-MCC2101C-DC	26.7
28	L-MCC2101C-LP	22.6
29	L-MCC2101C-LH	21
30	L-MCC2101C-AX	28.2
31	L-MCC2101C-WP	28.2
32	L-MCC2101C-WH	47.9
33	L-MCC2101C-WC	26.7
34	L-NSWGA-AC2121A	26.7
35	L-NSWGA-AC2122A	26.7
36	L-NSWGB-AC2121B	26.7
37	L-NSWGB-AC2122B	26.7
38	L-NSWGA-AC2121C	26.7
39	L-NSWGA-AC2122C	26.7
40	L-NSWGA-AC2131A	26.7
41	L-NSWGA-AC2132A	26.7
42	L-NSWGB-AC2131B	26.7
43	L-NSWGB-AC2132B	26.7
44	L-NSWGA-AC2131C	26.7
45	L-NSWGA-AC2132C	26.7
46	L-NSWGB-PK2207	28.1
47	L-PK2101-P100A	23.5
48	L-PK2101-P100B	23.5
49	L-NSWGE-P2203A	26.7
50	L-NSWGE-P2203B	26.7
51	L-NSWGE-P-2202A	32.4
52	L-NSWGE-P-2202B	32.4
53	L-NSWGE-P-2101A	28.2
54	L-NSWGE-P-2101B	28.2
55	L-NSWGB-P-2209	16.6
56	L-NSWGE-P-2201A	28.2
57	L-NSWGE-P-2201B	28.2
58	L-NSWGA-P-2103A	22.6
59	L-NSWGB-P-2103B	22.6
60	L-NSWGB-P-2104	22.6
61	L-NSWGB-CR-01	34.4
62	L-NSWGB-NDP-01	42.2
63	L-NSWGE-EDP-01	34.4
64	L-NSWGB-WS-PR-01	42.2
65	L-NSWGA-WS-PR-03	42.2
66	L-NSWGA-CP01	28.1
67	L-NSWGE-EHTC	
68	L-NSWGB-PK2101	53.8

CONTROL CABLE		
Item	Cable Tag	O.D(mm)
1	C-11SWGA-C2101-A	22.6
2	C-11SWGA-RTD2101-A	41
3	C-11SWGA-DF2101-A	41
4	C-MCC2101A-BR02	22.6
5	C-MCC2101A-AP2	22.6
6	C-MCC2101A-DC2	22.6
7	C-MCC2101A-LP2	22.6
8	C-MCC2101A-AX2	22.6
9	C-MCC2101A-WP2	22.6
10	C-MCC2101A-WC2	22.6
11	C-11SWGB-C2101-B	22.6
12	C-11SWGB-RTD2101-B	41
13	C-11SWGB-DF2101-B	41
14	C-MCC2101B-BR2	22.6
15	C-MCC2101B-AP2	22.6
16	C-MCC2101B-DC2	22.6
17	C-MCC2101B-LP2	22.6
18	C-MCC2101B-AX2	22.6
19	C-MCC2101B-WP2	22.6
20	C-MCC2101B-WC2	22.6
21	C-11SWGC-C2101-C	22.6
22	C-11SWGC-RTD2101-C	41
23	C-11SWGC-DF2101-C	41
24	C-MCC2101C-BR2	22.6
25	C-MCC2101C-AP2	22.6
26	C-MCC2101C-DC2	22.6
27	C-MCC2101C-LP2	22.6
28	C-MCC2101C-AX2	22.6
29	C-MCC2101C-WP2	22.6
30	C-MCC2101C-WC2	22.6
31	C-NSWGA-AC2121A-03	29
32	C-NSWGA-AC2122A-03	29
33	C-NSWGB-AC2121B-03	29
34	C-NSWGB-AC2122B-03	29
35	C-NSWGA-AC2121C-03	29
36	C-NSWGA-AC2122C-03	29
37	C-NSWGA-AC2131A-03	29
38	C-NSWGA-AC2132A-03	29
39	C-NSWGB-AC2131B-03	29
40	C-NSWGB-AC2132B-03	29
41	C-NSWGA-AC2131C-03	29
42	C-NSWGA-AC2132C-03	29
43	C-PK2101-P100A3	29
44	C-PK2101-P100B3	29
45	C-NSWGE-P2203A-03	25.3
46	C-NSWGE-P2203B-03	25.3
47	C-NSWGE-P-2202A-03	29
48	C-NSWGE-P-2202B-03	29
49	C-NSWGE-P-2101A-03	29
50	C-NSWGE-P-2101B-03	29
51	C-NSWGB-P-2209-03	20
52	C-NSWGE-P-2201A-03	29
53	C-NSWGE-P-2201B-03	29
54	C-NSWGA-P-2103A-03	25.3
55	C-NSWGB-P-2103B-03	25.3
56	C-NSWGB-P-2104-03	25.3
57	C-MCC2101A-EHT	25.3
58	C-MCC2101B-EHT	25.3
59	C-MCC2101C-EHT	25.3

MV CABLE		
Item	Cable Tag	O.D(mm)
1	M-11SWGA-C2101-A	87.7
2	M-11SWGB-C2101-B	87.7
3	M-11SWGC-C2101-C	87.7

LV CABLE		
Item	Cable Tag	O.D(mm)
1	L-11SWGA-SPH-A	21
2	L-MCC2101A-DH	27.2
3	L-MCC2101A-BR	23.5
4	L-MCC2101A-AP	28.2
5	L-MCC2101A-DC	26.7
6	L-MCC2101A-LP	22.6
7	L-MCC2101A-LH	21
8	L-MCC2101A-AX	28.2
9	L-MCC2101A-WP	28.2
10	L-MCC2101A-WH	47.9
11	L-MCC2101A-WC	26.7
12	L-11SWGB-SPH-B	21
13	L-MCC2101B-DH	27.2
14	L-MCC2101B-BR	23.5
15	L-MCC2101B-AP	28.2
16	L-MCC2101B-DC	26.7
17	L-MCC2101B-LP	22.6
18	L-MCC2101B-LH	21
19	L-MCC2101B-AX	28.2
20	L-MCC2101B-WP	28.2
21	L-MCC2101B-WH	47.9
22	L-MCC2101B-WC	26.7
23	L-11SWGC-SPH-C	21
24	L-MCC2101C-DH	27.2
25	L-MCC2101C-BR	23.5
26	L-MCC2101C-AP	28.2
27	L-MCC2101C-DC	26.7
28	L-MCC2101C-LP	22.6
29	L-MCC2101C-LH	21
30	L-MCC2101C-AX	28.2
31	L-MCC2101C-WP	28.2
32	L-MCC2101C-WH	47.9
33	L-MCC2101C-WC	26.7
34	L-NSWGA-AC2121A	26.7
35	L-NSWGA-AC2122A	26.7
36	L-NSWGB-AC2121B	26.7
37	L-NSWGB-AC2122B	26.7
38	L-NSWGA-AC2121C	26.7
39	L-NSWGA-AC2122C	26.7
40	L-NSWGA-AC2131A	26.7
41	L-NSWGA-AC2132A	26.7
42	L-NSWGB-AC2131B	26.7
43	L-NSWGB-AC2132B	26.7
44	L-NSWGA-AC2131C	26.7
45	L-NSWGA-AC2132C	26.7
46	L-NSWGB-PK2207	28.1
47	L-PK2101-P100A	23.5
48	L-PK2101-P100B	23.5
49	L-NSWGE-P2203A	26.7
50	L-NSWGE-P2203B	26.7
51	L-NSWGE-P-2202A	32.4
52	L-NSWGE-P-2202B	32.4
53	L-NSWGE-P-2101A	28.2
54	L-NSWGE-P-2101B	28.2
55	L-NSWGE-P-2201A	28.2
56	L-NSWGE-P-2201B	28.2
57	L-NSWGA-P-2103A	22.6
58	L-NSWGB-P-2103B	22.6
59	L-NSWGB-P-2104	22.6
60	L-NSWGB-CR-01	34.4
61	L-NSWGB-NDP-01	42.2
62	L-NSWGE-EDP-01	34.4
63	L-NSWGB-WS-PR-01	42.2
64	L-NSWGA-WS-PR-03	42.2
65	L-NSWGA-CP01	28.1
66	L-NSWGE-EHTC	
67	L-NSWGB-P-2209	16.6
68	L-NSWGB-PK2101	53.8

CONTROL CABLE		
Item	Cable Tag	O.D(mm)
1	C-11SWGA-C2101-A	22.6
2	C-11SWGA-RTD2101-A	41
3	C-11SWGA-DF2101-A	41
4	C-MCC2101A-BR02	22.6
5	C-MCC2101A-AP2	22.6
6	C-MCC2101A-DC2	22.6
7	C-MCC2101A-LP2	22.6
8	C-MCC2101A-AX2	22.6
9	C-MCC2101A-WP2	22.6
10	C-MCC2101A-WC2	22.6
11	C-11SWGB-C2101-B	22.6
12	C-11SWGB-RTD2101-B	41
13	C-11SWGB-DF2101-B	41
14	C-MCC2101B-BR2	22.6
15	C-MCC2101B-AP2	22.6
16	C-MCC2101B-DC2	22.6
17	C-MCC2101B-LP2	22.6
18	C-MCC2101B-AX2	22.6
19	C-MCC2101B-WP2	22.6
20	C-MCC2101B-WC2	22.6
21	C-11SWGC-C2101-C	22.6
22	C-11SWGC-RTD2101-C	41
23	C-11SWGC-DF2101-C	41
24	C-MCC2101C-BR2	22.6
25	C-MCC2101C-AP2	22.6
26	C-MCC2101C-DC2	22.6
27	C-MCC2101C-LP2	22.6
28	C-MCC2101C-AX2	22.6
29	C-MCC2101C-WP2	22.6
30	C-MCC2101C-WC2	22.6
31	C-NSWGA-AC2121A-03	29
32	C-NSWGA-AC2122A-03	29
33	C-NSWGB-AC2121B-03	29
34	C-NSWGB-AC2122B-03	29
35	C-NSWGA-AC2121C-03	29
36	C-NSWGA-AC2122C-03	29
37	C-NSWGA-AC2131A-03	29
38	C-NSWGA-AC2132A-03	29
39	C-NSWGB-AC2131B-03	29
40	C-NSWGB-AC2132B-03	29
41	C-NSWGA-AC2131C-03	29
42	C-NSWGA-AC2132C-03	29
43	C-PK2101-P100A3	29
44	C-PK2101-P100B3	29
45	C-NSWGE-P2203A-03	25.3
46	C-NSWGE-P2203B-03	25.3
47	C-NSWGE-P-2202A-03	29
48	C-NSWGE-P-2202B-03	29
49	C-NSWGE-P-2101A-03	29
50	C-NSWGE-P-2101B-03	29
51	C-NSWGE-P-2201A-03	29
52	C-NSWGE-P-2201B-03	29
53	C-NSWGA-P-2103A-03	25.3
54	C-NSWGB-P-2103B-03	25.3
55	C-NSWGB-P-2104-03	25.3
56	C-NSWGB-P-2209-03	20
57	C-MCC2101A-EHT	25.3
58	C-MCC2101B-EHT	25.3
59	C-MCC2101C-EHT	25.3

NOTES

1-UNLESS OTHERWISE SPECIFIED ALL DIMENSIONS ARE IN MILLIMETERS.
2- SINGLE CORE CABLES SHALL BE LAID IN TREFOIL GROUPS WITH CLEAR SPACING BETWEEN THE TREFOILS. TREFOIL FORMATION SHALL BE USED FOR EACH PHASE GROUP OF SINGLE CORE CABLES.
3- ALL BURIED TRENCHES SHALL BE EQUIPPED WITH CABLE MARKER & BACK FILLED WITH FINE SAND.

LEGEND

REFERENCE DRAWING	DRG. No.
UNIT PLOT PLAN DRAWING	BK-GCS-PEDCO-120-PI-PY-0001
CONCRETE CABLE DUCT BANK (ROAD CROSSING)	IPS-D-EL-209
CABLE TRENCH	IPS-D-EL-210
ARCHITECTURAL DRAWING FOR CHEMICAL INJ. PACKAGES/CHEMICAL STORAGE SHELTER	BK-GCS-PEDCO-120-AR-DW-0004
ARCHITECTURAL DRAWING FOR GAS COMPRESSORS SHELTER	BK-GCS-PEDCO-120-AR-DW-0003
ARCHITECTURAL DRAWING FOR UTILITY SHELTER	BK-GCS-PEDCO-120-AR-DW-0005
ARCHITECTURAL DRAWING FOR FIRE WATER PUMPS SHELTER	BK-GCS-PEDCO-120-AR-DW-0006
ELECTRICAL POWER & CONTROL CABLE SCHEDULE	BK-GCS-PEDCO-120-AR-DW-0006
STANDARD DRAWING FOR ELECTRICAL CABLE TRENCH	BK-GNRAL-PEDCO-000-CV-DW-0004
CALCULATION NOTE FOR CABLE SIZING	BK-GCS-PEDCO-120-EL-CN-0003
ELECTRICAL POWER & CONTROL CABLE SCHEDULE	BK-GCS-PEDCO-120-EL-LI-0002
CABLE TRENCH AND DUCT BANK LAYOUT	BK-GCS-PEDCO-120-CV-PY-0002
TYPICAL INSTALLATION DETAILS & NOTES FOR POWER SYSTEM	BK-GNRAL-PEDCO-000-EL-DW-0004

REV.	DATE	P.O.I.S	PREP.	CHK.	APP.	AUT.
D02	FEB.2024	IFA	H.SHAKIBA	M.FAKHARIAN	S.PARAMARZPOUR	**.**
D01	SEP.2023	IFA	H.SHAKIBA	M.FAKHARIAN	M.MEHRSHAD	**.**
D00	JUL.2022	IFC	H.SHAKIBA	M.FAKHARIAN	M.MEHRSHAD	**.**

REV.	DESCRIPTION	BY	DATE	BY	DATE
		CHECKED		REV. APPR.	
***	**********	**.**	***.****	**.**	***.****

PROJECT NAME: BINAK OILFIELD DEVELOPMENT/SURFACE FACILITIES GAS COMPRESSOR STATION

PROJECT NO.: 971020

EPC CONTRACTOR: HIRGAN ENERGY – DESIGN & INSPECTION COMPANIES

EPD/EPC CONTRACTOR (GC): PETROIRAN DEVELOPMENT COMPANY (PEDCO)

اصل و کلیه نسخ این نقشه و حق اقتباس متعلق به شرکت ملی مناطق نفت خیز جنوب میباشد.

THE ORIGINAL AND ALL COPIES OF THIS DRAWING TOGETHER WITH THE COPYRIGHT THEREIN ARE THE SOLE PROPERTY OF N.I.S.O.C./ FIELDS

BINAK OILFIELD DEVELOPMENT
SURFACE FACILITIES
GAS COMPRESSOR STATION

DATE	SCALE	DRAWING BY	CHECKED BY	PROJECT ENG.

(VENDOR TITLE BLOCK)**

DRAWING TITLE: AREA ELECTRICAL CABLE ROUTE & SECTION LAYOUT

NO CONSTRUCTION PERMITTED UNLESS DRAWING APPROVED

APPROVED FOR CONSTRUCTION BY: DATE:

SCALE	SIZE	DRAWING NO.	SHEET NO.	REV.
1:500	A3	BK-GCS-PEDCO-120-EL-PY-0005	03 OF 23	D02

BUDGET REF.	LOCATION	SIZE	CLASS	SERIAL NO.	SHEET	REVISION
053-073-9184	F	2	P	709050	03 OF 23	D02

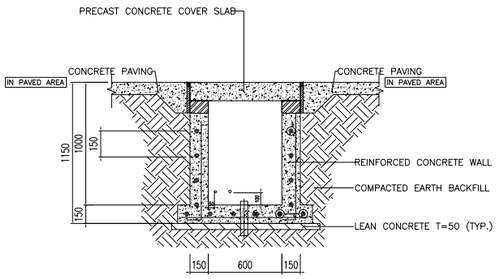

SECTION-04

04

LV CABLE		
Item	Cable Tag	O.D(mm)
1	L-NSWGB-P-2209	16.6

CONTROL CABLE		
Item	Cable Tag	O.D(mm)
1	C-NSWGB-P-2209-03	20

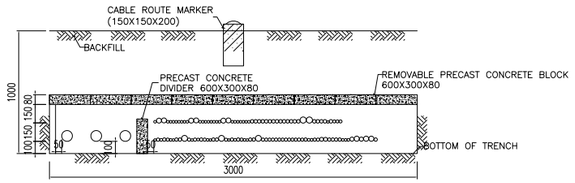

SECTION-05

05

MV CABLE		
Item	Cable Tag	O.D(mm)
1	M-11SWGA-C2101-A	87.7
2	M-11SWGB-C2101-B	87.7
3	M-11SWGC-C2101-C	87.7

LV CABLE		
Item	Cable Tag	O.D(mm)
1	L-11SWGA-SPH-A	21
2	L-MCC2101A-DH	27.2
3	L-MCC2101A-BR	23.5
4	L-MCC2101A-AP	28.2
5	L-MCC2101A-DC	26.7
6	L-MCC2101A-LP	22.6
7	L-MCC2101A-LH	21
8	L-MCC2101A-AX	28.2
9	L-MCC2101A-WP	28.2
10	L-MCC2101A-WH	47.9
11	L-MCC2101A-WC	26.7
12	L-11SWGB-SPH-B	21
13	L-MCC2101B-DH	27.2
14	L-MCC2101B-BR	23.5
15	L-MCC2101B-AP	28.2
16	L-MCC2101B-DC	26.7
17	L-MCC2101B-LP	22.6
18	L-MCC2101B-LH	21
19	L-MCC2101B-AX	28.2
20	L-MCC2101B-WP	28.2
21	L-MCC2101B-WH	47.9
22	L-MCC2101B-WC	26.7
23	L-11SWGC-SPH-C	21
24	L-MCC2101C-DH	27.2
25	L-MCC2101C-BR	23.5
26	L-MCC2101C-AP	28.2
27	L-MCC2101C-DC	26.7
28	L-MCC2101C-LP	22.6
29	L-MCC2101C-LH	21
30	L-MCC2101C-AX	28.2
31	L-MCC2101C-WP	28.2
32	L-MCC2101C-WH	47.9
33	L-MCC2101C-WC	26.7
34	L-NSWGA-AC2121A	26.7
35	L-NSWGA-AC2122A	26.7
36	L-NSWGB-AC2121B	26.7
37	L-NSWGB-AC2122B	26.7
38	L-NSWGA-AC2121C	26.7
39	L-NSWGA-AC2122C	26.7
40	L-NSWGA-AC2131A	26.7
41	L-NSWGA-AC2132A	26.7
42	L-NSWGB-AC2131B	26.7
43	L-NSWGB-AC2132B	26.7
44	L-NSWGA-AC2131C	26.7
45	L-NSWGA-AC2132C	26.7
46	L-NSWGB-PK2207	28.1
47	L-PK2101-P100A	23.5
48	L-PK2101-P100B	23.5
49	L-NSWGE-P2203A	26.7
50	L-NSWGE-P2203B	26.7
51	L-NSWGE-P-2202A	32.4
52	L-NSWGE-P-2202B	32.4
53	L-NSWGE-P-2101A	28.2
54	L-NSWGE-P-2101B	28.2
55	L-NSWGE-P-2201A	28.2
56	L-NSWGE-P-2201B	28.2
57	L-NSWGA-P-2103A	22.6
58	L-NSWGB-P-2103B	22.6
59	L-NSWGB-P-2104	22.6
60	L-NSWGB-CR-01	34.4
61	L-NSWGB-NDP-01	42.2
62	L-NSWGE-EDP-01	34.4
63	L-NSWGB-WS-PR-01	42.2
64	L-NSWGA-WS-PR-03	42.2
65	L-NSWGA-CP01	28.1
66	L-NSWGE-EHTC	
67	L-NSWGB-PK2101	53.8

CONTROL CABLE		
Item	Cable Tag	O.D(mm)
1	C-11SWGA-C2101-A	22.6
2	C-11SWGA-RTD2101-A	41
3	C-11SWGA-DF2101-A	41
4	C-MCC2101A-BR02	22.6
5	C-MCC2101A-AP2	22.6
6	C-MCC2101A-DC2	22.6
7	C-MCC2101A-LP2	22.6
8	C-MCC2101A-AX2	22.6
9	C-MCC2101A-WP2	22.6
10	C-MCC2101A-WC2	22.6
11	C-11SWGB-C2101-B	22.6
12	C-11SWGB-RTD2101-B	41
13	C-11SWGB-DF2101-B	41
14	C-MCC2101B-BR2	22.6
15	C-MCC2101B-AP2	22.6
16	C-MCC2101B-DC2	22.6
17	C-MCC2101B-LP2	22.6
18	C-MCC2101B-AX2	22.6
19	C-MCC2101B-WP2	22.6
20	C-MCC2101B-WC2	22.6
21	C-11SWGC-C2101-C	22.6
22	C-11SWGC-RTD2101-C	41
23	C-11SWGC-DF2101-C	41
24	C-MCC2101C-BR2	22.6
25	C-MCC2101C-AP2	22.6
26	C-MCC2101C-DC2	22.6
27	C-MCC2101C-LP2	22.6
28	C-MCC2101C-AX2	22.6
29	C-MCC2101C-WP2	22.6
30	C-MCC2101C-WC2	22.6
31	C-NSWGA-AC2121A-03	29
32	C-NSWGA-AC2122A-03	29
33	C-NSWGB-AC2121B-03	29
34	C-NSWGB-AC2122B-03	29
35	C-NSWGA-AC2121C-03	29
36	C-NSWGA-AC2122C-03	29
37	C-NSWGA-AC2131A-03	29
38	C-NSWGA-AC2132A-03	29
39	C-NSWGB-AC2131B-03	29
40	C-NSWGB-AC2132B-03	29
41	C-NSWGA-AC2131C-03	29
42	C-NSWGA-AC2132C-03	29
43	C-PK2101-P100A3	29
44	C-PK2101-P100B3	29
45	C-NSWGE-P2203A-03	25.3
46	C-NSWGE-P2203B-03	25.3
47	C-NSWGE-P-2202A-03	29
48	C-NSWGE-P-2202B-03	29
49	C-NSWGE-P-2101A-03	29
50	C-NSWGE-P-2101B-03	29
51	C-NSWGE-P-2201A-03	29
52	C-NSWGE-P-2201B-03	29
53	C-NSWGA-P-2103A-03	25.3
54	C-NSWGB-P-2103B-03	25.3
55	C-NSWGB-P-2104-03	25.3
56	C-MCC2101A-EHT	25.3
57	C-MCC2101B-EHT	25.3
58	C-MCC2101C-EHT	25.3

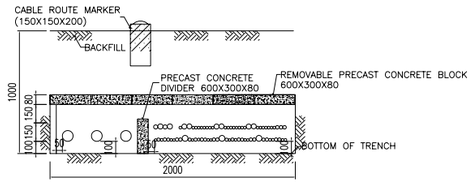

SECTION-06

06

MV CABLE		
Item	Cable Tag	O.D(mm)
1	M-11SWGA-C2101-A	87.7
2	M-11SWGB-C2101-B	87.7
3	M-11SWGC-C2101-C	87.7

LV CABLE		
Item	Cable Tag	O.D(mm)
1	L-11SWGA-SPH-A	21
2	L-MCC2101A-DH	27.2
3	L-MCC2101A-BR	23.5
4	L-MCC2101A-AP	28.2
5	L-MCC2101A-DC	26.7
6	L-MCC2101A-LP	22.6
7	L-MCC2101A-LH	21
8	L-MCC2101A-AX	28.2
9	L-MCC2101A-WP	28.2
10	L-MCC2101A-WH	47.9
11	L-MCC2101A-WC	26.7
12	L-11SWGB-SPH-B	21
13	L-MCC2101B-DH	27.2
14	L-MCC2101B-BR	23.5
15	L-MCC2101B-AP	28.2
16	L-MCC2101B-DC	26.7
17	L-MCC2101B-LP	22.6
18	L-MCC2101B-LH	21
19	L-MCC2101B-AX	28.2
20	L-MCC2101B-WP	28.2
21	L-MCC2101B-WH	47.9
22	L-MCC2101B-WC	26.7
23	L-11SWGC-SPH-C	21
24	L-MCC2101C-DH	27.2
25	L-MCC2101C-BR	23.5
26	L-MCC2101C-AP	28.2
27	L-MCC2101C-DC	26.7
28	L-MCC2101C-LP	22.6
29	L-MCC2101C-LH	21
30	L-MCC2101C-AX	28.2
31	L-MCC2101C-WP	28.2
32	L-MCC2101C-WH	47.9
33	L-MCC2101C-WC	26.7
34	L-NSWGB-PK2207	28.1
35	L-PK2101-P100A	23.5
36	L-PK2101-P100B	23.5
37	L-NSWGE-P-2101A	28.2
38	L-NSWGE-P-2101B	28.2
39	L-NSWGA-P-2103A	22.6
40	L-NSWGB-P-2103B	22.6
41	L-NSWGB-CR-01	34.4
42	L-NSWGB-NDP-01	42.2
43	L-NSWGE-EDP-01	34.4
44	L-NSWGB-WS-PR-01	42.2
45	L-NSWGE-EHTC	
46	L-NSWGB-PK2101	53.8

CONTROL CABLE		
Item	Cable Tag	O.D(mm)
1	C-11SWGA-C2101-A	22.6
2	C-11SWGA-RTD2101-A	41
3	C-11SWGA-DF2101-A	41
4	C-MCC2101A-BR02	22.6
5	C-MCC2101A-AP2	22.6
6	C-MCC2101A-DC2	22.6
7	C-MCC2101A-LP2	22.6
8	C-MCC2101A-AX2	22.6
9	C-MCC2101A-WP2	22.6
10	C-MCC2101A-WC2	22.6
11	C-11SWGB-C2101-B	22.6
12	C-11SWGB-RTD2101-B	41
13	C-11SWGB-DF2101-B	41
14	C-MCC2101B-BR2	22.6
15	C-MCC2101B-AP2	22.6
16	C-MCC2101B-DC2	22.6
17	C-MCC2101B-LP2	22.6
18	C-MCC2101B-AX2	22.6
19	C-MCC2101B-WP2	22.6
20	C-MCC2101B-WC2	22.6
21	C-11SWGC-C2101-C	22.6
22	C-11SWGC-RTD2101-C	41
23	C-11SWGC-DF2101-C	41
24	C-MCC2101C-BR2	22.6
25	C-MCC2101C-AP2	22.6
26	C-MCC2101C-DC2	22.6
27	C-MCC2101C-LP2	22.6
28	C-MCC2101C-AX2	22.6
29	C-MCC2101C-WP2	22.6
30	C-MCC2101C-WC2	22.6
31	C-PK2101-P100A3	29
32	C-PK2101-P100B3	29
33	C-NSWGE-P-2101A-03	29
34	C-NSWGE-P-2101B-03	29
35	C-NSWGA-P-2103A-03	25.3
36	C-NSWGB-P-2103B-03	25.3
37	C-MCC2101A-EHT	25.3
38	C-MCC2101B-EHT	25.3
39	C-MCC2101C-EHT	25.3

NOTES

1-UNLESS OTHERWISE SPECIFIED ALL DIMENSIONS ARE IN MILLIMETERS.
2- SINGLE CORE CABLES SHALL BE LAID IN TREFOIL GROUPS WITH CLEAR SPACING BETWEEN THE TREFOILS. TREFOIL FORMATION SHALL BE USED FOR EACH PHASE GROUP OF SINGLE CORE CABLES.
3- ALL BURIED TRENCHES SHALL BE EQUIPPED WITH CABLE MARKER & BACK FILLED WITH FINE SAND.

LEGEND

REFERENCE DRAWING	DRG. No.
UNIT PLOT PLAN DRAWING	BK-GCS-PEDCO-120-PI-PY-0001
CONCRETE CABLE DUCT BANK (ROAD CROSSING)	IPS-D-EL-209
CABLE TRENCH	IPS-D-EL-210
ARCHITECTURAL DRAWING FOR CHEMICAL INJ. PACKAGES/CHEMICAL STORAGE SHELTER	BK-GCS-PEDCO-120-AR-DW-0004
ARCHITECTURAL DRAWING FOR GAS COMPRESSORS SHELTER	BK-GCS-PEDCO-120-AR-DW-0003
ARCHITECTURAL DRAWING FOR UTILITY SHELTER	BK-GCS-PEDCO-120-AR-DW-0005
ARCHITECTURAL DRAWING FOR FIRE WATER PUMPS SHELTER	BK-GCS-PEDCO-120-AR-DW-0006
ELECTRICAL POWER & CONTROL CABLE SCHEDULE	BK-GCS-PEDCO-120-AR-DW-0006
STANDARD DRAWING FOR ELECTRICAL CABLE TRENCH	BK-GNRAL-PEDCO-000-CV-DW-0004
CALCULATION NOTE FOR CABLE SIZING	BK-GCS-PEDCO-120-EL-CN-0003
ELECTRICAL POWER & CONTROL CABLE SCHEDULE	BK-GCS-PEDCO-120-EL-LI-0002
CABLE TRENCH AND DUCT BANK LAYOUT	BK-GCS-PEDCO-120-CV-PY-0002
TYPICAL INSTALLATION DETAILS & NOTES FOR POWER SYSTEM	BK-GNRAL-PEDCO-000-EL-DW-0004

REV.	DATE	P.O.I.S	PREP.	CHK.	APP.	AUT.
D02	FEB.2024	IFA	H.SHAKIBA	M.FAKHARIAN	S.PARAMASEPOUR	**.**
D01	SEP.2023	IFA	H.SHAKIBA	M.FAKHARIAN	M.MEHRSHAD	**.**
D00	JUL.2022	IFC	H.SHAKIBA	M.FAKHARIAN	M.MEHRSHAD	**.**

REV.	DESCRIPTION	BY	DATE	BY	DATE
		CHECKED		REV. APPR.	
***	**********	**.**	***.****	**.**	***.****

PROJECT NAME: BINAK OILFIELD DEVELOPMENT/SURFACE FACILITIES GAS COMPRESSOR STATION

PROJECT NO.: 971020

EPC CONTRACTOR: HIRGAN ENERGY – DESIGN & INSPECTION COMPANIES

EPD/EPC CONTRACTOR (GC): PETROIRAN DEVELOPMENT COMPANY (PEDCO)

اصل و کلیه نسخ این نقشه و حق اقتباس متعلق به شرکت ملی مناطق نفت خیز جنوب میباشد.

THE ORIGINAL AND ALL COPIES OF THIS DRAWING TOGETHER WITH THE COPYRIGHT THEREIN ARE THE SOLE PROPERTY OF N.I.S.O.C./ FIELDS

BINAK OILFIELD DEVELOPMENT
SURFACE FACILITIES
GAS COMPRESSOR STATION

DATE	SCALE	DRAWING BY	CHECKED BY	PROJECT ENG.

NO CONSTRUCTION PERMITTED UNLESS DRAWING APPROVED

APPROVED FOR CONSTRUCTION | BY: | DATE:

(VENDOR TITLE BLOCK)**

DRAWING TITLE: AREA ELECTRICAL CABLE ROUTE & SECTION LAYOUT

SCALE	SIZE	DRAWING NO.	SHEET NO.	REV.	BUDGET REF.	LOCATION	SIZE	CLASS	SERIAL NO.	SHEET	REVISION
1:500	A3	BK-GCS-PEDCO-120-EL-PY-0005	04 OF 23	D02	053-073-9184	F	2	P	709050	04 OF 23	D02

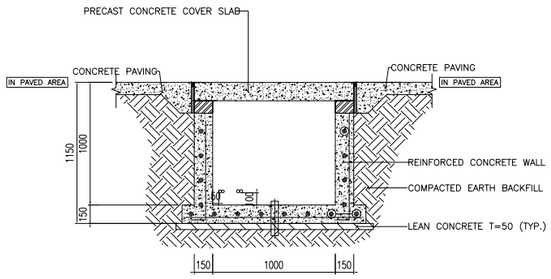

SECTION-07

07

LV CABLE		
Item	Cable Tag	O.D(mm)
1	L-NSWGE-P-2101A	28.2
2	L-NSWGE-P-2101B	28.2

CONTROL CABLE		
Item	Cable Tag	O.D(mm)
1	C-NSWGE-P-2101A-03	29
2	C-NSWGE-P-2101B-03	29

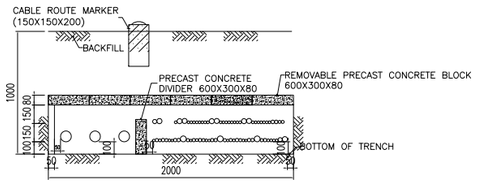

SECTION-08

08

MV CABLE		
Item	Cable Tag	O.D(mm)
1	M-11SWGA-C2101-A	87.7
2	M-11SWGB-C2101-B	87.7
3	M-11SWGC-C2101-C	87.7

LV CABLE		
Item	Cable Tag	O.D(mm)
1	L-11SWGA-SPH-A	21
2	L-MCC2101A-DH	27.2
3	L-MCC2101A-BR	23.5
4	L-MCC2101A-AP	28.2
5	L-MCC2101A-DC	26.7
6	L-MCC2101A-LP	22.6
7	L-MCC2101A-LH	21
8	L-MCC2101A-AX	28.2
9	L-MCC2101A-WP	28.2
10	L-MCC2101A-WH	47.9
11	L-MCC2101A-WC	26.7
12	L-11SWGB-SPH-B	21
13	L-MCC2101B-DH	27.2
14	L-MCC2101B-BR	23.5
15	L-MCC2101B-AP	28.2
16	L-MCC2101B-DC	26.7
17	L-MCC2101B-LP	22.6
18	L-MCC2101B-LH	21
19	L-MCC2101B-AX	28.2
20	L-MCC2101B-WP	28.2
21	L-MCC2101B-WH	47.9
22	L-MCC2101B-WC	26.7
23	L-11SWGC-SPH-C	21
24	L-MCC2101C-DH	27.2
25	L-MCC2101C-BR	23.5
26	L-MCC2101C-AP	28.2
27	L-MCC2101C-DC	26.7
28	L-MCC2101C-LP	22.6
29	L-MCC2101C-LH	21
30	L-MCC2101C-AX	28.2
31	L-MCC2101C-WP	28.2
32	L-MCC2101C-WH	47.9
33	L-MCC2101C-WC	26.7
34	L-NSWGB-PK2207	28.1
35	L-PK2101-P100A	23.5
36	L-PK2101-P100B	23.5
37	L-NSWGA-P-2103A	22.6
38	L-NSWGB-P-2103B	22.6
39	L-NSWGB-CR-01	34.4
40	L-NSWGB-NDP-01	42.2
41	L-NSWGE-EDP-01	34.4
42	L-NSWGB-WS-PR-01	42.2
43	L-NSWGE-EHTC	
44	L-NSWGB-PK2101	53.8

CONTROL CABLE		
Item	Cable Tag	O.D(mm)
1	C-11SWGA-C2101-A	22.6
2	C-11SWGA-RTD2101-A	41
3	C-11SWGA-DF2101-A	41
4	C-MCC2101A-BR02	22.6
5	C-MCC2101A-AP2	22.6
6	C-MCC2101A-DC2	22.6
7	C-MCC2101A-LP2	22.6
8	C-MCC2101A-AX2	22.6
9	C-MCC2101A-WP2	22.6
10	C-MCC2101A-WC2	22.6
11	C-11SWGB-C2101-B	22.6
12	C-11SWGB-RTD2101-B	41
13	C-11SWGB-DF2101-B	41
14	C-MCC2101B-BR2	22.6
15	C-MCC2101B-AP2	22.6
16	C-MCC2101B-DC2	22.6
17	C-MCC2101B-LP2	22.6
18	C-MCC2101B-AX2	22.6
19	C-MCC2101B-WP2	22.6
20	C-MCC2101B-WC2	22.6
21	C-11SWGC-C2101-C	22.6
22	C-11SWGC-RTD2101-C	41
23	C-11SWGC-DF2101-C	41
24	C-MCC2101C-BR2	22.6
25	C-MCC2101C-AP2	22.6
26	C-MCC2101C-DC2	22.6
27	C-MCC2101C-LP2	22.6
28	C-MCC2101C-AX2	22.6
29	C-MCC2101C-WP2	22.6
30	C-MCC2101C-WC2	22.6
31	C-PK2101-P100A3	29
32	C-PK2101-P100B3	29
33	C-NSWGA-P-2103A-03	25.3
34	C-NSWGB-P-2103B-03	25.3
35	C-MCC2101A-EHT	25.3
36	C-MCC2101B-EHT	25.3
37	C-MCC2101C-EHT	25.3

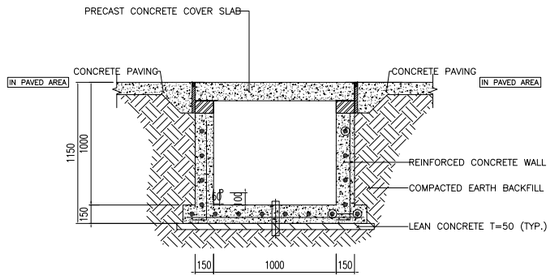

SECTION-09

09

LV CABLE		
Item	Cable Tag	O.D(mm)
1	L-NSWGB-PK2207	28.1

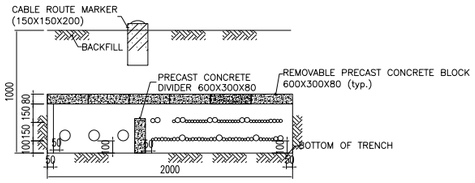

SECTION-10

10

MV CABLE		
Item	Cable Tag	O.D(mm)
1	M-11SWGA-C2101-A	87.7
2	M-11SWGB-C2101-B	87.7
3	M-11SWGC-C2101-C	87.7

LV CABLE		
Item	Cable Tag	O.D(mm)
1	L-11SWGA-SPH-A	21
2	L-MCC2101A-DH	27.2
3	L-MCC2101A-BR	23.5
4	L-MCC2101A-AP	28.2
5	L-MCC2101A-DC	26.7
6	L-MCC2101A-LP	22.6
7	L-MCC2101A-LH	21
8	L-MCC2101A-AX	28.2
9	L-MCC2101A-WP	28.2
10	L-MCC2101A-WH	47.9
11	L-MCC2101A-WC	26.7
12	L-11SWGB-SPH-B	21
13	L-MCC2101B-DH	27.2
14	L-MCC2101B-BR	23.5
15	L-MCC2101B-AP	28.2
16	L-MCC2101B-DC	26.7
17	L-MCC2101B-LP	22.6
18	L-MCC2101B-LH	21
19	L-MCC2101B-AX	28.2
20	L-MCC2101B-WP	28.2
21	L-MCC2101B-WH	47.9
22	L-MCC2101B-WC	26.7
23	L-11SWGC-SPH-C	21
24	L-MCC2101C-DH	27.2
25	L-MCC2101C-BR	23.5
26	L-MCC2101C-AP	28.2
27	L-MCC2101C-DC	26.7
28	L-MCC2101C-LP	22.6
29	L-MCC2101C-LH	21
30	L-MCC2101C-AX	28.2
31	L-MCC2101C-WP	28.2
32	L-MCC2101C-WH	47.9
33	L-MCC2101C-WC	26.7
34	L-PK2101-P100A	23.5
35	L-PK2101-P100B	23.5
36	L-NSWGA-P-2103A	22.6
37	L-NSWGB-P-2103B	22.6
38	L-NSWGB-CR-01	34.4
39	L-NSWGB-NDP-01	42.2
40	L-NSWGE-EDP-01	34.4
41	L-NSWGB-WS-PR-01	42.2
42	L-NSWGE-EHTC	
43	L-NSWGB-PK2101	53.8

CONTROL CABLE		
Item	Cable Tag	O.D(mm)
1	C-11SWGA-C2101-A	22.6
2	C-11SWGA-RTD2101-A	41
3	C-11SWGA-DF2101-A	41
4	C-MCC2101A-BR02	22.6
5	C-MCC2101A-AP2	22.6
6	C-MCC2101A-DC2	22.6
7	C-MCC2101A-LP2	22.6
8	C-MCC2101A-AX2	22.6
9	C-MCC2101A-WP2	22.6
10	C-MCC2101A-WC2	22.6
11	C-11SWGB-C2101-B	22.6
12	C-11SWGB-RTD2101-B	41
13	C-11SWGB-DF2101-B	41
14	C-MCC2101B-BR2	22.6
15	C-MCC2101B-AP2	22.6
16	C-MCC2101B-DC2	22.6
17	C-MCC2101B-LP2	22.6
18	C-MCC2101B-AX2	22.6
19	C-MCC2101B-WP2	22.6
20	C-MCC2101B-WC2	22.6
21	C-11SWGC-C2101-C	22.6
22	C-11SWGC-RTD2101-C	41
23	C-11SWGC-DF2101-C	41
24	C-MCC2101C-BR2	22.6
25	C-MCC2101C-AP2	22.6
26	C-MCC2101C-DC2	22.6
27	C-MCC2101C-LP2	22.6
28	C-MCC2101C-AX2	22.6
29	C-MCC2101C-WP2	22.6
30	C-MCC2101C-WC2	22.6
31	C-PK2101-P100A3	29
32	C-PK2101-P100B3	29
33	C-NSWGA-P-2103A-03	25.3
34	C-NSWGB-P-2103B-03	25.3
35	C-MCC2101A-EHT	25.3
36	C-MCC2101B-EHT	25.3
37	C-MCC2101C-EHT	25.3

NOTES

1- UNLESS OTHERWISE SPECIFIED ALL DIMENSIONS ARE IN MILLIMETERS.
2- SINGLE CORE CABLES SHALL BE LAID IN TREFOIL GROUPS WITH CLEAR SPACING BETWEEN THE TREFOILS. TREFOIL FORMATION SHALL BE USED FOR EACH PHASE GROUP OF SINGLE CORE CABLES.
3- ALL BURIED TRENCHES SHALL BE EQUIPPED WITH CABLE MARKER & BACK FILLED WITH FINE SAND.

LEGEND

REFERENCE DRAWING	DRG. No.
UNIT PLOT PLAN DRAWING	BK-GCS-PEDCO-120-PI-PY-0001
CONCRETE CABLE DUCT BANK (ROAD CROSSING)	IPS-D-EL-209
CABLE TRENCH	IPS-D-EL-210
ARCHITECTURAL DRAWING FOR CHEMICAL INJ. PACKAGES/CHEMICAL STORAGE SHELTER	BK-GCS-PEDCO-120-AR-DW-0004
ARCHITECTURAL DRAWING FOR GAS COMPRESSORS SHELTER	BK-GCS-PEDCO-120-AR-DW-0003
ARCHITECTURAL DRAWING FOR UTILITY SHELTER	BK-GCS-PEDCO-120-AR-DW-0005
ARCHITECTURAL DRAWING FOR FIRE WATER PUMPS SHELTER	BK-GCS-PEDCO-120-AR-DW-0006
ELECTRICAL POWER & CONTROL CABLE SCHEDULE	BK-GCS-PEDCO-120-AR-DW-0006
STANDARD DRAWING FOR ELECTRICAL CABLE TRENCH	BK-GNRAL-PEDCO-000-CV-DW-0004
CALCULATION NOTE FOR CABLE SIZING	BK-GCS-PEDCO-120-EL-CN-0003
ELECTRICAL POWER & CONTROL CABLE SCHEDULE	BK-GCS-PEDCO-120-EL-LI-0002
CABLE TRENCH AND DUCT BANK LAYOUT	BK-GCS-PEDCO-120-CV-PY-0002
TYPICAL INSTALLATION DETAILS & NOTES FOR POWER SYSTEM	BK-GNRAL-PEDCO-000-EL-DW-0004

REV.	DATE	P.O.I.S	PREP.	CHK.	APP.	AUT.
D02	FEB.2024	IFA	H.SHAKIBA	M.FAKHARIAN	S.PARAMAREZPOUR	**.**
D01	SEP.2023	IFA	H.SHAKIBA	M.FAKHARIAN	M.MEHRESHAD	**.**
D00	JUL.2022	IFC	H.SHAKIBA	M.FAKHARIAN	M.MEHRESHAD	**.**

REV.	DESCRIPTION	CHECKED BY	CHECKED DATE	REV. APPR. BY	REV. APPR. DATE
***	**********	**.**	***.****	**.**	***.****

PROJECT NAME: BINAK OILFIELD DEVELOPMENT/SURFACE FACILITIES GAS COMPRESSOR STATION

PROJECT NO.: 971020

EPC CONTRACTOR: HIRGAN ENERGY - DESIGN & INSPECTION COMPANIES

EPD/EPC CONTRACTOR (GC): PETROIRAN DEVELOPMENT COMPANY (PEDCO)

اصل و کلیه نسخ این نقشه و حق اقتباس متعلق به شرکت ملی مناطق نفت خیز جنوب میباشد.

THE ORIGINAL AND ALL COPIES OF THIS DRAWING TOGETHER WITH THE COPYRIGHT THEREIN ARE THE SOLE PROPERTY OF N.I.S.O.C./ FIELDS

BINAK OILFIELD DEVELOPMENT
SURFACE FACILITIES
GAS COMPRESSOR STATION

DATE	SCALE	DRAWING BY	CHECKED BY	PROJECT ENG.

NO CONSTRUCTION PERMITTED UNLESS DRAWING APPROVED

APPROVED FOR CONSTRUCTION BY: DATE:

(VENDOR TITLE BLOCK)**

DRAWING TITLE: AREA ELECTRICAL CABLE ROUTE & SECTION LAYOUT

SCALE	SIZE	DRAWING NO.	SHEET NO.	REV.	BUDGET REF.	LOCATION	SIZE	CLASS	SERIAL NO.	SHEET	REVISION
1:500	A3	BK-GCS-PEDCO-120-EL-PY-0005	05 OF 23	D02	053-073-9184	F	2	P	709050	05 OF 23	D02

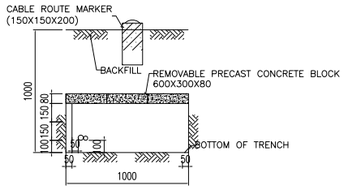

SECTION–11

11

LV CABLE		
Item	Cable Tag	O.D(mm)
1	L-NSWGB-NDP-01	42.2
2	L-NSWGE-EDP-01	34.4

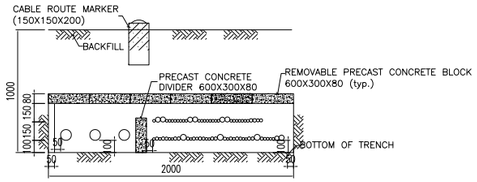

SECTION–12

12

MV CABLE		
Item	Cable Tag	O.D(mm)
1	M-11SWGA-C2101-A	87.7
2	M-11SWGB-C2101-B	87.7
3	M-11SWGC-C2101-C	87.7

LV CABLE		
Item	Cable Tag	O.D(mm)
1	L-11SWGA-SPH-A	21
2	L-MCC2101A-DH	27.2
3	L-MCC2101A-BR	23.5
4	L-MCC2101A-AP	28.2
5	L-MCC2101A-DC	26.7
6	L-MCC2101A-LP	22.6
7	L-MCC2101A-LH	21
8	L-MCC2101A-AX	28.2
9	L-MCC2101A-WP	28.2
10	L-MCC2101A-WH	47.9
11	L-MCC2101A-WC	26.7
12	L-11SWGB-SPH-B	21
13	L-MCC2101B-DH	27.2
14	L-MCC2101B-BR	23.5
15	L-MCC2101B-AP	28.2
16	L-MCC2101B-DC	26.7
17	L-MCC2101B-LP	22.6
18	L-MCC2101B-LH	21
19	L-MCC2101B-AX	28.2
20	L-MCC2101B-WP	28.2
21	L-MCC2101B-WH	47.9
22	L-MCC2101B-WC	26.7
23	L-11SWGC-SPH-C	21
24	L-MCC2101C-DH	27.2
25	L-MCC2101C-BR	23.5
26	L-MCC2101C-AP	28.2
27	L-MCC2101C-DC	26.7
28	L-MCC2101C-LP	22.6
29	L-MCC2101C-LH	21
30	L-MCC2101C-AX	28.2
31	L-MCC2101C-WP	28.2
32	L-MCC2101C-WH	47.9
33	L-MCC2101C-WC	26.7
34	L-PK2101-P100A	23.5
35	L-PK2101-P100B	23.5
36	L-NSWGA-P-2103A	22.6
37	L-NSWGB-P-2103B	22.6
38	L-NSWGB-CR-01	34.4
39	L-NSWGB-WS-PR-01	42.2
40	L-NSWGE-EHTC	
41	L-NSWGB-PK2101	53.8

CONTROL CABLE		
Item	Cable Tag	O.D(mm)
1	C-11SWGA-C2101-A	22.6
2	C-11SWGA-RTD2101-A	41
3	C-11SWGA-DF2101-A	41
4	C-MCC2101A-BR02	22.6
5	C-MCC2101A-AP2	22.6
6	C-MCC2101A-DC2	22.6
7	C-MCC2101A-LP2	22.6
8	C-MCC2101A-AX2	22.6
9	C-MCC2101A-WP2	22.6
10	C-MCC2101A-WC2	22.6
11	C-11SWGB-C2101-B	22.6
12	C-11SWGB-RTD2101-B	41
13	C-11SWGB-DF2101-B	41
14	C-MCC2101B-BR2	22.6
15	C-MCC2101B-AP2	22.6
16	C-MCC2101B-DC2	22.6
17	C-MCC2101B-LP2	22.6
18	C-MCC2101B-AX2	22.6
19	C-MCC2101B-WP2	22.6
20	C-MCC2101B-WC2	22.6
21	C-11SWGC-C2101-C	22.6
22	C-11SWGC-RTD2101-C	41
23	C-11SWGC-DF2101-C	41
24	C-MCC2101C-BR2	22.6
25	C-MCC2101C-AP2	22.6
26	C-MCC2101C-DC2	22.6
27	C-MCC2101C-LP2	22.6
28	C-MCC2101C-AX2	22.6
29	C-MCC2101C-WP2	22.6
30	C-MCC2101C-WC2	22.6
31	C-PK2101-P100A3	29
32	C-PK2101-P100B3	29
33	C-NSWGA-P-2103A-03	25.3
34	C-NSWGB-P-2103B-03	25.3
35	C-MCC2101A-EHT	25.3
36	C-MCC2101B-EHT	25.3
37	C-MCC2101C-EHT	25.3

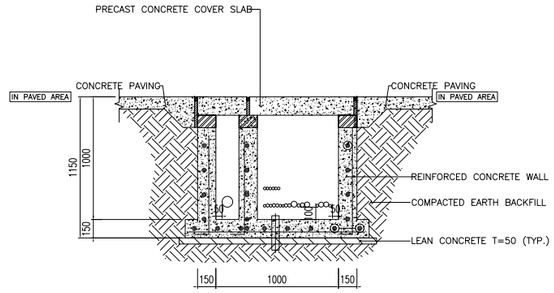

SECTION–13

13

MV CABLE		
Item	Cable Tag	O.D(mm)
1	M-11SWGA-C2101-A	87.7

LV CABLE		
Item	Cable Tag	O.D(mm)
1	L-11SWGA-SPH-A	21
2	L-MCC2101A-DH	27.2
3	L-MCC2101A-BR	23.5
4	L-MCC2101A-AP	28.2
5	L-MCC2101A-DC	26.7
6	L-MCC2101A-LP	22.6
7	L-MCC2101A-LH	21
8	L-MCC2101A-AX	28.2
9	L-MCC2101A-WP	28.2
10	L-MCC2101A-WH	47.9
11	L-MCC2101A-WC	26.7
12	L-NSWGB-CR-01	34.4
13	L-NSWGB-WS-PR-01	42.2
14	L-NSWGE-EHTC	

CONTROL CABLE		
Item	Cable Tag	O.D(mm)
1	C-11SWGA-C2101-A	22.6
2	C-11SWGA-RTD2101-A	41
3	C-11SWGA-DF2101-A	41
4	C-MCC2101A-BR02	22.6
5	C-MCC2101A-AP2	22.6
6	C-MCC2101A-DC2	22.6
7	C-MCC2101A-LP2	22.6
8	C-MCC2101A-AX2	22.6
9	C-MCC2101A-WP2	22.6
10	C-MCC2101A-WC2	22.6
11	C-MCC2101A-EHT	25.3

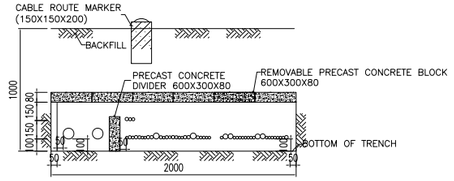

SECTION–14

14

MV CABLE		
Item	Cable Tag	O.D(mm)
1	M-11SWGB-C2101-B	87.7
2	M-11SWGC-C2101-C	87.7

LV CABLE		
Item	Cable Tag	O.D(mm)
1	L-11SWGB-SPH-B	21
2	L-MCC2101B-DH	27.2
3	L-MCC2101B-BR	23.5
4	L-MCC2101B-AP	28.2
5	L-MCC2101B-DC	26.7
6	L-MCC2101B-LP	22.6
7	L-MCC2101B-LH	21
8	L-MCC2101B-AX	28.2
9	L-MCC2101B-WP	28.2
10	L-MCC2101B-WH	47.9
11	L-MCC2101B-WC	26.7
12	L-11SWGC-SPH-C	21
13	L-MCC2101C-DH	27.2
14	L-MCC2101C-BR	23.5
15	L-MCC2101C-AP	28.2
16	L-MCC2101C-DC	26.7
17	L-MCC2101C-LP	22.6
18	L-MCC2101C-LH	21
19	L-MCC2101C-AX	28.2
20	L-MCC2101C-WP	28.2
21	L-MCC2101C-WH	47.9
22	L-MCC2101C-WC	26.7
23	L-PK2101-P100A	23.5
24	L-PK2101-P100B	23.5
25	L-NSWGA-P-2103A	22.6
26	L-NSWGB-P-2103B	22.6
27	L-NSWGB-PK2101	53.8

CONTROL CABLE		
Item	Cable Tag	O.D(mm)
1	C-11SWGB-C2101-B	22.6
2	C-11SWGB-RTD2101-B	41
3	C-11SWGB-DF2101-B	41
4	C-MCC2101B-BR2	22.6
5	C-MCC2101B-AP2	22.6
6	C-MCC2101B-DC2	22.6
7	C-MCC2101B-LP2	22.6
8	C-MCC2101B-AX2	22.6
9	C-MCC2101B-WP2	22.6
10	C-MCC2101B-WC2	22.6
11	C-11SWGC-C2101-C	22.6
12	C-11SWGC-RTD2101-C	41
13	C-11SWGC-DF2101-C	41
14	C-MCC2101C-BR2	22.6
15	C-MCC2101C-AP2	22.6
16	C-MCC2101C-DC2	22.6
17	C-MCC2101C-LP2	22.6
18	C-MCC2101C-AX2	22.6
19	C-MCC2101C-WP2	22.6
20	C-MCC2101C-WC2	22.6
21	C-PK2101-P100A3	29
22	C-PK2101-P100B3	29
23	C-NSWGA-P-2103A-03	25.3
24	C-NSWGB-P-2103B-03	25.3
25	C-MCC2101B-EHT	25.3
26	C-MCC2101C-EHT	25.3

NOTES

1–UNLESS OTHERWISE SPECIFIED ALL DIMENSIONS ARE IN MILLIMETERS.
2– SINGLE CORE CABLES SHALL BE LAID IN TREFOIL GROUPS WITH CLEAR SPACING BETWEEN THE TREFOILS. TREFOIL FORMATION SHALL BE USED FOR EACH PHASE GROUP OF SINGLE CORE CABLES.
3– ALL BURIED TRENCHES SHALL BE EQUIPPED WITH CABLE MARKER & BACK FILLED WITH FINE SAND.

LEGEND

REFERENCE DRAWING	DRG. No.
UNIT PLOT PLAN DRAWING	BK-GCS-PEDCO-120-PI-PY-0001
CONCRETE CABLE DUCT BANK (ROAD CROSSING)	IPS-D-EL-209
CABLE TRENCH	IPS-D-EL-210
ARCHITECTURAL DRAWING FOR CHEMICAL INJ. PACKAGES/CHEMICAL STORAGE SHELTER	BK-GCS-PEDCO-120-AR-DW-0004
ARCHITECTURAL DRAWING FOR GAS COMPRESSORS SHELTER	BK-GCS-PEDCO-120-AR-DW-0003
ARCHITECTURAL DRAWING FOR UTILITY SHELTER	BK-GCS-PEDCO-120-AR-DW-0005
ARCHITECTURAL DRAWING FOR FIRE WATER PUMPS SHELTER	BK-GCS-PEDCO-120-AR-DW-0006
ELECTRICAL POWER & CONTROL CABLE SCHEDULE	BK-GCS-PEDCO-120-AR-DW-0006
STANDARD DRAWING FOR ELECTRICAL CABLE TRENCH	BK-GNRAL-PEDCO-000-CV-DW-0004
CALCULATION NOTE FOR CABLE SIZING	BK-GCS-PEDCO-120-EL-CN-0003
ELECTRICAL POWER & CONTROL CABLE SCHEDULE	BK-GCS-PEDCO-120-EL-LI-0002
CABLE TRENCH AND DUCT BANK LAYOUT	BK-GCS-PEDCO-120-CV-PY-0002
TYPICAL INSTALLATION DETAILS & NOTES FOR POWER SYSTEM	BK-GNRAL-PEDCO-000-EL-DW-0004

REV.	DATE	P.O.I.S	PREP.	CHK.	APP.	AUT.
D02	FEB.2024	IFA	H.SHAKIBA	M.FAKHARIAN	S.PARAMARZPOUR	**.**
D01	SEP.2023	IFA	H.SHAKIBA	M.FAKHARIAN	M.MEHRSHAD	**.**
D00	JUL.2022	IFC	H.SHAKIBA	M.FAKHARIAN	M.MEHRSHAD	**.**

REV.	DESCRIPTION	BY	DATE	BY	DATE
***	**********	**.**	***.****	**.**	***.****
		CHECKED		REV. APPR.	

PROJECT NAME: BINAK OILFIELD DEVELOPMENT/SURFACE FACILITIES GAS COMPRESSOR STATION

PROJECT NO.: 971020

EPC CONTRACTOR: HIRGAN ENERGY – DESIGN & INSPECTION COMPANIES

EPD/EPC CONTRACTOR (GC): PETROIRAN DEVELOPMENT COMPANY (PEDCO)

أصل و کلیه نسخ این نقشه و حق اقتباس متعلق به شرکت ملی مناطق نفت خیز جنوب میباشد.

THE ORIGINAL AND ALL COPIES OF THIS DRAWING TOGETHER WITH THE COPYRIGHT THEREIN ARE THE SOLE PROPERTY OF N.I.S.O.C./ FIELDS

BINAK OILFIELD DEVELOPMENT
SURFACE FACILITIES
GAS COMPRESSOR STATION

DATE	SCALE	DRAWING BY	CHECKED BY	PROJECT ENG.

(VENDOR TITLE BLOCK)**

DRAWING TITLE: AREA ELECTRICAL CABLE ROUTE & SECTION LAYOUT

NO CONSTRUCTION PERMITTED UNLESS DRAWING APPROVED

APPROVED FOR CONSTRUCTION BY: DATE:

SCALE	SIZE	DRAWING NO.	SHEET NO.	REV.	BUDGET REF.	LOCATION	SIZE	CLASS	SERIAL NO.	SHEET	REVISION
1:500	A3	BK-GCS-PEDCO-120-EL-PY-0005	06 OF 23	D02	053-073-9184	F	2	P	709050	06 OF 23	D02

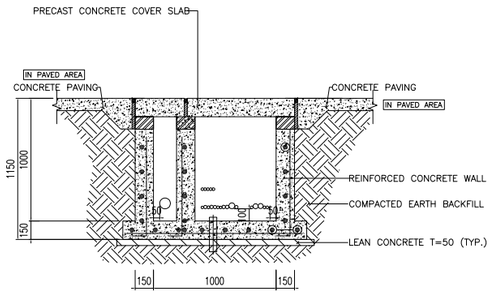

SECTION–15

15

MV CABLE		
Item	Cable Tag	O.D(mm)
1	M-11SWGB-C2101-B	87.7

LV CABLE		
Item	Cable Tag	O.D(mm)
1	L-11SWGB-SPH-B	21
2	L-MCC2101B-DH	27.2
3	L-MCC2101B-BR	23.5
4	L-MCC2101B-AP	28.2
5	L-MCC2101B-DC	26.7
6	L-MCC2101B-LP	22.6
7	L-MCC2101B-LH	21
8	L-MCC2101B-AX	28.2
9	L-MCC2101B-WP	28.2
10	L-MCC2101B-WH	47.9
11	L-MCC2101B-WC	26.7
12	L-NSWGB-PK2101	53.8

CONTROL CABLE		
Item	Cable Tag	O.D(mm)
1	C-11SWGB-C2101-B	22.6
2	C-11SWGB-RTD2101-B	41
3	C-11SWGB-DF2101-B	41
4	C-MCC2101B-BR2	22.6
5	C-MCC2101B-AP2	22.6
6	C-MCC2101B-DC2	22.6
7	C-MCC2101B-LP2	22.6
8	C-MCC2101B-AX2	22.6
9	C-MCC2101B-WP2	22.6
10	C-MCC2101B-WC2	22.6
11	C-MCC2101B-EHT	25.3

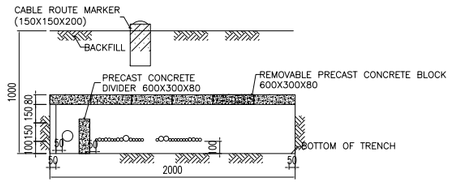

SECTION–16

16

MV CABLE		
Item	Cable Tag	O.D(mm)
1	M-11SWGC-C2101-C	87.7

LV CABLE		
Item	Cable Tag	O.D(mm)
1	L-11SWGC-SPH-C	21
2	L-MCC2101C-DH	27.2
3	L-MCC2101C-BR	23.5
4	L-MCC2101C-AP	28.2
5	L-MCC2101C-DC	26.7
6	L-MCC2101C-LP	22.6
7	L-MCC2101C-LH	21
8	L-MCC2101C-AX	28.2
9	L-MCC2101C-WP	28.2
10	L-MCC2101C-WH	47.9
11	L-MCC2101C-WC	26.7
12	L-PK2101-P100A	23.5
13	L-PK2101-P100B	23.5
14	L-NSWGA-P-2103A	22.6
15	L-NSWGB-P-2103B	22.6

CONTROL CABLE		
Item	Cable Tag	O.D(mm)
1	C-11SWGC-C2101-C	22.6
2	C-11SWGC-RTD2101-C	41
3	C-11SWGC-DF2101-C	41
4	C-MCC2101C-BR2	22.6
5	C-MCC2101C-AP2	22.6
6	C-MCC2101C-DC2	22.6
7	C-MCC2101C-LP2	22.6
8	C-MCC2101C-AX2	22.6
9	C-MCC2101C-WP2	22.6
10	C-MCC2101C-WC2	22.6
11	C-PK2101-P100A3	29
12	C-PK2101-P100B3	29
13	C-NSWGA-P-2103A-03	25.3
14	C-NSWGB-P-2103B-03	25.3
15	C-MCC2101C-EHT	25.3

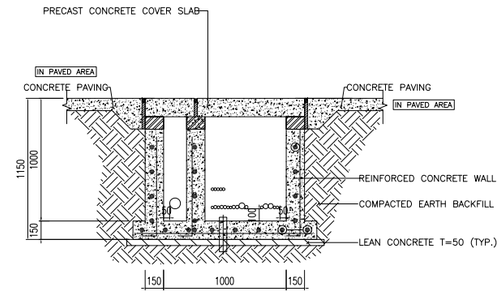

SECTION–17

17

MV CABLE		
Item	Cable Tag	O.D(mm)
1	M-11SWGC-C2101-C	87.7

LV CABLE		
Item	Cable Tag	O.D(mm)
1	L-11SWGC-SPH-C	21
2	L-MCC2101C-DH	27.2
3	L-MCC2101C-BR	23.5
4	L-MCC2101C-AP	28.2
5	L-MCC2101C-DC	26.7
6	L-MCC2101C-LP	22.6
7	L-MCC2101C-LH	21
8	L-MCC2101C-AX	28.2
9	L-MCC2101C-WP	28.2
10	L-MCC2101C-WH	47.9
11	L-MCC2101C-WC	26.7

CONTROL CABLE		
Item	Cable Tag	O.D(mm)
1	C-11SWGC-C2101-C	22.6
2	C-11SWGC-RTD2101-C	41
3	C-11SWGC-DF2101-C	41
4	C-MCC2101C-BR2	22.6
5	C-MCC2101C-AP2	22.6
6	C-MCC2101C-DC2	22.6
7	C-MCC2101C-LP2	22.6
8	C-MCC2101C-AX2	22.6
9	C-MCC2101C-WP2	22.6
10	C-MCC2101C-WC2	22.6
11	C-MCC2101C-EHT	25.3

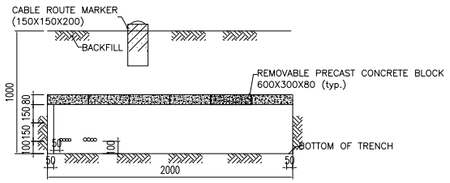

SECTION–18

18

LV CABLE		
Item	Cable Tag	O.D(mm)
1	L-PK2101-P100A	23.5
2	L-PK2101-P100B	23.5
3	L-NSWGA-P-2103A	22.6
4	L-NSWGB-P-2103B	22.6

CONTROL CABLE		
Item	Cable Tag	O.D(mm)
1	C-PK2101-P100A3	29
2	C-PK2101-P100B3	29
3	C-NSWGA-P-2103A-03	25.3
4	C-NSWGB-P-2103B-03	25.3

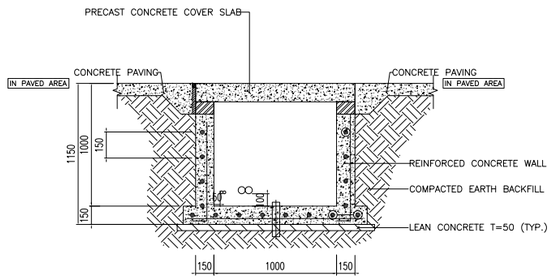

SECTION–19

19

LV CABLE		
Item	Cable Tag	O.D(mm)
1	L-PK2101-P100A	23.5
2	L-PK2101-P100B	23.5

CONTROL CABLE		
Item	Cable Tag	O.D(mm)
1	C-PK2101-P100A3	29
2	C-PK2101-P100B3	29

NOTES

1–UNLESS OTHERWISE SPECIFIED ALL DIMENSIONS ARE IN MILLIMETERS.
2– SINGLE CORE CABLES SHALL BE LAID IN TREFOIL GROUPS WITH CLEAR SPACING BETWEEN THE TREFOILS. TREFOIL FORMATION SHALL BE USED FOR EACH PHASE GROUP OF SINGLE CORE CABLES.
3– ALL BURIED TRENCHES SHALL BE EQUIPPED WITH CABLE MARKER & BACK FILLED WITH FINE SAND.

LEGEND

REFERENCE DRAWING	DRG. No.
UNIT PLOT PLAN DRAWING	BK-GCS-PEDCO-120-PI-PY-0001
CONCRETE CABLE DUCT BANK (ROAD CROSSING)	IPS-D-EL-209
CABLE TRENCH	IPS-D-EL-210
ARCHITECTURAL DRAWING FOR CHEMICAL INJ. PACKAGES/CHEMICAL STORAGE SHELTER	BK-GCS-PEDCO-120-AR-DW-0004
ARCHITECTURAL DRAWING FOR GAS COMPRESSORS SHELTER	BK-GCS-PEDCO-120-AR-DW-0003
ARCHITECTURAL DRAWING FOR UTILITY SHELTER	BK-GCS-PEDCO-120-AR-DW-0005
ARCHITECTURAL DRAWING FOR FIRE WATER PUMPS SHELTER	BK-GCS-PEDCO-120-AR-DW-0006
ELECTRICAL POWER & CONTROL CABLE SCHEDULE	BK-GCS-PEDCO-120-AR-DW-0006
STANDARD DRAWING FOR ELECTRICAL CABLE TRENCH	BK-GNRAL-PEDCO-000-CV-DW-0004
CALCULATION NOTE FOR CABLE SIZING	BK-GCS-PEDCO-120-EL-CN-0003
ELECTRICAL POWER & CONTROL CABLE SCHEDULE	BK-GCS-PEDCO-120-EL-LI-0002
CABLE TRENCH AND DUCT BANK LAYOUT	BK-GCS-PEDCO-120-CV-PY-0002
TYPICAL INSTALLATION DETAILS & NOTES FOR POWER SYSTEM	BK-GNRAL-PEDCO-000-EL-DW-0004

REV.	DATE	P.O.I.S	PREP.	CHK.	APP.	AUT.
D02	FEB.2024	IFA	H.SHAKIBA	M.FAKHARIAN	S.PARAMAREZPOUR	**.**
D01	SEP.2023	IFA	H.SHAKIBA	M.FAKHARIAN	M.MEHRSHAD	**.**
D00	JUL.2022	IFC	H.SHAKIBA	M.FAKHARIAN	M.MEHRSHAD	**.**

REV.	DESCRIPTION	CHECKED BY	CHECKED DATE	REV. APPR. BY	REV. APPR. DATE
***	**********	**.**	***.****	**.**	***.****

PROJECT NAME: BINAK OILFIELD DEVELOPMENT/SURFACE FACILITIES GAS COMPRESSOR STATION

PROJECT NO.: 971020

EPC CONTRACTOR: HIRGAN ENERGY – DESIGN & INSPECTION COMPANIES

EPD/EPC CONTRACTOR (GC): PETROIRAN DEVELOPMENT COMPANY (PEDCO)

اصل و کلیه نسخ این نقشه و حق اقتباس متعلق به شرکت ملی مناطق نفت خیز جنوب میباشد.

THE ORIGINAL AND ALL COPIES OF THIS DRAWING TOGETHER WITH THE COPYRIGHT THEREIN ARE THE SOLE PROPERTY OF N.I.S.O.C./ FIELDS

BINAK OILFIELD DEVELOPMENT
SURFACE FACILITIES
GAS COMPRESSOR STATION

DATE	SCALE	DRAWING BY	CHECKED BY	PROJECT ENG.

(VENDOR TITLE BLOCK)**

DRAWING TITLE: AREA ELECTRICAL CABLE ROUTE & SECTION LAYOUT

NO CONSTRUCTION PERMITTED UNLESS DRAWING APPROVED

APPROVED FOR CONSTRUCTION BY: DATE:

SCALE	SIZE	DRAWING NO.	SHEET NO.	REV.	BUDGET REF.	LOCATION	SIZE	CLASS	SERIAL NO.	SHEET	REVISION
1:500	A3	BK-GCS-PEDCO-120-EL-PY-0005	07 OF 23	D02	053-073-9184	F	2	P	709050	07 OF 23	D02

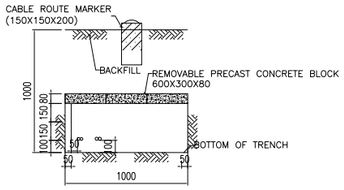

SECTION–20

20

LV CABLE		
Item	Cable Tag	O.D(mm)
1	L-NSWGA-P-2103A	22.6
2	L-NSWGB-P-2103B	22.6

CONTROL CABLE		
Item	Cable Tag	O.D(mm)
1	C-NSWGA-P-2103A-03	25.3
2	C-NSWGB-P-2103B-03	25.3

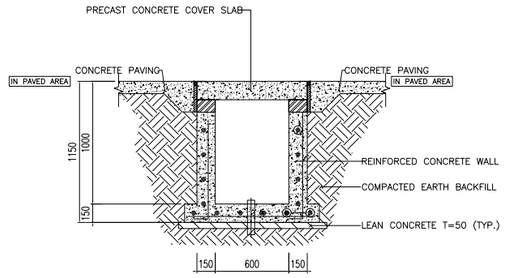

SECTION–21

21

LV CABLE		
Item	Cable Tag	O.D(mm)
1		
2		
3		

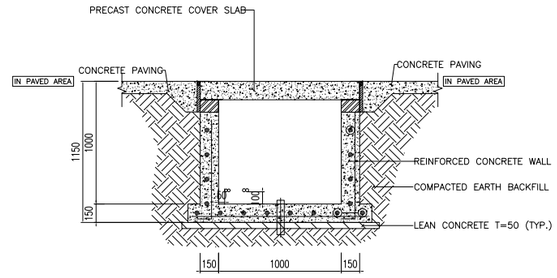

SECTION–22

22

LV CABLE		
Item	Cable Tag	O.D(mm)
1	L-NSWGA-P-2103A	22.6
2	L-NSWGB-P-2103B	22.6

CONTROL CABLE		
Item	Cable Tag	O.D(mm)
1	C-NSWGA-P-2103A-03	25.3
2	C-NSWGB-P-2103B-03	25.3

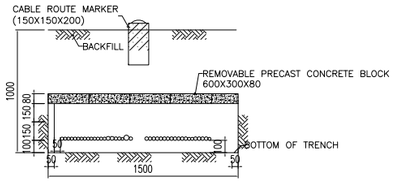

SECTION–23

23

LV CABLE		
Item	Cable Tag	O.D(mm)
1	L-NSWGA-AC2121A	26.7
2	L-NSWGA-AC2122A	26.7
3	L-NSWGB-AC2121B	26.7
4	L-NSWGB-AC2122B	26.7
5	L-NSWGA-AC2121C	26.7
6	L-NSWGA-AC2122C	26.7
7	L-NSWGA-AC2131A	26.7
8	L-NSWGA-AC2132A	26.7
9	L-NSWGB-AC2131B	26.7
10	L-NSWGB-AC2132B	26.7
11	L-NSWGA-AC2131C	26.7
12	L-NSWGA-AC2132C	26.7
13	L-NSWGE-P2203A	26.7
14	L-NSWGE-P2203B	26.7
15	L-NSWGE-P-2202A	32.4
16	L-NSWGE-P-2202B	32.4
17	L-NSWGE-P-2201A	28.2
18	L-NSWGE-P-2201B	28.2
19	L-NSWGB-P-2104	22.6
20	L-NSWGA-WS-PR-03	42.2
21	L-NSWGA-CP01	28.1

CONTROL CABLE		
Item	Cable Tag	O.D(mm)
1	C-NSWGA-AC2121A-03	29
2	C-NSWGA-AC2122A-03	29
3	C-NSWGB-AC2121B-03	29
4	C-NSWGB-AC2122B-03	29
5	C-NSWGA-AC2121C-03	29
6	C-NSWGA-AC2122C-03	29
7	C-NSWGA-AC2131A-03	29
8	C-NSWGA-AC2132A-03	29
9	C-NSWGB-AC2131B-03	29
10	C-NSWGB-AC2132B-03	29
11	C-NSWGA-AC2131C-03	29
12	C-NSWGA-AC2132C-03	29
13	C-NSWGE-P2203A-03	25.3
14	C-NSWGE-P2203B-03	25.3
15	C-NSWGE-P-2202A-03	29
16	C-NSWGE-P-2202B-03	29
17	C-NSWGE-P-2201A-03	29
18	C-NSWGE-P-2201B-03	29
19	C-NSWGB-P-2104-03	25.3

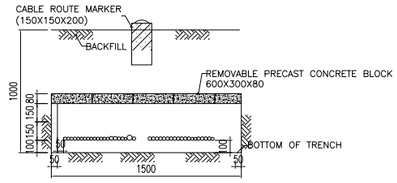

SECTION–24

24

LV CABLE		
Item	Cable Tag	O.D(mm)
1	L-NSWGA-AC2121A	26.7
2	L-NSWGA-AC2122A	26.7
3	L-NSWGB-AC2121B	26.7
4	L-NSWGB-AC2122B	26.7
5	L-NSWGA-AC2121C	26.7
6	L-NSWGA-AC2122C	26.7
7	L-NSWGA-AC2131A	26.7
8	L-NSWGA-AC2132A	26.7
9	L-NSWGB-AC2131B	26.7
10	L-NSWGB-AC2132B	26.7
11	L-NSWGA-AC2131C	26.7
12	L-NSWGA-AC2132C	26.7
13	L-NSWGE-P2203A	26.7
14	L-NSWGE-P2203B	26.7
15	L-NSWGE-P-2202A	32.4
16	L-NSWGE-P-2202B	32.4
17	L-NSWGE-P-2201A	28.2
18	L-NSWGE-P-2201B	28.2
19	L-NSWGB-P-2104	22.6
20	L-NSWGA-WS-PR-03	42.2
21	L-NSWGA-CP01	28.1

CONTROL CABLE		
Item	Cable Tag	O.D(mm)
1	C-NSWGA-AC2121A-03	29
2	C-NSWGA-AC2122A-03	29
3	C-NSWGB-AC2121B-03	29
4	C-NSWGB-AC2122B-03	29
5	C-NSWGA-AC2121C-03	29
6	C-NSWGA-AC2122C-03	29
7	C-NSWGA-AC2131A-03	29
8	C-NSWGA-AC2132A-03	29
9	C-NSWGB-AC2131B-03	29
10	C-NSWGB-AC2132B-03	29
11	C-NSWGA-AC2131C-03	29
12	C-NSWGA-AC2132C-03	29
13	C-NSWGE-P2203A-03	25.3
14	C-NSWGE-P2203B-03	25.3
15	C-NSWGE-P-2202A-03	29
16	C-NSWGE-P-2202B-03	29
17	C-NSWGE-P-2201A-03	29
18	C-NSWGE-P-2201B-03	29
19	C-NSWGB-P-2104-03	25.3

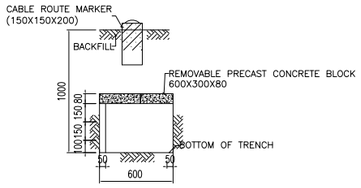

SECTION–25

25

LV CABLE		
Item	Cable Tag	O.D(mm)
1		
2		
3		

NOTES

1–UNLESS OTHERWISE SPECIFIED ALL DIMENSIONS ARE IN MILLIMETERS.
2– SINGLE CORE CABLES SHALL BE LAID IN TREFOIL GROUPS WITH CLEAR SPACING BETWEEN THE TREFOILS. TREFOIL FORMATION SHALL BE USED FOR EACH PHASE GROUP OF SINGLE CORE CABLES.
3– ALL BURIED TRENCHES SHALL BE EQUIPPED WITH CABLE MARKER & BACK FILLED WITH FINE SAND.

LEGEND

REFERENCE DRAWING	DRG. No.
UNIT PLOT PLAN DRAWING	BK-GCS-PEDCO-120-PI-PY-0001
CONCRETE CABLE DUCT BANK (ROAD CROSSING)	IPS-D-EL-209
CABLE TRENCH	IPS-D-EL-210
ARCHITECTURAL DRAWING FOR CHEMICAL INJ. PACKAGES/CHEMICAL STORAGE SHELTER	BK-GCS-PEDCO-120-AR-DW-0004
ARCHITECTURAL DRAWING FOR GAS COMPRESSORS SHELTER	BK-GCS-PEDCO-120-AR-DW-0003
ARCHITECTURAL DRAWING FOR UTILITY SHELTER	BK-GCS-PEDCO-120-AR-DW-0005
ARCHITECTURAL DRAWING FOR FIRE WATER PUMPS SHELTER	BK-GCS-PEDCO-120-AR-DW-0006
ELECTRICAL POWER & CONTROL CABLE SCHEDULE	BK-GCS-PEDCO-120-AR-DW-0006
STANDARD DRAWING FOR ELECTRICAL CABLE TRENCH	BK-GNRAL-PEDCO-000-CV-DW-0004
CALCULATION NOTE FOR CABLE SIZING	BK-GCS-PEDCO-120-EL-CN-0003
ELECTRICAL POWER & CONTROL CABLE SCHEDULE	BK-GCS-PEDCO-120-EL-LI-0002
CABLE TRENCH AND DUCT BANK LAYOUT	BK-GCS-PEDCO-120-CV-PY-0002
TYPICAL INSTALLATION DETAILS & NOTES FOR POWER SYSTEM	BK-GNRAL-PEDCO-000-EL-DW-0004

REV.	DATE	P.O.I.S	PREP.	CHK.	APP.	AUT.
D02	FEB.2024	IFA	H.SHAKIBA	M.FAKHARIAN	S.PARAMARZEPOUR	**.**
D01	SEP.2023	IFA	H.SHAKIBA	M.FAKHARIAN	M.MEHRSHAD	**.**
D00	JUL.2022	IFC	H.SHAKIBA	M.FAKHARIAN	M.MEHRSHAD	**.**

REV.	DESCRIPTION	CHECKED BY	CHECKED DATE	REV. APPR. BY	REV. APPR. DATE
***	**********	**.**	***.****	**.**	***.****

PROJECT NAME: BINAK OILFIELD DEVELOPMENT/SURFACE FACILITIES GAS COMPRESSOR STATION

PROJECT NO.: 971020

EPC CONTRACTOR: HIRGAN ENERGY – DESIGN & INSPECTION COMPANIES

EPD/EPC CONTRACTOR (GC): PETROIRAN DEVELOPMENT COMPANY (PEDCO)

اصل و کلیه نسخ این نقشه و حق اقتباس متعلق به شرکت ملی مناطق نفت خیز جنوب میباشد.

THE ORIGINAL AND ALL COPIES OF THIS DRAWING TOGETHER WITH THE COPYRIGHT THEREIN ARE THE SOLE PROPERTY OF N.I.S.O.C./ FIELDS

BINAK OILFIELD DEVELOPMENT
SURFACE FACILITIES
GAS COMPRESSOR STATION

DATE	SCALE	DRAWING BY	CHECKED BY	PROJECT ENG.

NO CONSTRUCTION PERMITTED UNLESS DRAWING APPROVED

APPROVED FOR CONSTRUCTION BY: DATE:

(VENDOR TITLE BLOCK)**

DRAWING TITLE: AREA ELECTRICAL CABLE ROUTE & SECTION LAYOUT

SCALE	SIZE	DRAWING NO.	SHEET NO.	REV.	BUDGET REF.	LOCATION	SIZE	CLASS	SERIAL NO.	SHEET	REVISION
1:500	A3	BK-GCS-PEDCO-120-EL-PY-0005	08 OF 23	D02	053-073-9184	F	2	P	709050	08 OF 23	D02

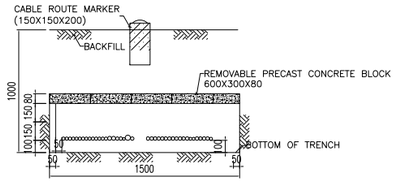

SECTION-26

26

LV CABLE		
Item	Cable Tag	O.D(mm)
1	L-NSWGA-AC2121A	26.7
2	L-NSWGA-AC2122A	26.7
3	L-NSWGB-AC2121B	26.7
4	L-NSWGB-AC2122B	26.7
5	L-NSWGA-AC2121C	26.7
6	L-NSWGA-AC2122C	26.7
7	L-NSWGA-AC2131A	26.7
8	L-NSWGA-AC2132A	26.7
9	L-NSWGB-AC2131B	26.7
10	L-NSWGB-AC2132B	26.7
11	L-NSWGA-AC2131C	26.7
12	L-NSWGA-AC2132C	26.7
13	L-NSWGE-P2203A	26.7
14	L-NSWGE-P2203B	26.7
15	L-NSWGE-P-2202A	32.4
16	L-NSWGE-P-2202B	32.4
17	L-NSWGE-P-2201A	28.2
18	L-NSWGE-P-2201B	28.2
19	L-NSWGB-P-2104	22.6
20	L-NSWGA-WS-PR-03	42.2
21	L-NSWGA-CP01	28.1

CONTROL CABLE		
Item	Cable Tag	O.D(mm)
1	C-NSWGA-AC2121A-03	29
2	C-NSWGA-AC2122A-03	29
3	C-NSWGB-AC2121B-03	29
4	C-NSWGB-AC2122B-03	29
5	C-NSWGA-AC2121C-03	29
6	C-NSWGA-AC2122C-03	29
7	C-NSWGA-AC2131A-03	29
8	C-NSWGA-AC2132A-03	29
9	C-NSWGB-AC2131B-03	29
10	C-NSWGB-AC2132B-03	29
11	C-NSWGA-AC2131C-03	29
12	C-NSWGA-AC2132C-03	29
13	C-NSWGE-P2203A-03	25.3
14	C-NSWGE-P2203B-03	25.3
15	C-NSWGE-P-2202A-03	29
16	C-NSWGE-P-2202B-03	29
17	C-NSWGE-P-2201A-03	29
18	C-NSWGE-P-2201B-03	29
19	C-NSWGB-P-2104-03	25.3

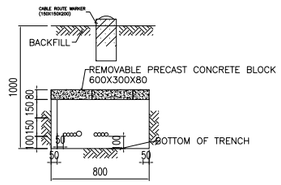

SECTION-27

27

LV CABLE		
Item	Cable Tag	O.D(mm)
1	L-NSWGA-AC2121A	26.7
2	L-NSWGA-AC2122A	26.7
3	L-NSWGA-AC2131A	26.7
4	L-NSWGA-AC2132A	26.7
5	L-NSWGA-WS-PR-03	42.2

CONTROL CABLE		
Item	Cable Tag	O.D(mm)
1	C-NSWGA-AC2121A-03	29
2	C-NSWGA-AC2122A-03	29
3	C-NSWGA-AC2131A-03	29
4	C-NSWGA-AC2132A-03	29

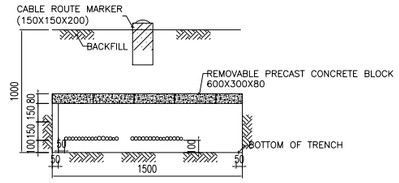

SECTION-28

28

LV CABLE		
Item	Cable Tag	O.D(mm)
1	L-NSWGB-AC2121B	26.7
2	L-NSWGB-AC2122B	26.7
3	L-NSWGA-AC2121C	26.7
4	L-NSWGA-AC2122C	26.7
5	L-NSWGB-AC2131B	26.7
6	L-NSWGB-AC2132B	26.7
7	L-NSWGA-AC2131C	26.7
8	L-NSWGA-AC2132C	26.7
9	L-NSWGE-P2203A	26.7
10	L-NSWGE-P2203B	26.7
11	L-NSWGE-P-2202A	32.4
12	L-NSWGE-P-2202B	32.4
13	L-NSWGE-P-2201A	28.2
14	L-NSWGE-P-2201B	28.2
15	L-NSWGB-P-2104	22.6
16	L-NSWGA-CP01	28.1

CONTROL CABLE		
Item	Cable Tag	O.D(mm)
1	C-NSWGB-AC2121B-03	29
2	C-NSWGB-AC2122B-03	29
3	C-NSWGA-AC2121C-03	29
4	C-NSWGA-AC2122C-03	29
5	C-NSWGB-AC2131B-03	29
6	C-NSWGB-AC2132B-03	29
7	C-NSWGA-AC2131C-03	29
8	C-NSWGA-AC2132C-03	29
9	C-NSWGE-P2203A-03	25.3
10	C-NSWGE-P2203B-03	25.3
11	C-NSWGE-P-2202A-03	29
12	C-NSWGE-P-2202B-03	29
13	C-NSWGE-P-2201A-03	29
14	C-NSWGE-P-2201B-03	29
15	C-NSWGB-P-2104-03	25.3

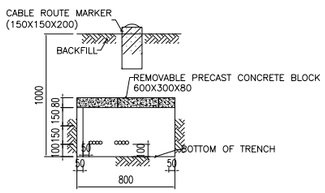

SECTION-29

29

LV CABLE		
Item	Cable Tag	O.D(mm)
1	L-NSWGB-AC2121B	26.7
2	L-NSWGB-AC2122B	26.7
3	L-NSWGB-AC2131B	26.7
4	L-NSWGB-AC2132B	26.7

CONTROL CABLE		
Item	Cable Tag	O.D(mm)
1	C-NSWGB-AC2121B-03	29
2	C-NSWGB-AC2122B-03	29
3	C-NSWGB-AC2131B-03	29
4	C-NSWGB-AC2132B-03	29

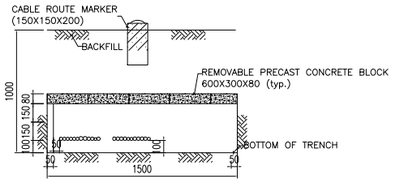

SECTION-30

30

LV CABLE		
Item	Cable Tag	O.D(mm)
1	L-NSWGA-AC2121C	26.7
2	L-NSWGA-AC2122C	26.7
3	L-NSWGA-AC2131C	26.7
4	L-NSWGA-AC2132C	26.7
5	L-NSWGE-P2203A	26.7
6	L-NSWGE-P2203B	26.7
7	L-NSWGE-P-2202A	32.4
8	L-NSWGE-P-2202B	32.4
9	L-NSWGE-P-2201A	28.2
10	L-NSWGE-P-2201B	28.2
11	L-NSWGB-P-2104	22.6
12	L-NSWGA-CP01	28.1

CONTROL CABLE		
Item	Cable Tag	O.D(mm)
1	C-NSWGA-AC2121C-03	29
2	C-NSWGA-AC2122C-03	29
3	C-NSWGA-AC2131C-03	29
4	C-NSWGA-AC2132C-03	29
5	C-NSWGE-P2203A-03	25.3
6	C-NSWGE-P2203B-03	25.3
7	C-NSWGE-P-2202A-03	29
8	C-NSWGE-P-2202B-03	29
9	C-NSWGE-P-2201A-03	29
10	C-NSWGE-P-2201B-03	29
11	C-NSWGB-P-2104-03	25.3

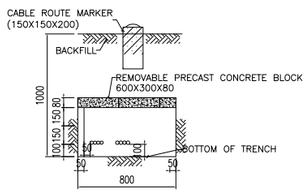

SECTION-31

31

LV CABLE		
Item	Cable Tag	O.D(mm)
1	L-NSWGA-AC2121C	26.7
2	L-NSWGA-AC2122C	26.7
3	L-NSWGA-AC2131C	26.7
4	L-NSWGA-AC2132C	26.7

CONTROL CABLE		
Item	Cable Tag	O.D(mm)
1	C-NSWGA-AC2121C-03	29
2	C-NSWGA-AC2122C-03	29
3	C-NSWGA-AC2131C-03	29
4	C-NSWGA-AC2132C-03	29

NOTES

1-UNLESS OTHERWISE SPECIFIED ALL DIMENSIONS ARE IN MILLIMETERS.
2- SINGLE CORE CABLES SHALL BE LAID IN TREFOIL GROUPS WITH CLEAR SPACING BETWEEN THE TREFOILS. TREFOIL FORMATION SHALL BE USED FOR EACH PHASE GROUP OF SINGLE CORE CABLES.
3- ALL BURIED TRENCHES SHALL BE EQUIPPED WITH CABLE MARKER & BACK FILLED WITH FINE SAND.

LEGEND

REFERENCE DRAWING	DRG. No.
UNIT PLOT PLAN DRAWING	BK-GCS-PEDCO-120-PI-PY-0001
CONCRETE CABLE DUCT BANK (ROAD CROSSING)	IPS-D-EL-209
CABLE TRENCH	IPS-D-EL-210
ARCHITECTURAL DRAWING FOR CHEMICAL INJ. PACKAGES/CHEMICAL STORAGE SHELTER	BK-GCS-PEDCO-120-AR-DW-0004
ARCHITECTURAL DRAWING FOR GAS COMPRESSORS SHELTER	BK-GCS-PEDCO-120-AR-DW-0003
ARCHITECTURAL DRAWING FOR UTILITY SHELTER	BK-GCS-PEDCO-120-AR-DW-0005
ARCHITECTURAL DRAWING FOR FIRE WATER PUMPS SHELTER	BK-GCS-PEDCO-120-AR-DW-0006
ELECTRICAL POWER & CONTROL CABLE SCHEDULE	BK-GCS-PEDCO-120-AR-DW-0006
STANDARD DRAWING FOR ELECTRICAL CABLE TRENCH	BK-GNRAL-PEDCO-000-CV-DW-0004
CALCULATION NOTE FOR CABLE SIZING	BK-GCS-PEDCO-120-EL-CN-0003
ELECTRICAL POWER & CONTROL CABLE SCHEDULE	BK-GCS-PEDCO-120-EL-LI-0002
CABLE TRENCH AND DUCT BANK LAYOUT	BK-GCS-PEDCO-120-CV-PY-0002
TYPICAL INSTALLATION DETAILS & NOTES FOR POWER SYSTEM	BK-GNRAL-PEDCO-000-EL-DW-0004

REV.	DATE	P.O.I.S	PREP.	CHK.	APP.	AUT.
D02	FEB.2024	IFA	H.SHAKIBA	M.FAKHARIAN	S.PARAMARZEPOUR	**.**
D01	SEP.2023	IFA	H.SHAKIBA	M.FAKHARIAN	M.MEHRSHAD	**.**
D00	JUL.2022	IFC	H.SHAKIBA	M.FAKHARIAN	M.MEHRSHAD	**.**

REV.	DESCRIPTION	BY	DATE	BY	DATE
		CHECKED		REV. APPR.	
***	**********	**.**	***.****	**.**	***.****

PROJECT NAME: BINAK OILFIELD DEVELOPMENT/SURFACE FACILITIES GAS COMPRESSOR STATION

PROJECT NO.: 971020

اصل و کلیه نسخ این نقشه و حق اقتباس متعلق به شرکت ملی مناطق نفت خیز جنوب میباشد.

THE ORIGINAL AND ALL COPIES OF THIS DRAWING TOGETHER WITH THE COPYRIGHT THEREIN ARE THE SOLE PROPERTY OF N.I.S.O.C./ FIELDS

EPC CONTRACTOR: HIRGAN ENERGY – DESIGN & INSPECTION COMPANIES

EPD/EPC CONTRACTOR (GC): PETROIRAN DEVELOPMENT COMPANY (PEDCO)

BINAK OILFIELD DEVELOPMENT
SURFACE FACILITIES
GAS COMPRESSOR STATION

DATE	SCALE	DRAWING BY	CHECKED BY	PROJECT ENG.

NO CONSTRUCTION PERMITTED UNLESS DRAWING APPROVED

APPROVED FOR CONSTRUCTION BY: DATE:

(VENDOR TITLE BLOCK)**

DRAWING TITLE: AREA ELECTRICAL CABLE ROUTE & SECTION LAYOUT

SCALE	SIZE	DRAWING NO.	SHEET NO.	REV.	BUDGET REF.	LOCATION	SIZE	CLASS	SERIAL NO.	SHEET	REVISION
1:500	A3	BK-GCS-PEDCO-120-EL-PY-0005	09 OF 23	D02	053-073-9184	F	2	P	709050	09 OF 23	D02

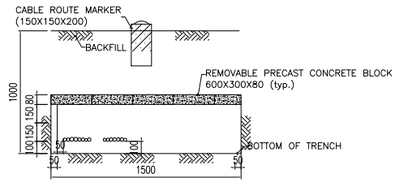

SECTION-32

32

LV CABLE		
Item	Cable Tag	O.D(mm)
1	L-NSWGE-P2203A	26.7
2	L-NSWGE-P2203B	26.7
3	L-NSWGE-P-2202A	32.4
4	L-NSWGE-P-2202B	32.4
5	L-NSWGE-P-2201A	28.2
6	L-NSWGE-P-2201B	28.2
7	L-NSWGB-P-2104	22.6
8	L-NSWGA-CP01	28.1

CONTROL CABLE		
Item	Cable Tag	O.D(mm)
1	C-NSWGE-P2203A-03	25.3
2	C-NSWGE-P2203B-03	25.3
3	C-NSWGE-P-2202A-03	29
4	C-NSWGE-P-2202B-03	29
5	C-NSWGE-P-2201A-03	29
6	C-NSWGE-P-2201B-03	29
7	C-NSWGB-P-2104-03	25.3

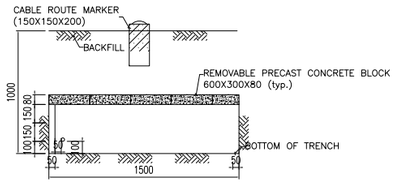

SECTION-33

33

LV CABLE		
Item	Cable Tag	O.D(mm)
1	L-NSWGA-CP01	28.1

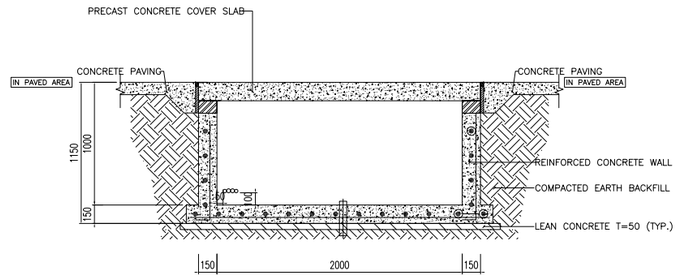

SECTION-34

34

LV CABLE		
Item	Cable Tag	O.D(mm)
1	L-NSWGE-EDP-CRM	28.4
2	L-NSWGB-110-UPS001	32.1
3	L-NSWGA-110-UPS002	32.1
4	L-NSWGE-UPS-Byposs	28.4

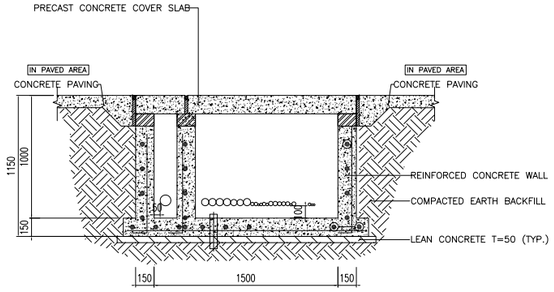

SECTION-35

35

MV CABLE		
Item	Cable Tag	O.D(mm)
1	M-3.3SWG-P2301A	68.8

LV CABLE		
Item	Cable Tag	O.D(mm)
1	L-NSWGE-PKC2203A1	59.3
2	L-NSWGE-PKC2203A2	59.3
3	L-NSWGE-PKC2203B1	59.3
4	L-NSWGE-PKC2203B2	59.3
5	L-NSWGA-PK2204-1	51.9
6	L-NSWGA-PK2204-2	51.9
7	L-NSWGA-PK2201	59.3
8	L-NSWGE-P-2302A	28.6
9	L-NSWGE-P-2302B	28.6
10	L-NSWGB-P-2206	16.6
11	L-NSWGA-CR-02	22.1
12	L-NSWGA-NDP-02	28.4
13	L-NSWGE-EDP-02	22.1
14	L-NSWGB-WS-UT-01	36.3
15	L-NSWGA-WS-UT-02	36.3
16	L-110UPS-F31	33.3
17	L-110UPS-F32	33.3
18	L-110UPS-F33	33.3
19	L-110UPS-F34	33.3
20	L-NSWGE-FDP 01	17.7
21	L-NSWGE-CCTV	32.1

CONTROL CABLE		
Item	Cable Tag	O.D(mm)
1	C-3.3SWG-LCS	22.9
2	C-NSWGE-P-2302A	16.6
3	C-NSWGE-P-2302B	16.6

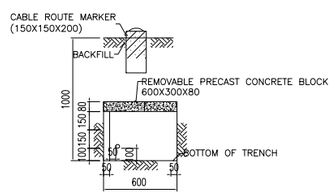

SECTION-36

36

LV CABLE		
Item	Cable Tag	O.D(mm)
1	L-NSWGE-CCTV	32.1

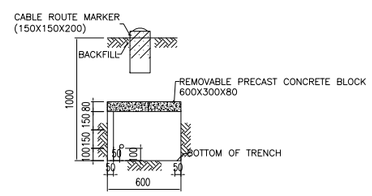

SECTION-37

37

LV CABLE		
Item	Cable Tag	O.D(mm)
1	L-NSWGE-CCTV	32.1

NOTES

1-UNLESS OTHERWISE SPECIFIED ALL DIMENSIONS ARE IN MILLIMETERS.
2- SINGLE CORE CABLES SHALL BE LAID IN TREFOIL GROUPS WITH CLEAR SPACING BETWEEN THE TREFOILS. TREFOIL FORMATION SHALL BE USED FOR EACH PHASE GROUP OF SINGLE CORE CABLES.
3- ALL BURIED TRENCHES SHALL BE EQUIPPED WITH CABLE MARKER & BACK FILLED WITH FINE SAND.

LEGEND

REFERENCE DRAWING	DRG. No.
UNIT PLOT PLAN DRAWING	BK-GCS-PEDCO-120-PI-PY-0001
CONCRETE CABLE DUCT BANK (ROAD CROSSING)	IPS-D-EL-209
CABLE TRENCH	IPS-D-EL-210
ARCHITECTURAL DRAWING FOR CHEMICAL INJ. PACKAGES/CHEMICAL STORAGE SHELTER	BK-GCS-PEDCO-120-AR-DW-0004
ARCHITECTURAL DRAWING FOR GAS COMPRESSORS SHELTER	BK-GCS-PEDCO-120-AR-DW-0003
ARCHITECTURAL DRAWING FOR UTILITY SHELTER	BK-GCS-PEDCO-120-AR-DW-0005
ARCHITECTURAL DRAWING FOR FIRE WATER PUMPS SHELTER	BK-GCS-PEDCO-120-AR-DW-0006
ELECTRICAL POWER & CONTROL CABLE SCHEDULE	BK-GCS-PEDCO-120-AR-DW-0006
STANDARD DRAWING FOR ELECTRICAL CABLE TRENCH	BK-GNRAL-PEDCO-000-CV-DW-0004
CALCULATION NOTE FOR CABLE SIZING	BK-GCS-PEDCO-120-EL-CN-0003
ELECTRICAL POWER & CONTROL CABLE SCHEDULE	BK-GCS-PEDCO-120-EL-LI-0002
CABLE TRENCH AND DUCT BANK LAYOUT	BK-GCS-PEDCO-120-CV-PY-0002
TYPICAL INSTALLATION DETAILS & NOTES FOR POWER SYSTEM	BK-GNRAL-PEDCO-000-EL-DW-0004

REV.	DATE	P.O.I.S	PREP.	CHK.	APP.	AUT.
D02	FEB.2024	IFA	H.SHAKIBA	M.FAKHARIAN	S.PARAMAREPOUR	**.**
D01	SEP.2023	IFA	H.SHAKIBA	M.FAKHARIAN	M.MEHRSHAD	**.**
D00	JUL.2022	IFC	H.SHAKIBA	M.FAKHARIAN	M.MEHRSHAD	**.**

REV.	DESCRIPTION	CHECKED BY	CHECKED DATE	REV. APPR. BY	REV. APPR. DATE
***	**********	**.**	***.****	**.**	***.****

PROJECT NAME: BINAK OILFIELD DEVELOPMENT/SURFACE FACILITIES GAS COMPRESSOR STATION

PROJECT NO.: 971020

EPC CONTRACTOR: HIRGAN ENERGY – DESIGN & INSPECTION COMPANIES

EPD/EPC CONTRACTOR (GC): PETROIRAN DEVELOPMENT COMPANY (PEDCO)

اصل و کلیه نسخ این نقشه و حق اقتباس متعلق به شرکت ملی مناطق نفت خیز جنوب میباشد.

THE ORIGINAL AND ALL COPIES OF THIS DRAWING TOGETHER WITH THE COPYRIGHT THEREIN ARE THE SOLE PROPERTY OF N.I.S.O.C./ FIELDS

BINAK OILFIELD DEVELOPMENT
SURFACE FACILITIES
GAS COMPRESSOR STATION

DATE	SCALE	DRAWING BY	CHECKED BY	PROJECT ENG.

NO CONSTRUCTION PERMITTED UNLESS DRAWING APPROVED

APPROVED FOR CONSTRUCTION BY: DATE:

(VENDOR TITLE BLOCK)**

DRAWING TITLE: AREA ELECTRICAL CABLE ROUTE & SECTION LAYOUT

SCALE	SIZE	DRAWING NO.	SHEET NO.	REV.	BUDGET REF.	LOCATION	SIZE	CLASS	SERIAL NO.	SHEET	REVISION
1:500	A3	BK-GCS-PEDCO-120-EL-PY-0005	10 OF 23	D02	053-073-9184	F	2	P	709050	10 OF 23	D02

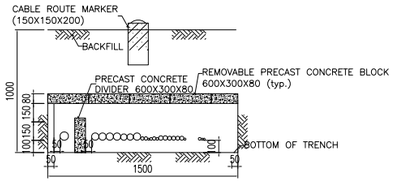

SECTION-38

38

MV CABLE		
Item	Cable Tag	O.D(mm)
1	M-3.3SWG-P2301A	68.8

LV CABLE		
Item	Cable Tag	O.D(mm)
1	L-NSWGE-PKC2203A1	59.3
2	L-NSWGE-PKC2203A2	59.3
3	L-NSWGE-PKC2203B1	59.3
4	L-NSWGE-PKC2203B2	59.3
5	L-NSWGA-PK2204-1	51.9
6	L-NSWGA-PK2204-2	51.9
7	L-NSWGA-PK2201	59.3
8	L-NSWGE-P-2302A	28.6
9	L-NSWGE-P-2302B	28.6
10	L-NSWGB-P-2206	16.6
11	L-NSWGA-CR-02	22.1
12	L-NSWGA-NDP-02	28.4
13	L-NSWGE-EDP-02	22.1
14	L-NSWGB-WS-UT-01	36.3
15	L-NSWGA-WS-UT-02	36.3
16	L-110UPS-F31	33.3
17	L-110UPS-F32	33.3
18	L-110UPS-F33	33.3
19	L-110UPS-F34	33.3
20	L-NSWGE-FDP 01	17.7

CONTROL CABLE		
Item	Cable Tag	O.D(mm)
1	C-3.3SWG-LCS	22.9
2	C-NSWGE-P-2302A	16.6
3	C-NSWGE-P-2302B	16.6

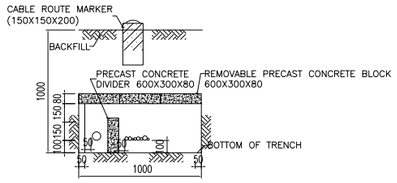

SECTION-39

39

MV CABLE		
Item	Cable Tag	O.D(mm)
1	M-3.3SWG-P2301A	68.8

LV CABLE		
Item	Cable Tag	O.D(mm)
1	L-NSWGE-P-2302A	28.6
2	L-NSWGE-P-2302B	28.6
3	L-NSWGB-P-2206	16.6
4	L-NSWGA-CR-02	22.1
5	L-NSWGA-NDP-02	28.4
6	L-NSWGE-EDP-02	22.1
7	L-NSWGB-WS-UT-01	36.3
8	L-NSWGE-FDP 01	17.7

CONTROL CABLE		
Item	Cable Tag	O.D(mm)
1	C-3.3SWG-LCS	22.9
2	C-NSWGE-P-2302A	16.6
3	C-NSWGE-P-2302B	16.6

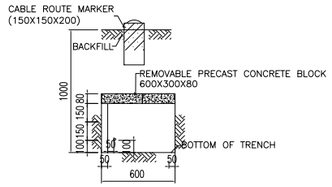

SECTION-40

40

LV CABLE		
Item	Cable Tag	O.D(mm)
2	L-NSWGB-P-2206	16.6

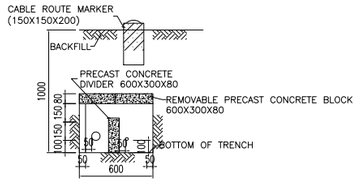

SECTION-43

43

MV CABLE		
Item	Cable Tag	O.D(mm)
1	M-3.3SWG-P2301A	68.8

CONTROL CABLE		
Item	Cable Tag	O.D(mm)
1	C-3.3SWG-LCS	22.9

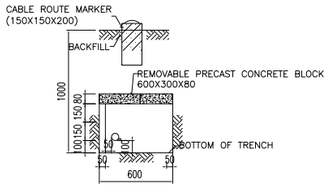

SECTION-41

41

LV CABLE		
Item	Cable Tag	O.D(mm)
1	L-NSWGE-FDP 01	17.7

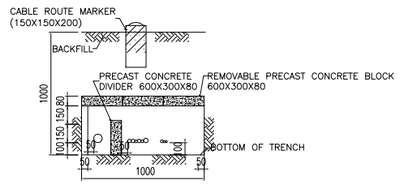

SECTION-42

42

MV CABLE		
Item	Cable Tag	O.D(mm)
1	M-3.3SWG-P2301A	68.8

LV CABLE		
Item	Cable Tag	O.D(mm)
1	L-NSWGE-P-2302A	28.6
2	L-NSWGE-P-2302B	28.6
3	L-NSWGA-CR-02	22.1
4	L-NSWGA-NDP-02	28.4
5	L-NSWGE-EDP-02	22.1
6	L-NSWGB-WS-UT-01	36.3

CONTROL CABLE		
Item	Cable Tag	O.D(mm)
1	C-3.3SWG-LCS	22.9
2	C-NSWGE-P-2302A	16.6
3	C-NSWGE-P-2302B	16.6

NOTES

1-UNLESS OTHERWISE SPECIFIED ALL DIMENSIONS ARE IN MILLIMETERS.
2- SINGLE CORE CABLES SHALL BE LAID IN TREFOIL GROUPS WITH CLEAR SPACING BETWEEN THE TREFOILS. TREFOIL FORMATION SHALL BE USED FOR EACH PHASE GROUP OF SINGLE CORE CABLES.
3- ALL BURIED TRENCHES SHALL BE EQUIPPED WITH CABLE MARKER & BACK FILLED WITH FINE SAND.

LEGEND

REFERENCE DRAWING	DRG. No.
UNIT PLOT PLAN DRAWING	BK-GCS-PEDCO-120-PI-PY-0001
CONCRETE CABLE DUCT BANK (ROAD CROSSING)	IPS-D-EL-209
CABLE TRENCH	IPS-D-EL-210
ARCHITECTURAL DRAWING FOR CHEMICAL INJ. PACKAGES/CHEMICAL STORAGE SHELTER	BK-GCS-PEDCO-120-AR-DW-0004
ARCHITECTURAL DRAWING FOR GAS COMPRESSORS SHELTER	BK-GCS-PEDCO-120-AR-DW-0003
ARCHITECTURAL DRAWING FOR UTILITY SHELTER	BK-GCS-PEDCO-120-AR-DW-0005
ARCHITECTURAL DRAWING FOR FIRE WATER PUMPS SHELTER	BK-GCS-PEDCO-120-AR-DW-0006
ELECTRICAL POWER & CONTROL CABLE SCHEDULE	BK-GCS-PEDCO-120-AR-DW-0006
STANDARD DRAWING FOR ELECTRICAL CABLE TRENCH	BK-GNRAL-PEDCO-000-CV-DW-0004
CALCULATION NOTE FOR CABLE SIZING	BK-GCS-PEDCO-120-EL-CN-0003
ELECTRICAL POWER & CONTROL CABLE SCHEDULE	BK-GCS-PEDCO-120-EL-LI-0002
CABLE TRENCH AND DUCT BANK LAYOUT	BK-GCS-PEDCO-120-CV-PY-0002
TYPICAL INSTALLATION DETAILS & NOTES FOR POWER SYSTEM	BK-GNRAL-PEDCO-000-EL-DW-0004

REV.	DATE	P.O.I.S	PREP.	CHK.	APP.	AUT.
D02	FEB.2024	IFA	H.SHAKIBA	M.FAKHARIAN	S.PARAMARZPOUR	**.**
D01	SEP.2023	IFA	H.SHAKIBA	M.FAKHARIAN	M.MEHRSHAD	**.**
D00	JUL.2022	IFC	H.SHAKIBA	M.FAKHARIAN	M.MEHRSHAD	**.**

REV.	DESCRIPTION	CHECKED BY	CHECKED DATE	REV. APPR. BY	REV. APPR. DATE
***	**********	**.**	***.****	**.**	***.****

PROJECT NAME: BINAK OILFIELD DEVELOPMENT/SURFACE FACILITIES GAS COMPRESSOR STATION

PROJECT NO.: 971020

اصل و کلیه نسخ این نقشه و حق اقتباس متعلق به شرکت ملی مناطق نفت خیز جنوب میباشد.

THE ORIGINAL AND ALL COPIES OF THIS DRAWING TOGETHER WITH THE COPYRIGHT THEREIN ARE THE SOLE PROPERTY OF N.I.S.O.C./ FIELDS

EPC CONTRACTOR: HIRGAN ENERGY – DESIGN & INSPECTION COMPANIES

EPD/EPC CONTRACTOR (GC): PEDCO — PETROIRAN DEVELOPMENT COMPANY

BINAK OILFIELD DEVELOPMENT
SURFACE FACILITIES
GAS COMPRESSOR STATION

DATE	SCALE	DRAWING BY	CHECKED BY	PROJECT ENG.

NO CONSTRUCTION PERMITTED UNLESS DRAWING APPROVED

APPROVED FOR CONSTRUCTION BY: DATE:

(VENDOR TITLE BLOCK)**

DRAWING TITLE: AREA ELECTRICAL CABLE ROUTE & SECTION LAYOUT

SCALE	SIZE	DRAWING NO.	SHEET NO.	REV.	BUDGET REF.	LOCATION	SIZE	CLASS	SERIAL NO.	SHEET	REVISION
1:500	A3	BK-GCS-PEDCO-120-EL-PY-0005	11 OF 23	D02	053-073-9184	F	2	P	709050	11 OF 23	D02

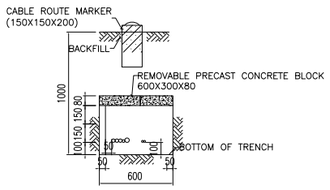

SECTION-44

44

LV CABLE		
Item	Cable Tag	O.D(mm)
1	L-NSWGE-P-2302A	28.6
2	L-NSWGE-P-2302B	28.6
3	L-NSWGA-NDP-02	28.4
4	L-NSWGE-EDP-02	22.1
5	L-NSWGB-WS-UT-01	36.3

CONTROL CABLE		
Item	Cable Tag	O.D(mm)
1	C-NSWGE-P-2302A	16.6
2	C-NSWGE-P-2302B	16.6

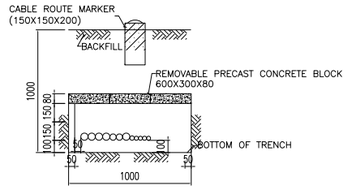

SECTION-45

45

LV CABLE		
Item	Cable Tag	O.D(mm)
1	L-NSWGE-PKC2203A1	59.3
2	L-NSWGE-PKC2203A2	59.3
3	L-NSWGE-PKC2203B1	59.3
4	L-NSWGE-PKC2203B2	59.3
5	L-NSWGA-PK2204-1	51.9
6	L-NSWGA-PK2204-2	51.9
7	L-NSWGA-PK2201	59.3
8	L-NSWGA-WS-UT-02	36.3
9	L-110UPS-F31	33.3
10	L-110UPS-F32	33.3
11	L-110UPS-F33	33.3
12	L-110UPS-F34	33.3

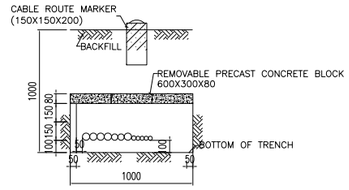

SECTION-46

46

LV CABLE		
Item	Cable Tag	O.D(mm)
1	L-NSWGE-PKC2203A1	59.3
2	L-NSWGE-PKC2203A2	59.3
3	L-NSWGE-PKC2203B1	59.3
4	L-NSWGE-PKC2203B2	59.3
5	L-NSWGA-PK2204-1	51.9
6	L-NSWGA-PK2204-2	51.9
7	L-NSWGA-PK2201	59.3
8	L-NSWGA-WS-UT-02	36.3
9	L-110UPS-F31	33.3
10	L-110UPS-F32	33.3
11	L-110UPS-F33	33.3
12	L-110UPS-F34	33.3

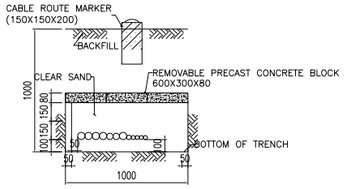

SECTION-47

47

LV CABLE		
Item	Cable Tag	O.D(mm)
1	L-NSWGE-PKC2203A1	59.3
2	L-NSWGE-PKC2203A2	59.3
3	L-NSWGE-PKC2203B1	59.3
4	L-NSWGE-PKC2203B2	59.3
5	L-NSWGA-PK2204-1	51.9
6	L-NSWGA-PK2204-2	51.9
7	L-NSWGA-PK2201	59.3
8	L-NSWGA-WS-UT-02	36.3
9	L-110UPS-F31	33.3
10	L-110UPS-F32	33.3
11	L-110UPS-F33	33.3
12	L-110UPS-F34	33.3

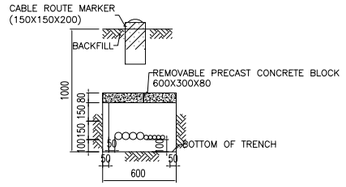

SECTION-48

48

LV CABLE		
Item	Cable Tag	O.D(mm)
1	L-NSWGE-PKC2203A1	59.3
2	L-NSWGE-PKC2203A2	59.3
3	L-NSWGE-PKC2203B1	59.3
4	L-NSWGE-PKC2203B2	59.3
5	L-NSWGA-WS-UT-02	36.3
6	L-110UPS-F31	33.3
7	L-110UPS-F32	33.3
8	L-110UPS-F33	33.3
9	L-110UPS-F34	33.3

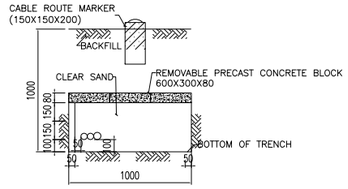

SECTION-49

49

LV CABLE		
Item	Cable Tag	O.D(mm)
1	L-NSWGA-PK2204-1	51.9
2	L-NSWGA-PK2204-2	51.9
3	L-NSWGA-PK2201	59.3

NOTES

1-UNLESS OTHERWISE SPECIFIED ALL DIMENSIONS ARE IN MILLIMETERS.
2- SINGLE CORE CABLES SHALL BE LAID IN TREFOIL GROUPS WITH CLEAR SPACING BETWEEN THE TREFOILS. TREFOIL FORMATION SHALL BE USED FOR EACH PHASE GROUP OF SINGLE CORE CABLES.
3- ALL BURIED TRENCHES SHALL BE EQUIPPED WITH CABLE MARKER & BACK FILLED WITH FINE SAND.

LEGEND

REFERENCE DRAWING	DRG. No.
UNIT PLOT PLAN DRAWING	BK-GCS-PEDCO-120-PI-PY-0001
CONCRETE CABLE DUCT BANK (ROAD CROSSING)	IPS-D-EL-209
CABLE TRENCH	IPS-D-EL-210
ARCHITECTURAL DRAWING FOR CHEMICAL INJ. PACKAGES/CHEMICAL STORAGE SHELTER	BK-GCS-PEDCO-120-AR-DW-0004
ARCHITECTURAL DRAWING FOR GAS COMPRESSORS SHELTER	BK-GCS-PEDCO-120-AR-DW-0003
ARCHITECTURAL DRAWING FOR UTILITY SHELTER	BK-GCS-PEDCO-120-AR-DW-0005
ARCHITECTURAL DRAWING FOR FIRE WATER PUMPS SHELTER	BK-GCS-PEDCO-120-AR-DW-0006
ELECTRICAL POWER & CONTROL CABLE SCHEDULE	BK-GCS-PEDCO-120-AR-DW-0006
STANDARD DRAWING FOR ELECTRICAL CABLE TRENCH	BK-GNRAL-PEDCO-000-CV-DW-0004
CALCULATION NOTE FOR CABLE SIZING	BK-GCS-PEDCO-120-EL-CN-0003
ELECTRICAL POWER & CONTROL CABLE SCHEDULE	BK-GCS-PEDCO-120-EL-LI-0002
CABLE TRENCH AND DUCT BANK LAYOUT	BK-GCS-PEDCO-120-CV-PY-0002
TYPICAL INSTALLATION DETAILS & NOTES FOR POWER SYSTEM	BK-GNRAL-PEDCO-000-EL-DW-0004

REV.	DATE	P.O.I.S	PREP.	CHK.	APP.	AUT.
D02	FEB.2024	IFA	H.SHAKIBA	M.FAKHARIAN	S.PARAMASEPOUR	**.**
D01	SEP.2023	IFA	H.SHAKIBA	M.FAKHARIAN	M.MEHRSHAD	**.**
D00	JUL.2022	IFC	H.SHAKIBA	M.FAKHARIAN	M.MEHRSHAD	**.**

REV.	DESCRIPTION	BY	DATE	BY	DATE
		CHECKED		REV. APPR.	
***	**********	**.**	***.****	**.**	***.****

PROJECT NAME: BINAK OILFIELD DEVELOPMENT/SURFACE FACILITIES GAS COMPRESSOR STATION

PROJECT NO.: 971020

EPC CONTRACTOR: HIRGAN ENERGY – DESIGN & INSPECTION COMPANIES

EPD/EPC CONTRACTOR (GC): PETROIRAN DEVELOPMENT COMPANY (PEDCO)

اصل و کلیه نسخ این نقشه و حق اقتباس متعلق به شرکت ملی مناطق نفت خیز جنوب میباشد.

THE ORIGINAL AND ALL COPIES OF THIS DRAWING TOGETHER WITH THE COPYRIGHT THEREIN ARE THE SOLE PROPERTY OF N.I.S.O.C./ FIELDS

BINAK OILFIELD DEVELOPMENT
SURFACE FACILITIES
GAS COMPRESSOR STATION

DATE	SCALE	DRAWING BY	CHECKED BY	PROJECT ENG.

NO CONSTRUCTION PERMITTED UNLESS DRAWING APPROVED

APPROVED FOR CONSTRUCTION BY: DATE:

(VENDOR TITLE BLOCK)**

DRAWING TITLE: AREA ELECTRICAL CABLE ROUTE & SECTION LAYOUT

SCALE	SIZE	DRAWING NO.	SHEET NO.	REV.	BUDGET REF.	LOCATION	SIZE	CLASS	SERIAL NO.	SHEET	REVISION
1:500	A3	BK-GCS-PEDCO-120-EL-PY-0005	12 OF 23	D02	053-073-9184	F	2	P	709050	12 OF 23	D02

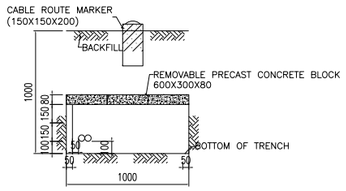

SECTION–50

50

LV CABLE		
Item	Cable Tag	O.D(mm)
1	L-NSWGA-PK2204-1	51.9
2	L-NSWGA-PK2204-2	51.9

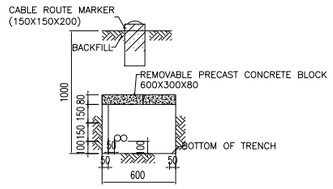

SECTION–51

51

LV CABLE		
Item	Cable Tag	O.D(mm)
1	L-NSWGA-PK2204-1	51.9
2	L-NSWGA-PK2204-2	51.9

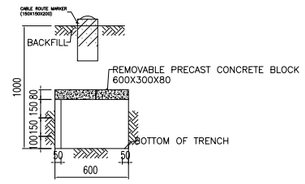

SECTION–52

52

LV CABLE		
Item	Cable Tag	O.D(mm)
1		
2		
3		

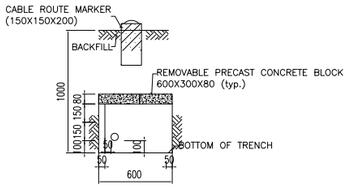

SECTION–53

53

LV CABLE		
Item	Cable Tag	O.D(mm)
1	L-NSWGA-PK2201	59.3

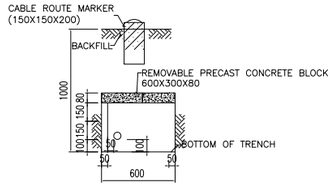

SECTION–54

54

LV CABLE		
Item	Cable Tag	O.D(mm)
1	L-NSWGA-PK2201	59.3

NOTES

1–UNLESS OTHERWISE SPECIFIED ALL DIMENSIONS ARE IN MILLIMETERS.
2– SINGLE CORE CABLES SHALL BE LAID IN TREFOIL GROUPS WITH CLEAR SPACING BETWEEN THE TREFOILS. TREFOIL FORMATION SHALL BE USED FOR EACH PHASE GROUP OF SINGLE CORE CABLES.
3– ALL BURIED TRENCHES SHALL BE EQUIPPED WITH CABLE MARKER & BACK FILLED WITH FINE SAND.

LEGEND

REFERENCE DRAWING	DRG. No.
UNIT PLOT PLAN DRAWING	BK-GCS-PEDCO-120-PI-PY-0001
CONCRETE CABLE DUCT BANK (ROAD CROSSING)	IPS-D-EL-209
CABLE TRENCH	IPS-D-EL-210
ARCHITECTURAL DRAWING FOR CHEMICAL INJ. PACKAGES/CHEMICAL STORAGE SHELTER	BK-GCS-PEDCO-120-AR-DW-0004
ARCHITECTURAL DRAWING FOR GAS COMPRESSORS SHELTER	BK-GCS-PEDCO-120-AR-DW-0003
ARCHITECTURAL DRAWING FOR UTILITY SHELTER	BK-GCS-PEDCO-120-AR-DW-0005
ARCHITECTURAL DRAWING FOR FIRE WATER PUMPS SHELTER	BK-GCS-PEDCO-120-AR-DW-0006
ELECTRICAL POWER & CONTROL CABLE SCHEDULE	BK-GCS-PEDCO-120-AR-DW-0006
STANDARD DRAWING FOR ELECTRICAL CABLE TRENCH	BK-GNRAL-PEDCO-000-CV-DW-0004
CALCULATION NOTE FOR CABLE SIZING	BK-GCS-PEDCO-120-EL-CN-0003
ELECTRICAL POWER & CONTROL CABLE SCHEDULE	BK-GCS-PEDCO-120-EL-LI-0002
CABLE TRENCH AND DUCT BANK LAYOUT	BK-GCS-PEDCO-120-CV-PY-0002
TYPICAL INSTALLATION DETAILS & NOTES FOR POWER SYSTEM	BK-GNRAL-PEDCO-000-EL-DW-0004

REV.	DATE	P.O.I.S	PREP.	CHK.	APP.	AUT.
D02	FEB.2024	IFA	H.SHAKIBA	M.FAKHARIAN	S.PARAMAREZPOUR	**.**
D01	SEP.2023	IFA	H.SHAKIBA	M.FAKHARIAN	M.MEHRSHAD	**.**
D00	JUL.2022	IFC	H.SHAKIBA	M.FAKHARIAN	M.MEHRSHAD	**.**

REV.	DESCRIPTION	BY	DATE	BY	DATE
		CHECKED		REV. APPR.	
***	**********	**.**	***.****	**.**	***.****

PROJECT NAME: BINAK OILFIELD DEVELOPMENT/SURFACE FACILITIES GAS COMPRESSOR STATION

PROJECT NO.: 971020

اصل و کلیه نسخ این نقشه و حق اقتباس متعلق به شرکت ملی مناطق نفت خیز جنوب میباشد.

THE ORIGINAL AND ALL COPIES OF THIS DRAWING TOGETHER WITH THE COPYRIGHT THEREIN ARE THE SOLE PROPERTY OF N.I.S.O.C./ FIELDS

EPC CONTRACTOR: HIRGAN ENERGY – DESIGN & INSPECTION COMPANIES

EPD/EPC CONTRACTOR (GC): PETROIRAN DEVELOPMENT COMPANY (PEDCO)

BINAK OILFIELD DEVELOPMENT
SURFACE FACILITIES
GAS COMPRESSOR STATION

DATE	SCALE	DRAWING BY	CHECKED BY	PROJECT ENG.

(VENDOR TITLE BLOCK)**

DRAWING TITLE: AREA ELECTRICAL CABLE ROUTE & SECTION LAYOUT

NO CONSTRUCTION PERMITTED UNLESS DRAWING APPROVED

APPROVED FOR CONSTRUCTION BY: DATE:

SCALE	SIZE	DRAWING NO.	SHEET NO.	REV.	BUDGET REF.	LOCATION	SIZE	CLASS	SERIAL NO.	SHEET	REVISION
1:500	A3	BK-GCS-PEDCO-120-EL-PY-0005	13 OF 23	D02	053-073-9184	F	2	P	709050	13 OF 23	D02

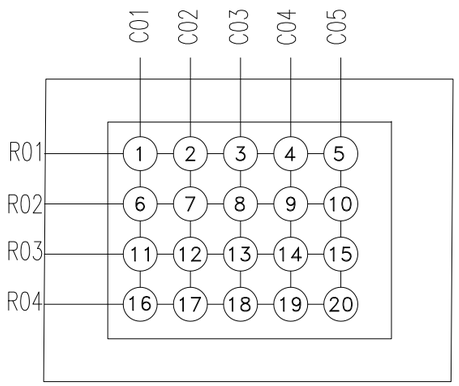

SLEEVES-01

01

MV CABLE		
Item	Cable Tag	O.D(mm)
1	M-11SWGA-C2101-A	87.7
2	M-11SWGB-C2101-B	87.7
3	M-11SWGC-C2101-C	87.7

LV CABLE		
Item	Cable Tag	O.D(mm)
1	L-11SWGA-SPH-A	21
2	L-MCC2101A-DH	27.2
3	L-MCC2101A-BR	23.5
4	L-MCC2101A-AP	28.2
5	L-MCC2101A-DC	26.7
6	L-MCC2101A-LP	22.6
7	L-MCC2101A-LH	21
8	L-MCC2101A-AX	28.2
9	L-MCC2101A-WP	28.2
10	L-MCC2101A-WH	47.9
11	L-MCC2101A-WC	26.7
12	L-11SWGB-SPH-B	21
13	L-MCC2101B-DH	27.2
14	L-MCC2101B-BR	23.5
15	L-MCC2101B-AP	28.2
16	L-MCC2101B-DC	26.7
17	L-MCC2101B-LP	22.6
18	L-MCC2101B-LH	21
19	L-MCC2101B-AX	28.2
20	L-MCC2101B-WP	28.2
21	L-MCC2101B-WH	47.9
22	L-MCC2101B-WC	26.7
23	L-11SWGC-SPH-C	21
24	L-MCC2101C-DH	27.2
25	L-MCC2101C-BR	23.5
26	L-MCC2101C-AP	28.2
27	L-MCC2101C-DC	26.7
28	L-MCC2101C-LP	22.6
29	L-MCC2101C-LH	21
30	L-MCC2101C-AX	28.2
31	L-MCC2101C-WP	28.2
32	L-MCC2101C-WH	47.9
33	L-MCC2101C-WC	26.7
34	L-NSWGA-AC2121A	26.7
35	L-NSWGA-AC2122A	26.7
36	L-NSWGB-AC2121B	26.7
37	L-NSWGB-AC2122B	26.7
38	L-NSWGA-AC2121C	26.7
39	L-NSWGA-AC2122C	26.7
40	L-NSWGA-AC2131A	26.7
41	L-NSWGA-AC2132A	26.7
42	L-NSWGB-AC2131B	26.7
43	L-NSWGB-AC2132B	26.7
44	L-NSWGA-AC2131C	26.7
45	L-NSWGA-AC2132C	26.7
46	L-NSWGB-PK2207	28.1
47	L-PK2101-P100A	23.5
48	L-PK2101-P100B	23.5
49	L-NSWGE-P2203A	26.7
50	L-NSWGE-P2203B	26.7
51	L-NSWGE-P-2202A	32.4
52	L-NSWGE-P-2202B	32.4
53	L-NSWGE-P-2101A	28.2
54	L-NSWGE-P-2101B	28.2
55	L-NSWGB-P-2209	16.6
56	L-NSWGE-P-2201A	28.2
57	L-NSWGE-P-2201B	28.2
58	L-NSWGA-P-2103A	22.6
59	L-NSWGB-P-2103B	22.6
60	L-NSWGB-P-2104	22.6
61	L-NSWGB-CR-01	34.4
62	L-NSWGB-NDP-01	42.2
63	L-NSWGE-EDP-01	34.4
64	L-NSWGB-WS-PR-01	42.2
65	L-NSWGA-WS-PR-03	42.2
66	L-NSWGA-CP01	28.1
67	L-NSWGE-EHTC	
68	L-NSWGB-PK2101	53.8

CONTROL CABLE		
Item	Cable Tag	O.D(mm)
1	C-11SWGA-C2101-A	22.6
2	C-11SWGA-RTD2101-A	41
3	C-11SWGA-DF2101-A	41
4	C-MCC2101A-BR02	22.6
5	C-MCC2101A-AP2	22.6
6	C-MCC2101A-DC2	22.6
7	C-MCC2101A-LP2	22.6
8	C-MCC2101A-AX2	22.6
9	C-MCC2101A-WP2	22.6
10	C-MCC2101A-WC2	22.6
11	C-11SWGB-C2101-B	22.6
12	C-11SWGB-RTD2101-B	41
13	C-11SWGB-DF2101-B	41
14	C-MCC2101B-BR2	22.6
15	C-MCC2101B-AP2	22.6
16	C-MCC2101B-DC2	22.6
17	C-MCC2101B-LP2	22.6
18	C-MCC2101B-AX2	22.6
19	C-MCC2101B-WP2	22.6
20	C-MCC2101B-WC2	22.6
21	C-11SWGC-C2101-C	22.6
22	C-11SWGC-RTD2101-C	41
23	C-11SWGC-DF2101-C	41
24	C-MCC2101C-BR2	22.6
25	C-MCC2101C-AP2	22.6
26	C-MCC2101C-DC2	22.6
27	C-MCC2101C-LP2	22.6
28	C-MCC2101C-AX2	22.6
29	C-MCC2101C-WP2	22.6
30	C-MCC2101C-WC2	22.6
31	C-NSWGA-AC2121A-03	29
32	C-NSWGA-AC2122A-03	29
33	C-NSWGB-AC2121B-03	29
34	C-NSWGB-AC2122B-03	29
35	C-NSWGA-AC2121C-03	29
36	C-NSWGA-AC2122C-03	29
37	C-NSWGA-AC2131A-03	29
38	C-NSWGA-AC2132A-03	29
39	C-NSWGB-AC2131B-03	29
40	C-NSWGB-AC2132B-03	29
41	C-NSWGA-AC2131C-03	29
42	C-NSWGA-AC2132C-03	29
43	C-PK2101-P100A3	29
44	C-PK2101-P100B3	29
45	C-NSWGE-P2203A-03	25.3
46	C-NSWGE-P2203B-03	25.3
47	C-NSWGE-P-2202A-03	29
48	C-NSWGE-P-2202B-03	29
49	C-NSWGE-P-2101A-03	29
50	C-NSWGE-P-2101B-03	29
51	C-NSWGB-P-2209-03	20
52	C-NSWGE-P-2201A-03	29
53	C-NSWGE-P-2201B-03	29
54	C-NSWGA-P-2103A-03	25.3
55	C-NSWGB-P-2103B-03	25.3
56	C-NSWGB-P-2104-03	25.3
57	C-MCC2101A-EHT	25.3
58	C-MCC2101B-EHT	25.3
59	C-MCC2101C-EHT	25.3

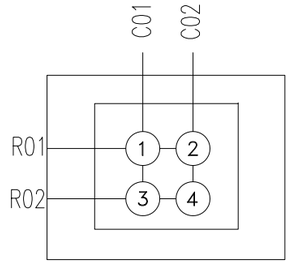

SLEEVES-02

02

LV CABLE		
Item	Cable Tag	O.D(mm)
1		
2		
3		

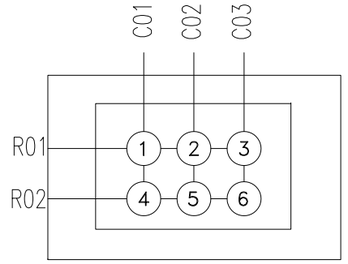

SLEEVES-03

03

LV CABLE		
Item	Cable Tag	O.D(mm)
1	L-NSWGE-P-2101A	28.2
2	L-NSWGE-P-2101B	28.2

CONTROL CABLE		
Item	Cable Tag	O.D(mm)
1	C-NSWGE-P-2101A-03	29
2	C-NSWGE-P-2101B-03	29

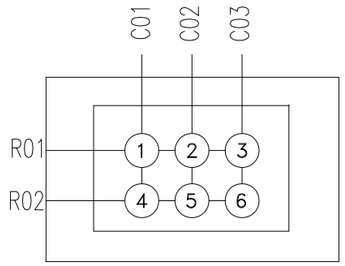

SLEEVES-04

04

LV CABLE		
Item	Cable Tag	O.D(mm)
1	L-NSWGB-PK2207	28.1

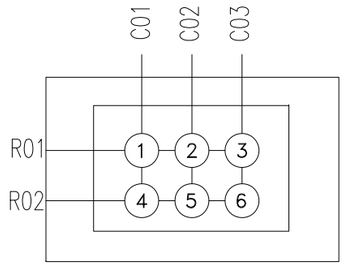

SLEEVES-05

05

MV CABLE		
Item	Cable Tag	O.D(mm)
1	M-11SWGA-C2101-A	87.7

LV CABLE		
Item	Cable Tag	O.D(mm)
1	L-11SWGA-SPH-A	21
2	L-MCC2101A-DH	27.2
3	L-MCC2101A-BR	23.5
4	L-MCC2101A-AP	28.2
5	L-MCC2101A-DC	26.7
6	L-MCC2101A-LP	22.6
7	L-MCC2101A-LH	21
8	L-MCC2101A-AX	28.2
9	L-MCC2101A-WP	28.2
10	L-MCC2101A-WH	47.9
11	L-MCC2101A-WC	26.7
12	L-NSWGB-CR-01	34.4
13	L-NSWGB-WS-PR-01	42.2
14	L-NSWGE-EHTC	
15	L-NSWGB-PK2101	53.8

CONTROL CABLE		
Item	Cable Tag	O.D(mm)
1	C-11SWGA-C2101-A	22.6
2	C-11SWGA-RTD2101-A	41
3	C-11SWGA-DF2101-A	41
4	C-MCC2101A-BR02	22.6
5	C-MCC2101A-AP2	22.6
6	C-MCC2101A-DC2	22.6
7	C-MCC2101A-LP2	22.6
8	C-MCC2101A-AX2	22.6
9	C-MCC2101A-WP2	22.6
10	C-MCC2101A-WC2	22.6
11	C-MCC2101A-EHT	25.3

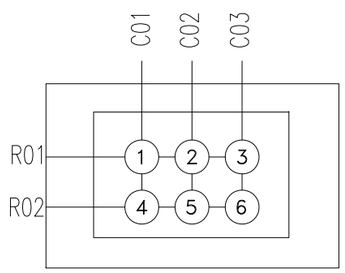

SLEEVES-06

06

MV CABLE		
Item	Cable Tag	O.D(mm)
1	M-11SWGB-C2101-B	87.7

LV CABLE		
Item	Cable Tag	O.D(mm)
1	L-11SWGB-SPH-B	21
2	L-MCC2101B-DH	27.2
3	L-MCC2101B-BR	23.5
4	L-MCC2101B-AP	28.2
5	L-MCC2101B-DC	26.7
6	L-MCC2101B-LP	22.6
7	L-MCC2101B-LH	21
8	L-MCC2101B-AX	28.2
9	L-MCC2101B-WP	28.2
10	L-MCC2101B-WH	47.9
11	L-MCC2101B-WC	26.7

CONTROL CABLE		
Item	Cable Tag	O.D(mm)
1	C-11SWGB-C2101-B	22.6
2	C-11SWGB-RTD2101-B	41
3	C-11SWGB-DF2101-B	41
4	C-MCC2101B-BR2	22.6
5	C-MCC2101B-AP2	22.6
6	C-MCC2101B-DC2	22.6
7	C-MCC2101B-LP2	22.6
8	C-MCC2101B-AX2	22.6
9	C-MCC2101B-WP2	22.6
10	C-MCC2101B-WC2	22.6
11	C-MCC2101B-EHT	25.3

NOTES

1- UNLESS OTHERWISE SPECIFIED ALL DIMENSIONS ARE IN MILLIMETERS.
2- SINGLE CORE CABLES SHALL BE LAID IN TREFOIL GROUPS WITH CLEAR SPACING BETWEEN THE TREFOILS. TREFOIL FORMATION SHALL BE USED FOR EACH PHASE GROUP OF SINGLE CORE CABLES.
3- ALL BURIED TRENCHES SHALL BE EQUIPPED WITH CABLE MARKER & BACK FILLED WITH FINE SAND.

LEGEND

REFERENCE DRAWING	DRG. No.
UNIT PLOT PLAN DRAWING	BK-GCS-PEDCO-120-PI-PY-0001
CONCRETE CABLE DUCT BANK (ROAD CROSSING)	IPS-D-EL-209
CABLE TRENCH	IPS-D-EL-210
ARCHITECTURAL DRAWING FOR CHEMICAL INJ. PACKAGES/CHEMICAL STORAGE SHELTER	BK-GCS-PEDCO-120-AR-DW-0004
ARCHITECTURAL DRAWING FOR GAS COMPRESSORS SHELTER	BK-GCS-PEDCO-120-AR-DW-0003
ARCHITECTURAL DRAWING FOR UTILITY SHELTER	BK-GCS-PEDCO-120-AR-DW-0005
ARCHITECTURAL DRAWING FOR FIRE WATER PUMPS SHELTER	BK-GCS-PEDCO-120-AR-DW-0006
ELECTRICAL POWER & CONTROL CABLE SCHEDULE	BK-GCS-PEDCO-120-AR-DW-0006
STANDARD DRAWING FOR ELECTRICAL CABLE TRENCH	BK-GNRAL-PEDCO-000-CV-DW-0004
CALCULATION NOTE FOR CABLE SIZING	BK-GCS-PEDCO-120-EL-CN-0003
ELECTRICAL POWER & CONTROL CABLE SCHEDULE	BK-GCS-PEDCO-120-EL-LI-0002
CABLE TRENCH AND DUCT BANK LAYOUT	BK-GCS-PEDCO-120-CV-PY-0002
TYPICAL INSTALLATION DETAILS & NOTES FOR POWER SYSTEM	BK-GNRAL-PEDCO-000-EL-DW-0004

REV.	DATE	P.O.I.S	PREP.	CHK.	APP.	AUT.	REV.	DESCRIPTION	CHECKED BY	CHECKED DATE	REV. APPR. BY	REV. APPR. DATE
D02	FEB.2024	IFA	H.SHAKIBA	M.FAKHARIAN	S.PARAMAEEPOUR	**.**	***	**********	**.**	***.****	**.**	***.****
D01	SEP.2023	IFA	H.SHAKIBA	M.FAKHARIAN	M.MEHRSHAD	**.**						
D00	JUL.2022	IFC	H.SHAKIBA	M.FAKHARIAN	M.MEHRSHAD	**.**						

PROJECT NAME: BINAK OILFIELD DEVELOPMENT/SURFACE FACILITIES GAS COMPRESSOR STATION

PROJECT NO.: 971020

EPC CONTRACTOR: HIRGAN ENERGY – DESIGN & INSPECTION COMPANIES

EPD/EPC CONTRACTOR (GC): PETROIRAN DEVELOPMENT COMPANY (PEDCO)

اصل و کلیه نسخ این نقشه و حق اقتباس متعلق به شرکت ملی مناطق نفت خیز جنوب میباشد.

THE ORIGINAL AND ALL COPIES OF THIS DRAWING TOGETHER WITH THE COPYRIGHT THEREIN ARE THE SOLE PROPERTY OF N.I.S.O.C./ FIELDS

BINAK OILFIELD DEVELOPMENT
SURFACE FACILITIES
GAS COMPRESSOR STATION

DATE	SCALE	DRAWING BY	CHECKED BY	PROJECT ENG.

(VENDOR TITLE BLOCK)**

DRAWING TITLE: AREA ELECTRICAL CABLE ROUTE & SECTION LAYOUT

NO CONSTRUCTION PERMITTED UNLESS DRAWING APPROVED

APPROVED FOR CONSTRUCTION BY: DATE:

SCALE	SIZE	DRAWING NO.	SHEET NO.	REV.	BUDGET REF.	LOCATION	SIZE	CLASS	SERIAL NO.	SHEET	REVISION
1:500	A3	BK-GCS-PEDCO-120-EL-PY-0005	14 OF 23	D02	053-073-9184	F	2	P	709050	14 OF 23	D02

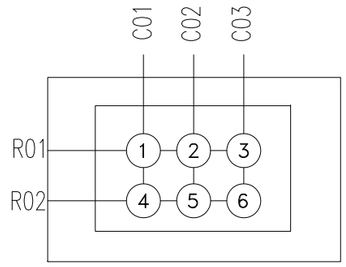

SLEEVES-07

07

MV CABLE		
Item	Cable Tag	O.D(mm)
1	M-11SWGC-C2101-C	87.7

LV CABLE		
Item	Cable Tag	O.D(mm)
1	L-11SWGC-SPH-C	21
2	L-MCC2101C-DH	27.2
3	L-MCC2101C-BR	23.5
4	L-MCC2101C-AP	28.2
5	L-MCC2101C-DC	26.7
6	L-MCC2101C-LP	22.6
7	L-MCC2101C-LH	21
8	L-MCC2101C-AX	28.2
9	L-MCC2101C-WP	28.2
10	L-MCC2101C-WH	47.9
11	L-MCC2101C-WC	26.7

CONTROL CABLE		
Item	Cable Tag	O.D(mm)
1	C-11SWGC-C2101-C	22.6
2	C-11SWGC-RTD2101-C	41
3	C-11SWGC-DF2101-C	41
4	C-MCC2101C-BR2	22.6
5	C-MCC2101C-AP2	22.6
6	C-MCC2101C-DC2	22.6
7	C-MCC2101C-LP2	22.6
8	C-MCC2101C-AX2	22.6
9	C-MCC2101C-WP2	22.6
10	C-MCC2101C-WC2	22.6
58	C-MCC2101C-EHT	25.3

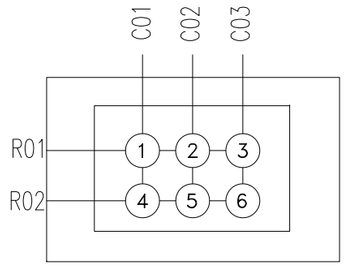

SLEEVES-08

08

LV CABLE		
Item	Cable Tag	O.D(mm)
1		
2		
3		

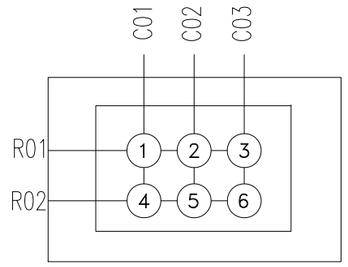

SLEEVES-09

09

LV CABLE		
Item	Cable Tag	O.D(mm)
1	L-NSWGA-P-2103A	22.6
2	L-NSWGB-P-2103B	22.6

CONTROL CABLE		
Item	Cable Tag	O.D(mm)
1	C-NSWGA-P-2103A-03	25.3
2	C-NSWGB-P-2103B-03	25.3

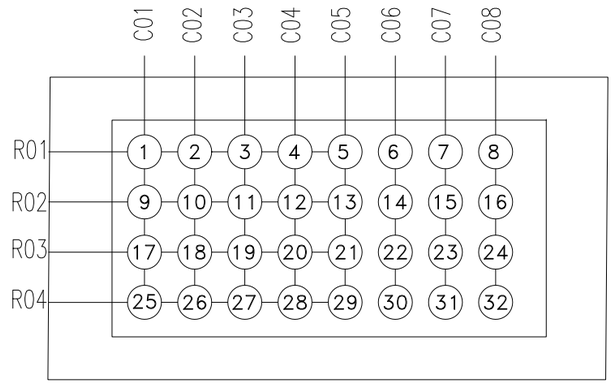

SLEEVES-10

10

MV CABLE		
Item	Cable Tag	O.D(mm)
1	M-3.3SWG-P2301A	68.8

LV CABLE		
Item	Cable Tag	O.D(mm)
1	L-NSWGE-PKC2203A1	59.3
2	L-NSWGE-PKC2203A2	59.3
3	L-NSWGE-PKC2203B1	59.3
4	L-NSWGE-PKC2203B2	59.3
5	L-NSWGA-PK2204-1	51.9
6	L-NSWGA-PK2204-2	51.9
7	L-NSWGA-PK2201	59.3
8	L-NSWGE-P-2302A	28.6
9	L-NSWGE-P-2302B	28.6
10	L-NSWGB-P-2206	16.6
11	L-NSWGA-CR-02	22.1
12	L-NSWGA-NDP-02	28.4
13	L-NSWGE-EDP-02	22.1
14	L-NSWGB-WS-UT-01	36.3
15	L-NSWGA-WS-UT-02	36.3
16	L-110UPS-F31	33.3
17	L-110UPS-F32	33.3
18	L-110UPS-F33	33.3
19	L-110UPS-F34	33.3
20	L-NSWGE-FDP 01	17.7
21	L-NSWGE-CCTV	32.1
22	L-NSWGE-EDP-CRM	28.4
23	L-NSWGB-110-UPS001	32.1
24	L-NSWGA-110-UPS002	32.1
25	L-NSWGE-UPS-Bypass	28.4

CONTROL CABLE		
Item	Cable Tag	O.D(mm)
1	C-3.3SWG-LCS	22.9
2	C-NSWGE-P-2302A	16.6
3	C-NSWGE-P-2302B	16.6

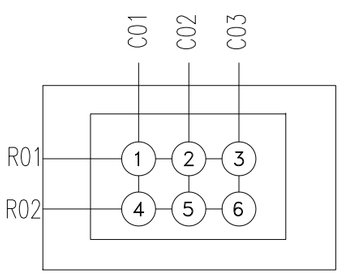

SLEEVES-11

11

LV CABLE		
Item	Cable Tag	O.D(mm)
1	L-NSWGE-CCTV	32.1

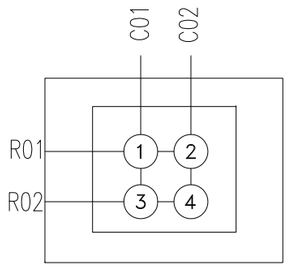

SLEEVES-12

12

LV CABLE		
Item	Cable Tag	O.D(mm)
1	L-NSWGE-PKC2203A1	59.3
2	L-NSWGE-PKC2203A2	59.3
3	L-NSWGE-PKC2203B1	59.3
4	L-NSWGE-PKC2203B2	59.3
5	L-NSWGA-WS-UT-02	36.3
6	L-110UPS-F31	33.3
7	L-110UPS-F32	33.3
8	L-110UPS-F33	33.3
9	L-110UPS-F34	33.3

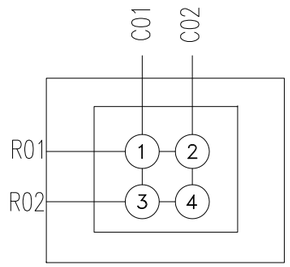

SLEEVES-13

13

LV CABLE		
Item	Cable Tag	O.D(mm)
1	L-NSWGA-PK2204-1	51.9
2	L-NSWGA-PK2204-2	51.9

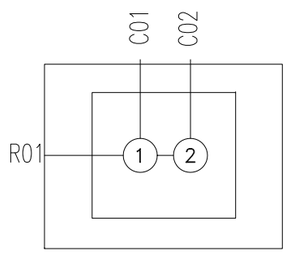

SLEEVES-14

14

LV CABLE		
Item	Cable Tag	O.D(mm)
1	L-NSWGA-PK2201	59.3

NOTES

1-UNLESS OTHERWISE SPECIFIED ALL DIMENSIONS ARE IN MILLIMETERS.
2- SINGLE CORE CABLES SHALL BE LAID IN TREFOIL GROUPS WITH CLEAR SPACING BETWEEN THE TREFOILS. TREFOIL FORMATION SHALL BE USED FOR EACH PHASE GROUP OF SINGLE CORE CABLES.
3- ALL BURIED TRENCHES SHALL BE EQUIPPED WITH CABLE MARKER & BACK FILLED WITH FINE SAND.

LEGEND

REFERENCE DRAWING	DRG. No.
UNIT PLOT PLAN DRAWING	BK-GCS-PEDCO-120-PI-PY-0001
CONCRETE CABLE DUCT BANK (ROAD CROSSING)	IPS-D-EL-209
CABLE TRENCH	IPS-D-EL-210
ARCHITECTURAL DRAWING FOR CHEMICAL INJ. PACKAGES/CHEMICAL STORAGE SHELTER	BK-GCS-PEDCO-120-AR-DW-0004
ARCHITECTURAL DRAWING FOR GAS COMPRESSORS SHELTER	BK-GCS-PEDCO-120-AR-DW-0003
ARCHITECTURAL DRAWING FOR UTILITY SHELTER	BK-GCS-PEDCO-120-AR-DW-0005
ARCHITECTURAL DRAWING FOR FIRE WATER PUMPS SHELTER	BK-GCS-PEDCO-120-AR-DW-0006
ELECTRICAL POWER & CONTROL CABLE SCHEDULE	BK-GCS-PEDCO-120-AR-DW-0006
STANDARD DRAWING FOR ELECTRICAL CABLE TRENCH	BK-GNRAL-PEDCO-000-CV-DW-0004
CALCULATION NOTE FOR CABLE SIZING	BK-GCS-PEDCO-120-EL-CN-0003
ELECTRICAL POWER & CONTROL CABLE SCHEDULE	BK-GCS-PEDCO-120-EL-LI-0002
CABLE TRENCH AND DUCT BANK LAYOUT	BK-GCS-PEDCO-120-CV-PY-0002
TYPICAL INSTALLATION DETAILS & NOTES FOR POWER SYSTEM	BK-GNRAL-PEDCO-000-EL-DW-0004

REV.	DATE	P.O.I.S	PREP.	CHK.	APP.	AUT.
D02	FEB.2024	IFA	H.SHAKIBA	M.FAKHARIAN	S.PARAMAREPOUR	**.**
D01	SEP.2023	IFA	H.SHAKIBA	M.FAKHARIAN	M.MEHRSHAD	**.**
D00	JUL.2022	IFC	H.SHAKIBA	M.FAKHARIAN	M.MEHRSHAD	**.**

REV.	DESCRIPTION	CHECKED BY	CHECKED DATE	REV. APPR. BY	REV. APPR. DATE
***	**********	**.**	***.****	**.**	***.****

PROJECT NAME: BINAK OILFIELD DEVELOPMENT/SURFACE FACILITIES GAS COMPRESSOR STATION

PROJECT NO.: 971020

EPC CONTRACTOR: HIRGAN ENERGY - DESIGN & INSPECTION COMPANIES

EPD/EPC CONTRACTOR (GC): PETROIRAN DEVELOPMENT COMPANY (PEDCO)

اصل و کلیه نسخ این نقشه و حق اقتباس متعلق به شرکت ملی مناطق نفت خیز جنوب میباشد.

THE ORIGINAL AND ALL COPIES OF THIS DRAWING TOGETHER WITH THE COPYRIGHT THEREIN ARE THE SOLE PROPERTY OF N.I.S.O.C./ FIELDS

BINAK OILFIELD DEVELOPMENT
SURFACE FACILITIES
GAS COMPRESSOR STATION

DATE	SCALE	DRAWING BY	CHECKED BY	PROJECT ENG.

(VENDOR TITLE BLOCK)**

DRAWING TITLE: AREA ELECTRICAL CABLE ROUTE & SECTION LAYOUT

NO CONSTRUCTION PERMITTED UNLESS DRAWING APPROVED

APPROVED FOR CONSTRUCTION BY: DATE:

SCALE	SIZE	DRAWING NO.	SHEET NO.	REV.	BUDGET REF.	LOCATION	SIZE	CLASS	SERIAL NO.	SHEET	REVISION
1:500	A3	BK-GCS-PEDCO-120-EL-PY-0005	15 OF 23	D02	053-073-9184	F	2	P	709050	15 OF 23	D02

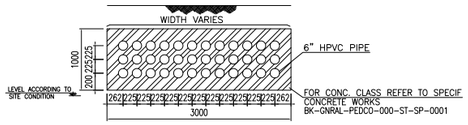

DUCT BANK-01

01

MV CABLE		
Item	Cable Tag	O.D(mm)
1	M-11SWGA-C2101-A	87.7
2	M-11SWGB-C2101-B	87.7
3	M-11SWGC-C2101-C	87.7

LV CABLE		
Item	Cable Tag	O.D(mm)
1	L-11SWGA-SPH-A	21
2	L-MCC2101A-DH	27.2
3	L-MCC2101A-BR	23.5
4	L-MCC2101A-AP	28.2
5	L-MCC2101A-DC	26.7
6	L-MCC2101A-LP	22.6
7	L-MCC2101A-LH	21
8	L-MCC2101A-AX	28.2
9	L-MCC2101A-WP	28.2
10	L-MCC2101A-WH	47.9
11	L-MCC2101A-WC	26.7
12	L-11SWGB-SPH-B	21
13	L-MCC2101B-DH	27.2
14	L-MCC2101B-BR	23.5
15	L-MCC2101B-AP	28.2
16	L-MCC2101B-DC	26.7
17	L-MCC2101B-LP	22.6
18	L-MCC2101B-LH	21
19	L-MCC2101B-AX	28.2
20	L-MCC2101B-WP	28.2
21	L-MCC2101B-WH	47.9
22	L-MCC2101B-WC	26.7
23	L-11SWGC-SPH-C	21
24	L-MCC2101C-DH	27.2
25	L-MCC2101C-BR	23.5
26	L-MCC2101C-AP	28.2
27	L-MCC2101C-DC	26.7
28	L-MCC2101C-LP	22.6
29	L-MCC2101C-LH	21
30	L-MCC2101C-AX	28.2
31	L-MCC2101C-WP	28.2
32	L-MCC2101C-WH	47.9
33	L-MCC2101C-WC	26.7
34	L-NSWGA-AC2121A	26.7
35	L-NSWGA-AC2122A	26.7
36	L-NSWGB-AC2121B	26.7
37	L-NSWGB-AC2122B	26.7
38	L-NSWGA-AC2121C	26.7
39	L-NSWGA-AC2122C	26.7
40	L-NSWGA-AC2131A	26.7
41	L-NSWGA-AC2132A	26.7
42	L-NSWGB-AC2131B	26.7
43	L-NSWGB-AC2132B	26.7
44	L-NSWGA-AC2131C	26.7
45	L-NSWGA-AC2132C	26.7
46	L-NSWGB-PK2207	28.1
47	L-PK2101-P100A	23.5
48	L-PK2101-P100B	23.5
49	L-NSWGE-P2203A	26.7
50	L-NSWGE-P2203B	26.7
51	L-NSWGE-P-2202A	32.4
52	L-NSWGE-P-2202B	32.4
53	L-NSWGE-P-2101A	28.2
54	L-NSWGE-P-2101B	28.2
55	L-NSWGB-P-2209	16.6
56	L-NSWGA-P-2103A	22.6
57	L-NSWGB-P-2103B	22.6
58	L-NSWGB-P-2104	22.6
59	L-NSWGB-CR-01	34.4
60	L-NSWGB-NDP-01	42.2
61	L-NSWGE-EDP-01	34.4
62	L-NSWGB-WS-PR-01	42.2
63	L-NSWGA-WS-PR-03	42.2
64	L-NSWGA-CP01	28.1
65	L-NSWGE-EHTC	
66	L-NSWGE-P-2201A	28.2
67	L-NSWGE-P-2201B	28.2
68	L-NSWGB-PK2101	53.8

CONTROL CABLE		
Item	Cable Tag	O.D(mm)
1	C-11SWGA-C2101-A	22.6
2	C-11SWGA-RTD2101-A	41
3	C-11SWGA-DF2101-A	41
4	C-MCC2101A-BR02	22.6
5	C-MCC2101A-AP2	22.6
6	C-MCC2101A-DC2	22.6
7	C-MCC2101A-LP2	22.6
8	C-MCC2101A-AX2	22.6
9	C-MCC2101A-WP2	22.6
10	C-MCC2101A-WC2	22.6
11	C-11SWGB-C2101-B	22.6
12	C-11SWGB-RTD2101-B	41
13	C-11SWGB-DF2101-B	41
14	C-MCC2101B-BR2	22.6
15	C-MCC2101B-AP2	22.6
16	C-MCC2101B-DC2	22.6
17	C-MCC2101B-LP2	22.6
18	C-MCC2101B-AX2	22.6
19	C-MCC2101B-WP2	22.6
20	C-MCC2101B-WC2	22.6
21	C-11SWGC-C2101-C	22.6
22	C-11SWGC-RTD2101-C	41
23	C-11SWGC-DF2101-C	41
24	C-MCC2101C-BR2	22.6
25	C-MCC2101C-AP2	22.6
26	C-MCC2101C-DC2	22.6
27	C-MCC2101C-LP2	22.6
28	C-MCC2101C-AX2	22.6
29	C-MCC2101C-WP2	22.6
30	C-MCC2101C-WC2	22.6
31	C-NSWGA-AC2121A-03	29
32	C-NSWGA-AC2122A-03	29
33	C-NSWGB-AC2121B-03	29
34	C-NSWGB-AC2122B-03	29
35	C-NSWGA-AC2121C-03	29
36	C-NSWGA-AC2122C-03	29
37	C-NSWGA-AC2131A-03	29
38	C-NSWGA-AC2132A-03	29
39	C-NSWGB-AC2131B-03	29
40	C-NSWGB-AC2132B-03	29
41	C-NSWGA-AC2131C-03	29
42	C-NSWGA-AC2132C-03	29
43	C-PK2101-P100A3	29
44	C-PK2101-P100B3	29
45	C-NSWGE-P2203A-03	25.3
46	C-NSWGE-P2203B-03	25.3
47	C-NSWGE-P-2202A-03	29
48	C-NSWGE-P-2202B-03	29
49	C-NSWGE-P-2101A-03	29
50	C-NSWGE-P-2101B-03	29
51	C-NSWGB-P-2209-03	20
52	C-NSWGA-P-2103A-03	25.3
53	C-NSWGB-P-2103B-03	25.3
54	C-NSWGB-P-2104-03	25.3
55	C-NSWGE-P-2201A-03	29
56	C-NSWGE-P-2201B-03	29
57	C-MCC2101A-EHT	25.3
58	C-MCC2101B-EHT	25.3
59	C-MCC2101C-EHT	25.3

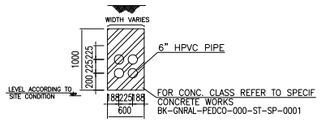

DUCT BANK-02

02

LV CABLE		
Item	Cable Tag	O.D(mm)
1		
2		
3		

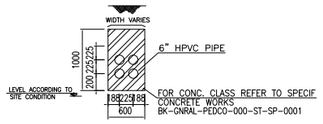

DUCT BANK-03

03

LV CABLE		
Item	Cable Tag	O.D(mm)
1	L-NSWGB-P-2209	16.6

CONTROL CABLE		
Item	Cable Tag	O.D(mm)
	C-NSWGB-P-2209-03	20

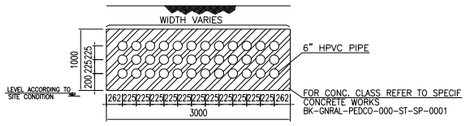

DUCT BANK-04

04

MV CABLE		
Item	Cable Tag	O.D(mm)
1	M-11SWGA-C2101-A	87.7
2	M-11SWGB-C2101-B	87.7
3	M-11SWGC-C2101-C	87.7

LV CABLE		
Item	Cable Tag	O.D(mm)
1	L-11SWGA-SPH-A	21
2	L-MCC2101A-DH	27.2
3	L-MCC2101A-BR	23.5
4	L-MCC2101A-AP	28.2
5	L-MCC2101A-DC	26.7
6	L-MCC2101A-LP	22.6
7	L-MCC2101A-LH	21
8	L-MCC2101A-AX	28.2
9	L-MCC2101A-WP	28.2
10	L-MCC2101A-WH	47.9
11	L-MCC2101A-WC	26.7
12	L-11SWGB-SPH-B	21
13	L-MCC2101B-DH	27.2
14	L-MCC2101B-BR	23.5
15	L-MCC2101B-AP	28.2
16	L-MCC2101B-DC	26.7
17	L-MCC2101B-LP	22.6
18	L-MCC2101B-LH	21
19	L-MCC2101B-AX	28.2
20	L-MCC2101B-WP	28.2
21	L-MCC2101B-WH	47.9
22	L-MCC2101B-WC	26.7
23	L-11SWGC-SPH-C	21
24	L-MCC2101C-DH	27.2
25	L-MCC2101C-BR	23.5
26	L-MCC2101C-AP	28.2
27	L-MCC2101C-DC	26.7
28	L-MCC2101C-LP	22.6
29	L-MCC2101C-LH	21
30	L-MCC2101C-AX	28.2
31	L-MCC2101C-WP	28.2
32	L-MCC2101C-WH	47.9
33	L-MCC2101C-WC	26.7
34	L-NSWGA-AC2121A	26.7
35	L-NSWGA-AC2122A	26.7
36	L-NSWGB-AC2121B	26.7
37	L-NSWGB-AC2122B	26.7
38	L-NSWGA-AC2121C	26.7
39	L-NSWGA-AC2122C	26.7
40	L-NSWGA-AC2131A	26.7
41	L-NSWGA-AC2132A	26.7
42	L-NSWGB-AC2131B	26.7
43	L-NSWGB-AC2132B	26.7
44	L-NSWGA-AC2131C	26.7
45	L-NSWGA-AC2132C	26.7
46	L-NSWGB-PK2207	28.1
47	L-PK2101-P100A	23.5
48	L-PK2101-P100B	23.5
49	L-NSWGE-P2203A	26.7
50	L-NSWGE-P2203B	26.7
51	L-NSWGE-P-2202A	32.4
52	L-NSWGE-P-2202B	32.4
53	L-NSWGE-P-2101A	28.2
54	L-NSWGE-P-2101B	28.2
55	L-NSWGA-P-2103A	22.6
56	L-NSWGB-P-2103B	22.6
57	L-NSWGB-P-2104	22.6
58	L-NSWGB-CR-01	34.4
59	L-NSWGB-NDP-01	42.2
60	L-NSWGE-EDP-01	34.4
61	L-NSWGB-WS-PR-01	42.2
62	L-NSWGA-WS-PR-03	42.2
63	L-NSWGA-CP01	28.1
64	L-NSWGE-EHTC	
65	L-NSWGE-P-2201A	28.2
66	L-NSWGE-P-2201B	28.2
67	L-NSWGB-PK2101	53.8

CONTROL CABLE		
Item	Cable Tag	O.D(mm)
1	C-11SWGA-C2101-A	22.6
2	C-11SWGA-RTD2101-A	41
3	C-11SWGA-DF2101-A	41
4	C-MCC2101A-BR02	22.6
5	C-MCC2101A-AP2	22.6
6	C-MCC2101A-DC2	22.6
7	C-MCC2101A-LP2	22.6
8	C-MCC2101A-AX2	22.6
9	C-MCC2101A-WP2	22.6
10	C-MCC2101A-WC2	22.6
11	C-11SWGB-C2101-B	22.6
12	C-11SWGB-RTD2101-B	41
13	C-11SWGB-DF2101-B	41
14	C-MCC2101B-BR2	22.6
15	C-MCC2101B-AP2	22.6
16	C-MCC2101B-DC2	22.6
17	C-MCC2101B-LP2	22.6
18	C-MCC2101B-AX2	22.6
19	C-MCC2101B-WP2	22.6
20	C-MCC2101B-WC2	22.6
21	C-11SWGC-C2101-C	22.6
22	C-11SWGC-RTD2101-C	41
23	C-11SWGC-DF2101-C	41
24	C-MCC2101C-BR2	22.6
25	C-MCC2101C-AP2	22.6
26	C-MCC2101C-DC2	22.6
27	C-MCC2101C-LP2	22.6
28	C-MCC2101C-AX2	22.6
29	C-MCC2101C-WP2	22.6
30	C-MCC2101C-WC2	22.6
31	C-NSWGA-AC2121A-03	29
32	C-NSWGA-AC2122A-03	29
33	C-NSWGB-AC2121B-03	29
34	C-NSWGB-AC2122B-03	29
35	C-NSWGA-AC2121C-03	29
36	C-NSWGA-AC2122C-03	29
37	C-NSWGA-AC2131A-03	29
38	C-NSWGA-AC2132A-03	29
39	C-NSWGB-AC2131B-03	29
40	C-NSWGB-AC2132B-03	29
41	C-NSWGA-AC2131C-03	29
42	C-NSWGA-AC2132C-03	29
43	C-PK2101-P100A3	29
44	C-PK2101-P100B3	29
45	C-NSWGE-P2203A-03	25.3
46	C-NSWGE-P2203B-03	25.3
47	C-NSWGE-P-2202A-03	29
48	C-NSWGE-P-2202B-03	29
49	C-NSWGE-P-2101A-03	29
50	C-NSWGE-P-2101B-03	29
51	C-NSWGA-P-2103A-03	25.3
52	C-NSWGB-P-2103B-03	25.3
53	C-NSWGB-P-2104-03	25.3
54	C-NSWGE-P-2201A-03	29
55	C-NSWGE-P-2201B-03	29
56	C-MCC2101A-EHT	25.3
57	C-MCC2101B-EHT	25.3
58	C-MCC2101C-EHT	25.3

NOTES

1- UNLESS OTHERWISE SPECIFIED ALL DIMENSIONS ARE IN MILLIMETERS.
2- SINGLE CORE CABLES SHALL BE LAID IN TREFOIL GROUPS WITH CLEAR SPACING BETWEEN THE TREFOILS. TREFOIL FORMATION SHALL BE USED FOR EACH PHASE GROUP OF SINGLE CORE CABLES.
3- ALL BURIED TRENCHES SHALL BE EQUIPPED WITH CABLE MARKER & BACK FILLED WITH FINE SAND.

LEGEND

REFERENCE DRAWING	DRG. No.
UNIT PLOT PLAN DRAWING	BK-GCS-PEDCO-120-PI-PY-0001
CONCRETE CABLE DUCT BANK (ROAD CROSSING)	IPS-D-EL-209
CABLE TRENCH	IPS-D-EL-210
ARCHITECTURAL DRAWING FOR CHEMICAL INJ. PACKAGES/CHEMICAL STORAGE SHELTER	BK-GCS-PEDCO-120-AR-DW-0004
ARCHITECTURAL DRAWING FOR GAS COMPRESSORS SHELTER	BK-GCS-PEDCO-120-AR-DW-0003
ARCHITECTURAL DRAWING FOR UTILITY SHELTER	BK-GCS-PEDCO-120-AR-DW-0005
ARCHITECTURAL DRAWING FOR FIRE WATER PUMPS SHELTER	BK-GCS-PEDCO-120-AR-DW-0006
ELECTRICAL POWER & CONTROL CABLE SCHEDULE	BK-GCS-PEDCO-120-AR-DW-0006
STANDARD DRAWING FOR ELECTRICAL CABLE TRENCH	BK-GNRAL-PEDCO-000-CV-DW-0004
CALCULATION NOTE FOR CABLE SIZING	BK-GCS-PEDCO-120-EL-CN-0003
ELECTRICAL POWER & CONTROL CABLE SCHEDULE	BK-GCS-PEDCO-120-EL-LI-0002
CABLE TRENCH AND DUCT BANK LAYOUT	BK-GCS-PEDCO-120-CV-PY-0002
TYPICAL INSTALLATION DETAILS & NOTES FOR POWER SYSTEM	BK-GNRAL-PEDCO-000-EL-DW-0004

REV.	DATE	P.O.I.S	PREP.	CHK.	APP.	AUT.
D02	FEB.2024	IFA	H.SHAKIBA	M.FAKHARIAN	S.PARAMARZPOUR	**.**
D01	SEP.2023	IFA	H.SHAKIBA	M.FAKHARIAN	M.MEHRSHAD	**.**
D00	JUL.2022	IFC	H.SHAKIBA	M.FAKHARIAN	M.MEHRSHAD	**.**

REV.	DESCRIPTION	CHECKED		REV. APPR.	
		BY	DATE	BY	DATE
***	**********	**.**	***.****	**.**	***.****

PROJECT NAME: BINAK OILFIELD DEVELOPMENT/SURFACE FACILITIES GAS COMPRESSOR STATION

PROJECT NO.: 971020

EPC CONTRACTOR: HIRGAN ENERGY – DESIGN & INSPECTION COMPANIES

EPD/EPC CONTRACTOR (GC): PETROIRAN DEVELOPMENT COMPANY (PEDCO)

اصل و کلیه نسخ این نقشه و حق اقتباس متعلق به شرکت ملی مناطق نفت خیز جنوب میباشد.

THE ORIGINAL AND ALL COPIES OF THIS DRAWING TOGETHER WITH THE COPYRIGHT THEREIN ARE THE SOLE PROPERTY OF N.I.S.O.C./ FIELDS

BINAK OILFIELD DEVELOPMENT
SURFACE FACILITIES
GAS COMPRESSOR STATION

DATE	SCALE	DRAWING BY	CHECKED BY	PROJECT ENG.

(VENDOR TITLE BLOCK)**

DRAWING TITLE: AREA ELECTRICAL CABLE ROUTE & SECTION LAYOUT

NO CONSTRUCTION PERMITTED UNLESS DRAWING APPROVED

APPROVED FOR CONSTRUCTION BY: DATE:

SCALE	SIZE	DRAWING NO.	SHEET NO.	REV.
1:500	A3	BK-GCS-PEDCO-120-EL-PY-0005	16 OF 23	D02

BUDGET REF.	LOCATION	SIZE	CLASS	SERIAL NO.	SHEET	REVISION
053-073-9184	F	2	P	709050	16 OF 23	D02

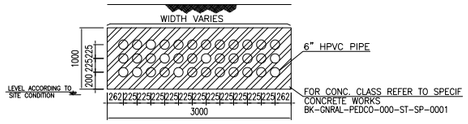

DUCT BANK-05

05

MV CABLE		
Item	Cable Tag	O.D(mm)
1	M-11SWGA-C2101-A	87.7
2	M-11SWGB-C2101-B	87.7
3	M-11SWGC-C2101-C	87.7

LV CABLE		
Item	Cable Tag	O.D(mm)
1	L-11SWGA-SPH-A	21
2	L-MCC2101A-DH	27.2
3	L-MCC2101A-BR	23.5
4	L-MCC2101A-AP	28.2
5	L-MCC2101A-DC	26.7
6	L-MCC2101A-LP	22.6
7	L-MCC2101A-LH	21
8	L-MCC2101A-AX	28.2
9	L-MCC2101A-WP	28.2
10	L-MCC2101A-WH	47.9
11	L-MCC2101A-WC	26.7
12	L-11SWGB-SPH-B	21
13	L-MCC2101B-DH	27.2
14	L-MCC2101B-BR	23.5
15	L-MCC2101B-AP	28.2
16	L-MCC2101B-DC	26.7
17	L-MCC2101B-LP	22.6
18	L-MCC2101B-LH	21
19	L-MCC2101B-AX	28.2
20	L-MCC2101B-WP	28.2
21	L-MCC2101B-WH	47.9
22	L-MCC2101B-WC	26.7
23	L-11SWGC-SPH-C	21
24	L-MCC2101C-DH	27.2
25	L-MCC2101C-BR	23.5
26	L-MCC2101C-AP	28.2
27	L-MCC2101C-DC	26.7
28	L-MCC2101C-LP	22.6
29	L-MCC2101C-LH	21
30	L-MCC2101C-AX	28.2
31	L-MCC2101C-WP	28.2
32	L-MCC2101C-WH	47.9
33	L-MCC2101C-WC	26.7
34	L-NSWGA-AC2121A	26.7
35	L-NSWGA-AC2122A	26.7
36	L-NSWGB-AC2121B	26.7
37	L-NSWGB-AC2122B	26.7
38	L-NSWGA-AC2121C	26.7
39	L-NSWGA-AC2122C	26.7
40	L-NSWGA-AC2131A	26.7
41	L-NSWGA-AC2132A	26.7
42	L-NSWGB-AC2131B	26.7
43	L-NSWGB-AC2132B	26.7
44	L-NSWGA-AC2131C	26.7
45	L-NSWGA-AC2132C	26.7
46	L-NSWGB-PK2207	28.1
47	L-PK2101-P100A	23.5
48	L-PK2101-P100B	23.5
49	L-NSWGE-P2203A	26.7
50	L-NSWGE-P2203B	26.7
51	L-NSWGE-P-2202A	32.4
52	L-NSWGE-P-2202B	32.4
53	L-NSWGE-P-2101A	28.2
54	L-NSWGE-P-2101B	28.2
55	L-NSWGA-P-2103A	22.6
56	L-NSWGB-P-2103B	22.6
57	L-NSWGB-P-2104	22.6
58	L-NSWGB-CR-01	34.4
59	L-NSWGB-NDP-01	42.2
60	L-NSWGE-EDP-01	34.4
61	L-NSWGB-WS-PR-01	42.2
62	L-NSWGA-WS-PR-03	42.2
63	L-NSWGA-CP01	28.1
64	L-NSWGE-EHTC	
65	L-NSWGE-P-2201A	28.2
66	L-NSWGE-P-2201B	28.2
67	L-NSWGB-PK2101	53.8

CONTROL CABLE		
Item	Cable Tag	O.D(mm)
1	C-11SWGA-C2101-A	22.6
2	C-11SWGA-RTD2101-A	41
3	C-11SWGA-DF2101-A	41
4	C-MCC2101A-BR02	22.6
5	C-MCC2101A-AP2	22.6
6	C-MCC2101A-DC2	22.6
7	C-MCC2101A-LP2	22.6
8	C-MCC2101A-AX2	22.6
9	C-MCC2101A-WP2	22.6
10	C-MCC2101A-WC2	22.6
11	C-11SWGB-C2101-B	22.6
12	C-11SWGB-RTD2101-B	41
13	C-11SWGB-DF2101-B	41
14	C-MCC2101B-BR2	22.6
15	C-MCC2101B-AP2	22.6
16	C-MCC2101B-DC2	22.6
17	C-MCC2101B-LP2	22.6
18	C-MCC2101B-AX2	22.6
19	C-MCC2101B-WP2	22.6
20	C-MCC2101B-WC2	22.6
21	C-11SWGC-C2101-C	22.6
22	C-11SWGC-RTD2101-C	41
23	C-11SWGC-DF2101-C	41
24	C-MCC2101C-BR2	22.6
25	C-MCC2101C-AP2	22.6
26	C-MCC2101C-DC2	22.6
27	C-MCC2101C-LP2	22.6
28	C-MCC2101C-AX2	22.6
29	C-MCC2101C-WP2	22.6
30	C-MCC2101C-WC2	22.6
31	C-NSWGA-AC2121A-03	29
32	C-NSWGA-AC2122A-03	29
33	C-NSWGB-AC2121B-03	29
34	C-NSWGB-AC2122B-03	29
35	C-NSWGA-AC2121C-03	29
36	C-NSWGA-AC2122C-03	29
37	C-NSWGA-AC2131A-03	29
38	C-NSWGA-AC2132A-03	29
39	C-NSWGB-AC2131B-03	29
40	C-NSWGB-AC2132B-03	29
41	C-NSWGA-AC2131C-03	29
42	C-NSWGA-AC2132C-03	29
43	C-PK2101-P100A3	29
44	C-PK2101-P100B3	29
45	C-NSWGE-P2203A-03	25.3
46	C-NSWGE-P2203B-03	25.3
47	C-NSWGE-P-2202A-03	29
48	C-NSWGE-P-2202B-03	29
49	C-NSWGE-P-2101A-03	29
50	C-NSWGE-P-2101B-03	29
51	C-NSWGA-P-2103A-03	25.3
52	C-NSWGB-P-2103B-03	25.3
53	C-NSWGB-P-2104-03	25.3
54	C-NSWGE-P-2201A-03	29
55	C-NSWGE-P-2201B-03	29
56	C-MCC2101A-EHT	25.3
57	C-MCC2101B-EHT	25.3
58	C-MCC2101C-EHT	25.3

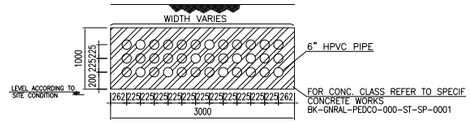

DUCT BANK-06

06

MV CABLE		
Item	Cable Tag	O.D(mm)
1	M-11SWGA-C2101-A	87.7
2	M-11SWGB-C2101-B	87.7
3	M-11SWGC-C2101-C	87.7

LV CABLE		
Item	Cable Tag	O.D(mm)
1	L-11SWGA-SPH-A	21
2	L-MCC2101A-DH	27.2
3	L-MCC2101A-BR	23.5
4	L-MCC2101A-AP	28.2
5	L-MCC2101A-DC	26.7
6	L-MCC2101A-LP	22.6
7	L-MCC2101A-LH	21
8	L-MCC2101A-AX	28.2
9	L-MCC2101A-WP	28.2
10	L-MCC2101A-WH	47.9
11	L-MCC2101A-WC	26.7
12	L-11SWGB-SPH-B	21
13	L-MCC2101B-DH	27.2
14	L-MCC2101B-BR	23.5
15	L-MCC2101B-AP	28.2
16	L-MCC2101B-DC	26.7
17	L-MCC2101B-LP	22.6
18	L-MCC2101B-LH	21
19	L-MCC2101B-AX	28.2
20	L-MCC2101B-WP	28.2
21	L-MCC2101B-WH	47.9
22	L-MCC2101B-WC	26.7
23	L-11SWGC-SPH-C	21
24	L-MCC2101C-DH	27.2
25	L-MCC2101C-BR	23.5
26	L-MCC2101C-AP	28.2
27	L-MCC2101C-DC	26.7
28	L-MCC2101C-LP	22.6
29	L-MCC2101C-LH	21
30	L-MCC2101C-AX	28.2
31	L-MCC2101C-WP	28.2
32	L-MCC2101C-WH	47.9
33	L-MCC2101C-WC	26.7
34	L-NSWGA-AC2121A	26.7
35	L-NSWGA-AC2122A	26.7
36	L-NSWGB-AC2121B	26.7
37	L-NSWGB-AC2122B	26.7
38	L-NSWGA-AC2121C	26.7
39	L-NSWGA-AC2122C	26.7
40	L-NSWGA-AC2131A	26.7
41	L-NSWGA-AC2132A	26.7
42	L-NSWGB-AC2131B	26.7
43	L-NSWGB-AC2132B	26.7
44	L-NSWGA-AC2131C	26.7
45	L-NSWGA-AC2132C	26.7
46	L-NSWGB-PK2207	28.1
47	L-PK2101-P100A	23.5
48	L-PK2101-P100B	23.5
49	L-NSWGE-P2203A	26.7
50	L-NSWGE-P2203B	26.7
51	L-NSWGE-P-2202A	32.4
52	L-NSWGE-P-2202B	32.4
53	L-NSWGE-P-2101A	28.2
54	L-NSWGE-P-2101B	28.2
55	L-NSWGA-P-2103A	22.6
56	L-NSWGB-P-2103B	22.6
57	L-NSWGB-P-2104	22.6
58	L-NSWGB-CR-01	34.4
59	L-NSWGB-NDP-01	42.2
60	L-NSWGE-EDP-01	34.4
61	L-NSWGB-WS-PR-01	42.2
62	L-NSWGA-WS-PR-03	42.2
63	L-NSWGA-CP01	28.1
64	L-NSWGE-EHTC	
65	L-NSWGE-P-2201A	28.2
66	L-NSWGE-P-2201B	28.2
67	L-NSWGB-PK2101	53.8

CONTROL CABLE		
Item	Cable Tag	O.D(mm)
1	C-11SWGA-C2101-A	22.6
2	C-11SWGA-RTD2101-A	41
3	C-11SWGA-DF2101-A	41
4	C-MCC2101A-BR02	22.6
5	C-MCC2101A-AP2	22.6
6	C-MCC2101A-DC2	22.6
7	C-MCC2101A-LP2	22.6
8	C-MCC2101A-AX2	22.6
9	C-MCC2101A-WP2	22.6
10	C-MCC2101A-WC2	22.6
11	C-11SWGB-C2101-B	22.6
12	C-11SWGB-RTD2101-B	41
13	C-11SWGB-DF2101-B	41
14	C-MCC2101B-BR2	22.6
15	C-MCC2101B-AP2	22.6
16	C-MCC2101B-DC2	22.6
17	C-MCC2101B-LP2	22.6
18	C-MCC2101B-AX2	22.6
19	C-MCC2101B-WP2	22.6
20	C-MCC2101B-WC2	22.6
21	C-11SWGC-C2101-C	22.6
22	C-11SWGC-RTD2101-C	41
23	C-11SWGC-DF2101-C	41
24	C-MCC2101C-BR2	22.6
25	C-MCC2101C-AP2	22.6
26	C-MCC2101C-DC2	22.6
27	C-MCC2101C-LP2	22.6
28	C-MCC2101C-AX2	22.6
29	C-MCC2101C-WP2	22.6
30	C-MCC2101C-WC2	22.6
31	C-NSWGA-AC2121A-03	29
32	C-NSWGA-AC2122A-03	29
33	C-NSWGB-AC2121B-03	29
34	C-NSWGB-AC2122B-03	29
35	C-NSWGA-AC2121C-03	29
36	C-NSWGA-AC2122C-03	29
37	C-NSWGA-AC2131A-03	29
38	C-NSWGA-AC2132A-03	29
39	C-NSWGB-AC2131B-03	29
40	C-NSWGB-AC2132B-03	29
41	C-NSWGA-AC2131C-03	29
42	C-NSWGA-AC2132C-03	29
43	C-PK2101-P100A3	29
44	C-PK2101-P100B3	29
45	C-NSWGE-P2203A-03	25.3
46	C-NSWGE-P2203B-03	25.3
47	C-NSWGE-P-2202A-03	29
48	C-NSWGE-P-2202B-03	29
49	C-NSWGE-P-2101A-03	29
50	C-NSWGE-P-2101B-03	29
51	C-NSWGA-P-2103A-03	25.3
52	C-NSWGB-P-2103B-03	25.3
53	C-NSWGB-P-2104-03	25.3
54	C-NSWGE-P-2201A-03	29
55	C-NSWGE-P-2201B-03	29
56	C-MCC2101A-EHT	25.3
57	C-MCC2101B-EHT	25.3
58	C-MCC2101C-EHT	25.3

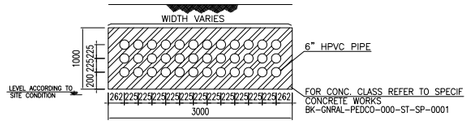

DUCT BANK-07

07

MV CABLE		
Item	Cable Tag	O.D(mm)
1	M-11SWGA-C2101-A	87.7
2	M-11SWGB-C2101-B	87.7
3	M-11SWGC-C2101-C	87.7

LV CABLE		
Item	Cable Tag	O.D(mm)
1	L-11SWGA-SPH-A	21
2	L-MCC2101A-DH	27.2
3	L-MCC2101A-BR	23.5
4	L-MCC2101A-AP	28.2
5	L-MCC2101A-DC	26.7
6	L-MCC2101A-LP	22.6
7	L-MCC2101A-LH	21
8	L-MCC2101A-AX	28.2
9	L-MCC2101A-WP	28.2
10	L-MCC2101A-WH	47.9
11	L-MCC2101A-WC	26.7
12	L-11SWGB-SPH-B	21
13	L-MCC2101B-DH	27.2
14	L-MCC2101B-BR	23.5
15	L-MCC2101B-AP	28.2
16	L-MCC2101B-DC	26.7
17	L-MCC2101B-LP	22.6
18	L-MCC2101B-LH	21
19	L-MCC2101B-AX	28.2
20	L-MCC2101B-WP	28.2
21	L-MCC2101B-WH	47.9
22	L-MCC2101B-WC	26.7
23	L-11SWGC-SPH-C	21
24	L-MCC2101C-DH	27.2
25	L-MCC2101C-BR	23.5
26	L-MCC2101C-AP	28.2
27	L-MCC2101C-DC	26.7
28	L-MCC2101C-LP	22.6
29	L-MCC2101C-LH	21
30	L-MCC2101C-AX	28.2
31	L-MCC2101C-WP	28.2
32	L-MCC2101C-WH	47.9
33	L-MCC2101C-WC	26.7
34	L-NSWGA-AC2121A	26.7
35	L-NSWGA-AC2122A	26.7
36	L-NSWGB-AC2121B	26.7
37	L-NSWGB-AC2122B	26.7
38	L-NSWGA-AC2121C	26.7
39	L-NSWGA-AC2122C	26.7
40	L-NSWGA-AC2131A	26.7
41	L-NSWGA-AC2132A	26.7
42	L-NSWGB-AC2131B	26.7
43	L-NSWGB-AC2132B	26.7
44	L-NSWGA-AC2131C	26.7
45	L-NSWGA-AC2132C	26.7
46	L-NSWGB-PK2207	28.1
47	L-PK2101-P100A	23.5
48	L-PK2101-P100B	23.5
49	L-NSWGE-P2203A	26.7
50	L-NSWGE-P2203B	26.7
51	L-NSWGE-P-2202A	32.4
52	L-NSWGE-P-2202B	32.4
53	L-NSWGE-P-2101A	28.2
54	L-NSWGE-P-2101B	28.2
55	L-NSWGA-P-2103A	22.6
56	L-NSWGB-P-2103B	22.6
57	L-NSWGB-P-2104	22.6
58	L-NSWGB-CR-01	34.4
59	L-NSWGB-NDP-01	42.2
60	L-NSWGE-EDP-01	34.4
61	L-NSWGB-WS-PR-01	42.2
62	L-NSWGA-WS-PR-03	42.2
63	L-NSWGA-CP01	28.1
64	L-NSWGE-EHTC	
65	L-NSWGE-P-2201A	28.2
66	L-NSWGE-P-2201B	28.2
67	L-NSWGB-PK2101	53.8

CONTROL CABLE		
Item	Cable Tag	O.D(mm)
1	C-11SWGA-C2101-A	22.6
2	C-11SWGA-RTD2101-A	41
3	C-11SWGA-DF2101-A	41
4	C-MCC2101A-BR02	22.6
5	C-MCC2101A-AP2	22.6
6	C-MCC2101A-DC2	22.6
7	C-MCC2101A-LP2	22.6
8	C-MCC2101A-AX2	22.6
9	C-MCC2101A-WP2	22.6
10	C-MCC2101A-WC2	22.6
11	C-11SWGB-C2101-B	22.6
12	C-11SWGB-RTD2101-B	41
13	C-11SWGB-DF2101-B	41
14	C-MCC2101B-BR2	22.6
15	C-MCC2101B-AP2	22.6
16	C-MCC2101B-DC2	22.6
17	C-MCC2101B-LP2	22.6
18	C-MCC2101B-AX2	22.6
19	C-MCC2101B-WP2	22.6
20	C-MCC2101B-WC2	22.6
21	C-11SWGC-C2101-C	22.6
22	C-11SWGC-RTD2101-C	41
23	C-11SWGC-DF2101-C	41
24	C-MCC2101C-BR2	22.6
25	C-MCC2101C-AP2	22.6
26	C-MCC2101C-DC2	22.6
27	C-MCC2101C-LP2	22.6
28	C-MCC2101C-AX2	22.6
29	C-MCC2101C-WP2	22.6
30	C-MCC2101C-WC2	22.6
31	C-NSWGA-AC2121A-03	29
32	C-NSWGA-AC2122A-03	29
33	C-NSWGB-AC2121B-03	29
34	C-NSWGB-AC2122B-03	29
35	C-NSWGA-AC2121C-03	29
36	C-NSWGA-AC2122C-03	29
37	C-NSWGA-AC2131A-03	29
38	C-NSWGA-AC2132A-03	29
39	C-NSWGB-AC2131B-03	29
40	C-NSWGB-AC2132B-03	29
41	C-NSWGA-AC2131C-03	29
42	C-NSWGA-AC2132C-03	29
43	C-PK2101-P100A3	29
44	C-PK2101-P100B3	29
45	C-NSWGE-P2203A-03	25.3
46	C-NSWGE-P2203B-03	25.3
47	C-NSWGE-P-2202A-03	29
48	C-NSWGE-P-2202B-03	29
49	C-NSWGE-P-2101A-03	29
50	C-NSWGE-P-2101B-03	29
51	C-NSWGA-P-2103A-03	25.3
52	C-NSWGB-P-2103B-03	25.3
53	C-NSWGB-P-2104-03	25.3
54	C-NSWGE-P-2201A-03	29
55	C-NSWGE-P-2201B-03	29
56	C-MCC2101A-EHT	25.3
57	C-MCC2101B-EHT	25.3
58	C-MCC2101C-EHT	25.3

NOTES

1- UNLESS OTHERWISE SPECIFIED ALL DIMENSIONS ARE IN MILLIMETERS.
2- SINGLE CORE CABLES SHALL BE LAID IN TREFOIL GROUPS WITH CLEAR SPACING BETWEEN THE TREFOILS. TREFOIL FORMATION SHALL BE USED FOR EACH PHASE GROUP OF SINGLE CORE CABLES.
3- ALL BURIED TRENCHES SHALL BE EQUIPPED WITH CABLE MARKER & BACK FILLED WITH FINE SAND.

LEGEND

REFERENCE DRAWING	DRG. No.
UNIT PLOT PLAN DRAWING	BK-GCS-PEDCO-120-PI-PY-0001
CONCRETE CABLE DUCT BANK (ROAD CROSSING)	IPS-D-EL-209
CABLE TRENCH	IPS-D-EL-210
ARCHITECTURAL DRAWING FOR CHEMICAL INJ. PACKAGES/CHEMICAL STORAGE SHELTER	BK-GCS-PEDCO-120-AR-DW-0004
ARCHITECTURAL DRAWING FOR GAS COMPRESSORS SHELTER	BK-GCS-PEDCO-120-AR-DW-0003
ARCHITECTURAL DRAWING FOR UTILITY SHELTER	BK-GCS-PEDCO-120-AR-DW-0005
ARCHITECTURAL DRAWING FOR FIRE WATER PUMPS SHELTER	BK-GCS-PEDCO-120-AR-DW-0006
ELECTRICAL POWER & CONTROL CABLE SCHEDULE	BK-GCS-PEDCO-120-AR-DW-0006
STANDARD DRAWING FOR ELECTRICAL CABLE TRENCH	BK-GNRAL-PEDCO-000-CV-DW-0004
CALCULATION NOTE FOR CABLE SIZING	BK-GCS-PEDCO-120-EL-CN-0003
ELECTRICAL POWER & CONTROL CABLE SCHEDULE	BK-GCS-PEDCO-120-EL-LI-0002
CABLE TRENCH AND DUCT BANK LAYOUT	BK-GCS-PEDCO-120-CV-PY-0002
TYPICAL INSTALLATION DETAILS & NOTES FOR POWER SYSTEM	BK-GNRAL-PEDCO-000-EL-DW-0004

REV.	DATE	P.O.I.S	PREP.	CHK.	APP.	AUT.
D02	FEB.2024	IFA	H.SHAKIBA	M.FAKHARIAN	S.PARAMAREZPOUR	**.**
D01	SEP.2023	IFA	H.SHAKIBA	M.FAKHARIAN	M.MEHRSHAD	**.**
D00	JUL.2022	IFC	H.SHAKIBA	M.FAKHARIAN	M.MEHRSHAD	**.**

REV.	DESCRIPTION	BY	DATE	BY	DATE
***	**********	**.**	***.****	**.**	***.****
		CHECKED		REV. APPR.	

PROJECT NAME: BINAK OILFIELD DEVELOPMENT/SURFACE FACILITIES GAS COMPRESSOR STATION

PROJECT NO.: 971020

اصل و کلیه نسخ این نقشه و حق اقتباس متعلق به شرکت ملی مناطق نفت خیز جنوب میباشد.

THE ORIGINAL AND ALL COPIES OF THIS DRAWING TOGETHER WITH THE COPYRIGHT THEREIN ARE THE SOLE PROPERTY OF N.I.S.O.C./ FIELDS

EPC CONTRACTOR: HIRGAN ENERGY – DESIGN & INSPECTION COMPANIES

EPD/EPC CONTRACTOR (GC): PETROIRAN DEVELOPMENT COMPANY (PEDCO)

BINAK OILFIELD DEVELOPMENT
SURFACE FACILITIES
GAS COMPRESSOR STATION

DATE	SCALE	DRAWING BY	CHECKED BY	PROJECT ENG.

(VENDOR TITLE BLOCK)**

DRAWING TITLE: AREA ELECTRICAL CABLE ROUTE & SECTION LAYOUT

NO CONSTRUCTION PERMITTED UNLESS DRAWING APPROVED

APPROVED FOR CONSTRUCTION BY: DATE:

SCALE	SIZE	DRAWING NO.	SHEET NO.	REV.	BUDGET REF.	LOCATION	SIZE	CLASS	SERIAL NO.	SHEET	REVISION
1:500	A3	BK-GCS-PEDCO-120-EL-PY-0005	17 OF 23	D02	053-073-9184	F	2	P	709050	17 OF 23	D02

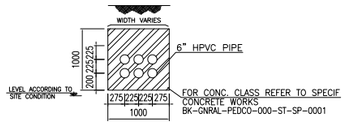

DUCT BANK-08

08

LV CABLE		
Item	Cable Tag	O.D(mm)
1	L-NSWGE-P-2101A	28.2
2	L-NSWGE-P-2101B	28.2

CONTROL CABLE		
Item	Cable Tag	O.D(mm)
1	C-NSWGE-P-2101A-03	29
2	C-NSWGE-P-2101B-03	29

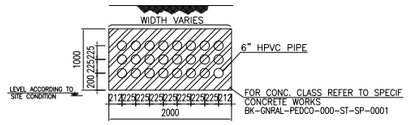

DUCT BANK-09

09

MV CABLE		
Item	Cable Tag	O.D(mm)
1	M-11SWGA-C2101-A	87.7
2	M-11SWGB-C2101-B	87.7
3	M-11SWGC-C2101-C	87.7

LV CABLE		
Item	Cable Tag	O.D(mm)
1	L-11SWGA-SPH-A	21
2	L-MCC2101A-DH	27.2
3	L-MCC2101A-BR	23.5
4	L-MCC2101A-AP	28.2
5	L-MCC2101A-DC	26.7
6	L-MCC2101A-LP	22.6
7	L-MCC2101A-LH	21
8	L-MCC2101A-AX	28.2
9	L-MCC2101A-WP	28.2
10	L-MCC2101A-WH	47.9
11	L-MCC2101A-WC	26.7
12	L-11SWGB-SPH-B	21
13	L-MCC2101B-DH	27.2
14	L-MCC2101B-BR	23.5
15	L-MCC2101B-AP	28.2
16	L-MCC2101B-DC	26.7
17	L-MCC2101B-LP	22.6
18	L-MCC2101B-LH	21
19	L-MCC2101B-AX	28.2
20	L-MCC2101B-WP	28.2
21	L-MCC2101B-WH	47.9
22	L-MCC2101B-WC	26.7
23	L-11SWGC-SPH-C	21
24	L-MCC2101C-DH	27.2
25	L-MCC2101C-BR	23.5
26	L-MCC2101C-AP	28.2
27	L-MCC2101C-DC	26.7
28	L-MCC2101C-LP	22.6
29	L-MCC2101C-LH	21
30	L-MCC2101C-AX	28.2
31	L-MCC2101C-WP	28.2
32	L-MCC2101C-WH	47.9
33	L-MCC2101C-WC	26.7
34	L-NSWGB-PK2207	28.1
35	L-PK2101-P100A	23.5
36	L-PK2101-P100B	23.5
37	L-NSWGA-P-2103A	22.6
38	L-NSWGB-P-2103B	22.6
39	L-NSWGE-CR-01	34.4
40	L-NSWGB-NDP-01	42.2
41	L-NSWGE-EDP-01	34.4
42	L-NSWGB-WS-PR-01	42.2
43	L-NSWGE-EHTC	
44	L-NSWGB-PK2101	53.8

CONTROL CABLE		
Item	Cable Tag	O.D(mm)
1	C-11SWGA-C2101-A	22.6
2	C-11SWGA-RTD2101-A	41
3	C-11SWGA-DF2101-A	41
4	C-MCC2101A-BR02	22.6
5	C-MCC2101A-AP2	22.6
6	C-MCC2101A-DC2	22.6
7	C-MCC2101A-LP2	22.6
8	C-MCC2101A-AX2	22.6
9	C-MCC2101A-WP2	22.6
10	C-MCC2101A-WC2	22.6
11	C-11SWGB-C2101-B	22.6
12	C-11SWGB-RTD2101-B	41
13	C-11SWGB-DF2101-B	41
14	C-MCC2101B-BR2	22.6
15	C-MCC2101B-AP2	22.6
16	C-MCC2101B-DC2	22.6
17	C-MCC2101B-LP2	22.6
18	C-MCC2101B-AX2	22.6
19	C-MCC2101B-WP2	22.6
20	C-MCC2101B-WC2	22.6
21	C-11SWGC-C2101-C	22.6
22	C-11SWGC-RTD2101-C	41
23	C-11SWGC-DF2101-C	41
24	C-MCC2101C-BR2	22.6
25	C-MCC2101C-AP2	22.6
26	C-MCC2101C-DC2	22.6
27	C-MCC2101C-LP2	22.6
28	C-MCC2101C-AX2	22.6
29	C-MCC2101C-WP2	22.6
30	C-MCC2101C-WC2	22.6
31	C-PK2101-P100A3	29
32	C-PK2101-P100B3	29
33	C-NSWGA-P-2103A-03	25.3
34	C-NSWGB-P-2103B-03	25.3
35	C-MCC2101A-EHT	25.3
36	C-MCC2101B-EHT	25.3
37	C-MCC2101C-EHT	25.3

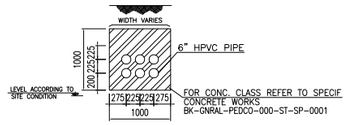

DUCT BANK-10

10

LV CABLE		
Item	Cable Tag	O.D(mm)
1	L-NSWGB-PK2207	28.1

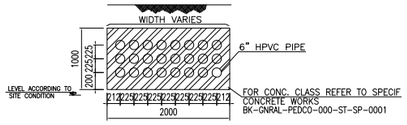

DUCT BANK-11

11

MV CABLE		
Item	Cable Tag	O.D(mm)
1	M-11SWGB-C2101-B	87.7
2	M-11SWGC-C2101-C	87.7

LV CABLE		
Item	Cable Tag	O.D(mm)
1	L-11SWGB-SPH-B	21
2	L-MCC2101B-DH	27.2
3	L-MCC2101B-BR	23.5
4	L-MCC2101B-AP	28.2
5	L-MCC2101B-DC	26.7
6	L-MCC2101B-LP	22.6
7	L-MCC2101B-LH	21
8	L-MCC2101B-AX	28.2
9	L-MCC2101B-WP	28.2
10	L-MCC2101B-WH	47.9
11	L-MCC2101B-WC	26.7
12	L-11SWGC-SPH-C	21
13	L-MCC2101C-DH	27.2
14	L-MCC2101C-BR	23.5
15	L-MCC2101C-AP	28.2
16	L-MCC2101C-DC	26.7
17	L-MCC2101C-LP	22.6
18	L-MCC2101C-LH	21
19	L-MCC2101C-AX	28.2
20	L-MCC2101C-WP	28.2
21	L-MCC2101C-WH	47.9
22	L-MCC2101C-WC	26.7
23	L-PK2101-P100A	23.5
24	L-PK2101-P100B	23.5
25	L-NSWGA-P-2103A	22.6
26	L-NSWGB-P-2103B	22.6
27	L-NSWGB-PK2101	53.8

CONTROL CABLE		
Item	Cable Tag	O.D(mm)
1	C-11SWGB-C2101-B	22.6
2	C-11SWGB-RTD2101-B	41
3	C-11SWGB-DF2101-B	41
4	C-MCC2101B-BR2	22.6
5	C-MCC2101B-AP2	22.6
6	C-MCC2101B-DC2	22.6
7	C-MCC2101B-LP2	22.6
8	C-MCC2101B-AX2	22.6
9	C-MCC2101B-WP2	22.6
10	C-MCC2101B-WC2	22.6
11	C-11SWGC-RTD2101-C	41
12	C-11SWGC-DF2101-C	41
13	C-MCC2101C-BR2	22.6
14	C-MCC2101C-AP2	22.6
15	C-MCC2101C-DC2	22.6
16	C-MCC2101C-LP2	22.6
17	C-MCC2101C-AX2	22.6
18	C-MCC2101C-WP2	22.6
19	C-MCC2101C-WC2	22.6
20	C-PK2101-P100A3	29
21	C-PK2101-P100B3	29
22	C-NSWGA-P-2103A-03	25.3
23	C-NSWGB-P-2103B-03	25.3
24	C-MCC2101B-EHT	25.3
25	C-MCC2101C-EHT	25.3

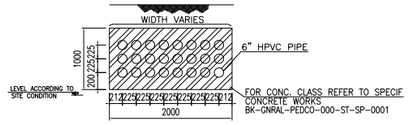

DUCT BANK-12

12

MV CABLE		
Item	Cable Tag	O.D(mm)
1	M-11SWGC-C2101-C	87.7

LV CABLE		
Item	Cable Tag	O.D(mm)
1	L-11SWGC-SPH-C	21
2	L-MCC2101C-DH	27.2
3	L-MCC2101C-BR	23.5
4	L-MCC2101C-AP	28.2
5	L-MCC2101C-DC	26.7
6	L-MCC2101C-LP	22.6
7	L-MCC2101C-LH	21
8	L-MCC2101C-AX	28.2
9	L-MCC2101C-WP	28.2
10	L-MCC2101C-WH	47.9
11	L-MCC2101C-WC	26.7
12	L-PK2101-P100A	23.5
13	L-PK2101-P100B	23.5
14	L-NSWGA-P-2103A	22.6
15	L-NSWGB-P-2103B	22.6

CONTROL CABLE		
Item	Cable Tag	O.D(mm)
1	C-11SWGC-C2101-C	22.6
2	C-11SWGC-RTD2101-C	41
3	C-11SWGC-DF2101-C	41
4	C-MCC2101C-BR2	22.6
5	C-MCC2101C-AP2	22.6
6	C-MCC2101C-DC2	22.6
7	C-MCC2101C-LP2	22.6
8	C-MCC2101C-AX2	22.6
9	C-MCC2101C-WP2	22.6
10	C-MCC2101C-WC2	22.6
11	C-PK2101-P100A3	29
12	C-PK2101-P100B3	29
13	C-NSWGA-P-2103A-03	25.3
14	C-NSWGB-P-2103B-03	25.3
15	C-MCC2101C-EHT	25.3

NOTES

1- UNLESS OTHERWISE SPECIFIED ALL DIMENSIONS ARE IN MILLIMETERS.
2- SINGLE CORE CABLES SHALL BE LAID IN TREFOIL GROUPS WITH CLEAR SPACING BETWEEN THE TREFOILS. TREFOIL FORMATION SHALL BE USED FOR EACH PHASE GROUP OF SINGLE CORE CABLES.
3- ALL BURIED TRENCHES SHALL BE EQUIPPED WITH CABLE MARKER & BACK FILLED WITH FINE SAND.

LEGEND

REFERENCE DRAWING	DRG. No.
UNIT PLOT PLAN DRAWING	BK-GCS-PEDCO-120-PI-PY-0001
CONCRETE CABLE DUCT BANK (ROAD CROSSING)	IPS-D-EL-209
CABLE TRENCH	IPS-D-EL-210
ARCHITECTURAL DRAWING FOR CHEMICAL INJ. PACKAGES/CHEMICAL STORAGE SHELTER	BK-GCS-PEDCO-120-AR-DW-0004
ARCHITECTURAL DRAWING FOR GAS COMPRESSORS SHELTER	BK-GCS-PEDCO-120-AR-DW-0003
ARCHITECTURAL DRAWING FOR UTILITY SHELTER	BK-GCS-PEDCO-120-AR-DW-0005
ARCHITECTURAL DRAWING FOR FIRE WATER PUMPS SHELTER	BK-GCS-PEDCO-120-AR-DW-0006
ELECTRICAL POWER & CONTROL CABLE SCHEDULE	BK-GCS-PEDCO-120-AR-DW-0006
STANDARD DRAWING FOR ELECTRICAL CABLE TRENCH	BK-GNRAL-PEDCO-000-CV-DW-0004
CALCULATION NOTE FOR CABLE SIZING	BK-GCS-PEDCO-120-EL-CN-0003
ELECTRICAL POWER & CONTROL CABLE SCHEDULE	BK-GCS-PEDCO-120-EL-LI-0002
CABLE TRENCH AND DUCT BANK LAYOUT	BK-GCS-PEDCO-120-CV-PY-0002
TYPICAL INSTALLATION DETAILS & NOTES FOR POWER SYSTEM	BK-GNRAL-PEDCO-000-EL-DW-0004

REV.	DATE	P.O.I.S	PREP.	CHK.	APP.	AUT.
D02	FEB.2024	IFA	H.SHAKIBA	M.FAKHARIAN	S.PARAMARZPOUR	**.**
D01	SEP.2023	IFA	H.SHAKIBA	M.FAKHARIAN	M.MEHRSHAD	**.**
D00	JUL.2022	IFC	H.SHAKIBA	M.FAKHARIAN	M.MEHRSHAD	**.**

REV.	DESCRIPTION	CHECKED BY	CHECKED DATE	REV. APPR. BY	REV. APPR. DATE
***	**********	**.**	***.****	**.**	***.****

PROJECT NAME: BINAK OILFIELD DEVELOPMENT/SURFACE FACILITIES GAS COMPRESSOR STATION

PROJECT NO.: 971020

EPC CONTRACTOR: HIRGAN ENERGY – DESIGN & INSPECTION COMPANIES

EPD/EPC CONTRACTOR (GC): PETROIRAN DEVELOPMENT COMPANY (PEDCO)

(VENDOR TITLE BLOCK)**

DRAWING TITLE: AREA ELECTRICAL CABLE ROUTE & SECTION LAYOUT

SCALE	SIZE	DRAWING NO.	SHEET NO.	REV.
1:500	A3	BK-GCS-PEDCO-120-EL-PY-0005	18 OF 23	D02

أصل و کلیه نسخ این نقشه و حق اقتباس متعلق به شرکت ملی مناطق نفت خیز جنوب میباشد.

THE ORIGINAL AND ALL COPIES OF THIS DRAWING TOGETHER WITH THE COPYRIGHT THEREIN ARE THE SOLE PROPERTY OF N.I.S.O.C./ FIELDS

BINAK OILFIELD DEVELOPMENT
SURFACE FACILITIES
GAS COMPRESSOR STATION

DATE	SCALE	DRAWING BY	CHECKED BY	PROJECT ENG.

NO CONSTRUCTION PERMITTED UNLESS DRAWING APPROVED

APPROVED FOR CONSTRUCTION BY: DATE:

BUDGET REF.	LOCATION	SIZE	CLASS	SERIAL NO.	SHEET	REVISION
053-073-9184	F	2	P	709050	18 OF 23	D02

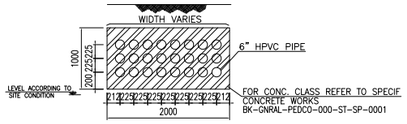

DUCT BANK-13

13

LV CABLE		
Item	Cable Tag	O.D(mm)
1	L-PK2101-P100A	23.5
2	L-PK2101-P100B	23.5
3	L-NSWGA-P-2103A	22.6
4	L-NSWGB-P-2103B	22.6

CONTROL CABLE		
Item	Cable Tag	O.D(mm)
1	C-PK2101-P100A3	29
2	C-PK2101-P100B3	29
3	C-NSWGA-P-2103A-03	25.3
4	C-NSWGB-P-2103B-03	25.3

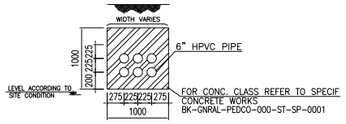

DUCT BANK-14

14

LV CABLE		
Item	Cable Tag	O.D(mm)
1	L-PK2101-P100A	23.5
2	L-PK2101-P100B	23.5

CONTROL CABLE		
Item	Cable Tag	O.D(mm)
1	C-PK2101-P100A3	29
2	C-PK2101-P100B3	29

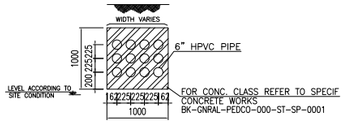

DUCT BANK-15

15

LV CABLE		
Item	Cable Tag	O.D(mm)
1	L-NSWGA-P-2103A	22.6
2	L-NSWGB-P-2103B	22.6

CONTROL CABLE		
Item	Cable Tag	O.D(mm)
1	C-NSWGA-P-2103A-03	25.3
2	C-NSWGB-P-2103B-03	25.3

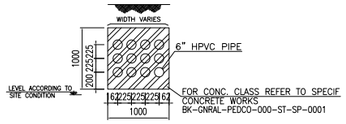

DUCT BANK-16

16

LV CABLE		
Item	Cable Tag	O.D(mm)
1	L-NSWGA-P-2103A	22.6
2	L-NSWGB-P-2103B	22.6

CONTROL CABLE		
Item	Cable Tag	O.D(mm)
1	C-NSWGA-P-2103A-03	25.3
2	C-NSWGB-P-2103B-03	25.3

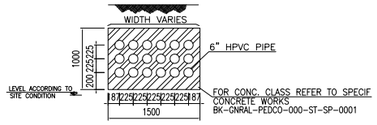

DUCT BANK-17

17

LV CABLE		
Item	Cable Tag	O.D(mm)
1	L-NSWGA-AC2121A	26.7
2	L-NSWGA-AC2122A	26.7
3	L-NSWGB-AC2121B	26.7
4	L-NSWGB-AC2122B	26.7
5	L-NSWGA-AC2121C	26.7
6	L-NSWGA-AC2122C	26.7
7	L-NSWGA-AC2131A	26.7
8	L-NSWGA-AC2132A	26.7
9	L-NSWGB-AC2131B	26.7
10	L-NSWGB-AC2132B	26.7
11	L-NSWGA-AC2131C	26.7
12	L-NSWGA-AC2132C	26.7
13	L-NSWGE-P2203A	26.7
14	L-NSWGE-P2203B	26.7
15	L-NSWGE-P-2202A	32.4
16	L-NSWGE-P-2202B	32.4
17	L-NSWGB-P-2104	22.6
18	L-NSWGA-WS-PR-03	42.2
19	L-NSWGA-CP01	28.1
20	L-NSWGE-P-2201A	28.2
21	L-NSWGE-P-2201B	28.2

CONTROL CABLE		
Item	Cable Tag	O.D(mm)
1	C-NSWGA-AC2121A-03	29
2	C-NSWGA-AC2122A-03	29
3	C-NSWGB-AC2121B-03	29
4	C-NSWGB-AC2122B-03	29
5	C-NSWGA-AC2121C-03	29
6	C-NSWGA-AC2122C-03	29
7	C-NSWGA-AC2131A-03	29
8	C-NSWGA-AC2132A-03	29
9	C-NSWGB-AC2131B-03	29
10	C-NSWGB-AC2132B-03	29
11	C-NSWGA-AC2131C-03	29
12	C-NSWGA-AC2132C-03	29
13	C-NSWGE-P2203A-03	25.3
14	C-NSWGE-P2203B-03	25.3
15	C-NSWGE-P-2202A-03	29
16	C-NSWGE-P-2202B-03	29
17	C-NSWGB-P-2104-03	25.3
18	C-NSWGE-P-2201A-03	29
19	C-NSWGE-P-2201B-03	29

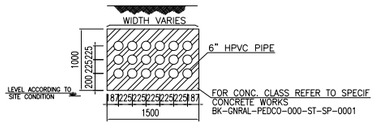

DUCT BANK-18

18

LV CABLE		
Item	Cable Tag	O.D(mm)
1	L-NSWGA-AC2121A	26.7
2	L-NSWGA-AC2122A	26.7
3	L-NSWGB-AC2121B	26.7
4	L-NSWGB-AC2122B	26.7
5	L-NSWGA-AC2121C	26.7
6	L-NSWGA-AC2122C	26.7
7	L-NSWGA-AC2131A	26.7
8	L-NSWGA-AC2132A	26.7
9	L-NSWGB-AC2131B	26.7
10	L-NSWGB-AC2132B	26.7
11	L-NSWGA-AC2131C	26.7
12	L-NSWGA-AC2132C	26.7
13	L-NSWGE-P2203A	26.7
14	L-NSWGE-P2203B	26.7
15	L-NSWGE-P-2202A	32.4
16	L-NSWGE-P-2202B	32.4
17	L-NSWGB-P-2104	22.6
18	L-NSWGA-WS-PR-03	42.2
19	L-NSWGA-CP01	28.1
20	L-NSWGE-P-2201A	28.2
21	L-NSWGE-P-2201B	28.2

CONTROL CABLE		
Item	Cable Tag	O.D(mm)
1	C-NSWGA-AC2121A-03	29
2	C-NSWGA-AC2122A-03	29
3	C-NSWGB-AC2121B-03	29
4	C-NSWGB-AC2122B-03	29
5	C-NSWGA-AC2121C-03	29
6	C-NSWGA-AC2122C-03	29
7	C-NSWGA-AC2131A-03	29
8	C-NSWGA-AC2132A-03	29
9	C-NSWGB-AC2131B-03	29
10	C-NSWGB-AC2132B-03	29
11	C-NSWGA-AC2131C-03	29
12	C-NSWGA-AC2132C-03	29
13	C-NSWGE-P2203A-03	25.3
14	C-NSWGE-P2203B-03	25.3
15	C-NSWGE-P-2202A-03	29
16	C-NSWGE-P-2202B-03	29
17	C-NSWGB-P-2104-03	25.3
18	C-NSWGE-P-2201A-03	29
19	C-NSWGE-P-2201B-03	29

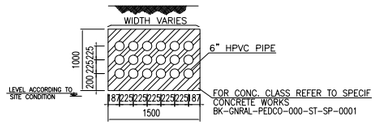

DUCT BANK-19

19

LV CABLE		
Item	Cable Tag	O.D(mm)
1	L-NSWGA-AC2121A	26.7
2	L-NSWGA-AC2122A	26.7
3	L-NSWGB-AC2121B	26.7
4	L-NSWGB-AC2122B	26.7
5	L-NSWGA-AC2121C	26.7
6	L-NSWGA-AC2122C	26.7
7	L-NSWGA-AC2131A	26.7
8	L-NSWGA-AC2132A	26.7
9	L-NSWGB-AC2131B	26.7
10	L-NSWGB-AC2132B	26.7
11	L-NSWGA-AC2131C	26.7
12	L-NSWGA-AC2132C	26.7
13	L-NSWGE-P2203A	26.7
14	L-NSWGE-P2203B	26.7
15	L-NSWGE-P-2202A	32.4
16	L-NSWGE-P-2202B	32.4
17	L-NSWGB-P-2104	22.6
18	L-NSWGA-WS-PR-03	42.2
19	L-NSWGA-CP01	28.1
20	L-NSWGE-P-2201A	28.2
21	L-NSWGE-P-2201B	28.2

CONTROL CABLE		
Item	Cable Tag	O.D(mm)
1	C-NSWGA-AC2121A-03	29
2	C-NSWGA-AC2122A-03	29
3	C-NSWGB-AC2121B-03	29
4	C-NSWGB-AC2122B-03	29
5	C-NSWGA-AC2121C-03	29
6	C-NSWGA-AC2122C-03	29
7	C-NSWGA-AC2131A-03	29
8	C-NSWGA-AC2132A-03	29
9	C-NSWGB-AC2131B-03	29
10	C-NSWGB-AC2132B-03	29
11	C-NSWGA-AC2131C-03	29
12	C-NSWGA-AC2132C-03	29
13	C-NSWGE-P2203A-03	25.3
14	C-NSWGE-P2203B-03	25.3
15	C-NSWGE-P-2202A-03	29
16	C-NSWGE-P-2202B-03	29
17	C-NSWGB-P-2104-03	25.3
18	C-NSWGE-P-2201A-03	29
19	C-NSWGE-P-2201B-03	29

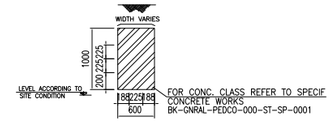

DUCT BANK-20

20

LV CABLE		
Item	Cable Tag	O.D(mm)
1		
2		
3		

NOTES

1- UNLESS OTHERWISE SPECIFIED ALL DIMENSIONS ARE IN MILLIMETERS.
2- SINGLE CORE CABLES SHALL BE LAID IN TREFOIL GROUPS WITH CLEAR SPACING BETWEEN THE TREFOILS. TREFOIL FORMATION SHALL BE USED FOR EACH PHASE GROUP OF SINGLE CORE CABLES.
3- ALL BURIED TRENCHES SHALL BE EQUIPPED WITH CABLE MARKER & BACK FILLED WITH FINE SAND.

LEGEND

REFERENCE DRAWING	DRG. No.
UNIT PLOT PLAN DRAWING	BK-GCS-PEDCO-120-PI-PY-0001
CONCRETE CABLE DUCT BANK (ROAD CROSSING)	IPS-D-EL-209
CABLE TRENCH	IPS-D-EL-210
ARCHITECTURAL DRAWING FOR CHEMICAL INJ. PACKAGES/CHEMICAL STORAGE SHELTER	BK-GCS-PEDCO-120-AR-DW-0004
ARCHITECTURAL DRAWING FOR GAS COMPRESSORS SHELTER	BK-GCS-PEDCO-120-AR-DW-0003
ARCHITECTURAL DRAWING FOR UTILITY SHELTER	BK-GCS-PEDCO-120-AR-DW-0005
ARCHITECTURAL DRAWING FOR FIRE WATER PUMPS SHELTER	BK-GCS-PEDCO-120-AR-DW-0006
ELECTRICAL POWER & CONTROL CABLE SCHEDULE	BK-GCS-PEDCO-120-AR-DW-0006
STANDARD DRAWING FOR ELECTRICAL CABLE TRENCH	BK-GNRAL-PEDCO-000-CV-DW-0004
CALCULATION NOTE FOR CABLE SIZING	BK-GCS-PEDCO-120-EL-CN-0003
ELECTRICAL POWER & CONTROL CABLE SCHEDULE	BK-GCS-PEDCO-120-EL-LI-0002
CABLE TRENCH AND DUCT BANK LAYOUT	BK-GCS-PEDCO-120-CV-PY-0002
TYPICAL INSTALLATION DETAILS & NOTES FOR POWER SYSTEM	BK-GNRAL-PEDCO-000-EL-DW-0004

REV.	DATE	P.O.I.S	PREP.	CHK.	APP.	AUT.
D02	FEB.2024	IFA	H.SHAKIBA	M.FAKHARIAN	S.PARAMARZPOUR	**.**
D01	SEP.2023	IFA	H.SHAKIBA	M.FAKHARIAN	M.MEHRSHAD	**.**
D00	JUL.2022	IFC	H.SHAKIBA	M.FAKHARIAN	M.MEHRSHAD	**.**

REV.	DESCRIPTION	BY	DATE	BY	DATE
***	**********	**.**	***.****	**.**	***.****
		CHECKED		REV. APPR.	

PROJECT NAME: BINAK OILFIELD DEVELOPMENT/SURFACE FACILTIES GAS COMPRESSOR STATION

PROJECT NO.: 971020

EPC CONTRACTOR: HIRGAN ENERGY – DESIGN & INSPECTION COMPANIES

EPD/EPC CONTRACTOR (GC): PETROIRAN DEVELOPMENT COMPANY (PEDCO)

اصل و کلیه نسخ این نقشه و حق اقتباس متعلق به شرکت ملی مناطق نفت خیز جنوب میباشد.

THE ORIGINAL AND ALL COPIES OF THIS DRAWING TOGETHER WITH THE COPYRIGHT THEREIN ARE THE SOLE PROPERTY OF N.I.S.O.C./ FIELDS

BINAK OILFIELD DEVELOPMENT
SURFACE FACILITIES
GAS COMPRESSOR STATION

DATE	SCALE	DRAWING BY	CHECKED BY	PROJECT ENG.

(VENDOR TITLE BLOCK)**

DRAWING TITLE: AREA ELECTRICAL CABLE ROUTE & SECTION LAYOUT

NO CONSTRUCTION PERMITTED UNLESS DRAWING APPROVED

APPROVED FOR CONSTRUCTION BY: DATE:

SCALE	SIZE	DRAWING NO.	SHEET NO.	REV.
1:500	A3	BK-GCS-PEDCO-120-EL-PY-0005	19 OF 23	D02

BUDGET REF.	LOCATION	SIZE	CLASS	SERIAL NO.	SHEET	REVISION
053-073-9184	F	2	P	709050	19 OF 23	D02

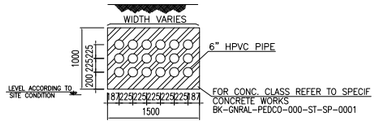

DUCT BANK-21

21

LV CABLE		
Item	Cable Tag	O.D(mm)
1	L-NSWGA-AC2121A	26.7
2	L-NSWGA-AC2122A	26.7
3	L-NSWGB-AC2121B	26.7
4	L-NSWGB-AC2122B	26.7
5	L-NSWGA-AC2121C	26.7
6	L-NSWGA-AC2122C	26.7
7	L-NSWGA-AC2131A	26.7
8	L-NSWGA-AC2132A	26.7
9	L-NSWGB-AC2131B	26.7
10	L-NSWGB-AC2132B	26.7
11	L-NSWGA-AC2131C	26.7
12	L-NSWGA-AC2132C	26.7
13	L-NSWGE-P2203A	26.7
14	L-NSWGE-P2203B	26.7
15	L-NSWGE-P-2202A	32.4
16	L-NSWGE-P-2202B	32.4
17	L-NSWGB-P-2104	22.6
18	L-NSWGA-WS-PR-03	42.2
19	L-NSWGA-CP01	28.1
20	L-NSWGE-P-2201A	28.2
21	L-NSWGE-P-2201B	28.2

CONTROL CABLE		
Item	Cable Tag	O.D(mm)
1	C-NSWGA-AC2121A-03	29
2	C-NSWGA-AC2122A-03	29
3	C-NSWGB-AC2121B-03	29
4	C-NSWGB-AC2122B-03	29
5	C-NSWGA-AC2121C-03	29
6	C-NSWGA-AC2122C-03	29
7	C-NSWGA-AC2131A-03	29
8	C-NSWGA-AC2132A-03	29
9	C-NSWGB-AC2131B-03	29
10	C-NSWGB-AC2132B-03	29
11	C-NSWGA-AC2131C-03	29
12	C-NSWGA-AC2132C-03	29
13	C-NSWGE-P2203A-03	25.3
14	C-NSWGE-P2203B-03	25.3
15	C-NSWGE-P-2202A-03	29
16	C-NSWGE-P-2202B-03	29
17	C-NSWGB-P-2104-03	25.3
18	C-NSWGE-P-2201A-03	29
19	C-NSWGE-P-2201B-03	29

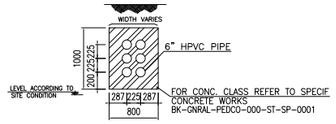

DUCT BANK-22

22

LV CABLE		
Item	Cable Tag	O.D(mm)
1	L-NSWGA-AC2121A	26.7
2	L-NSWGA-AC2122A	26.7
3	L-NSWGA-AC2131A	26.7
4	L-NSWGA-AC2132A	26.7
5	L-NSWGA-WS-PR-03	42.2

CONTROL CABLE		
Item	Cable Tag	O.D(mm)
1	C-NSWGA-AC2121A-03	29
2	C-NSWGA-AC2122A-03	29
3	C-NSWGA-AC2131A-03	29
4	C-NSWGA-AC2132A-03	29

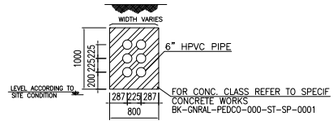

DUCT BANK-23

23

LV CABLE		
Item	Cable Tag	O.D(mm)
1	L-NSWGB-AC2121B	26.7
2	L-NSWGB-AC2122B	26.7
3	L-NSWGB-AC2131B	26.7
4	L-NSWGB-AC2132B	26.7

CONTROL CABLE		
Item	Cable Tag	O.D(mm)
1	C-NSWGB-AC2121B-03	29
2	C-NSWGB-AC2122B-03	29
3	C-NSWGB-AC2131B-03	29
4	C-NSWGB-AC2132B-03	29

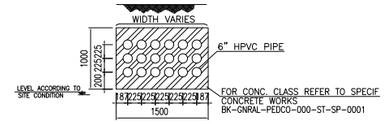

DUCT BANK-24

24

LV CABLE		
Item	Cable Tag	O.D(mm)
1	L-NSWGA-AC2121C	26.7
2	L-NSWGA-AC2122C	26.7
3	L-NSWGA-AC2131C	26.7
4	L-NSWGA-AC2132C	26.7
5	L-NSWGE-P2203A	26.7
6	L-NSWGE-P2203B	26.7
7	L-NSWGE-P-2202A	32.4
8	L-NSWGE-P-2202B	32.4
9	L-NSWGB-P-2104	22.6
10	L-NSWGA-CP01	28.1
11	L-NSWGE-P-2201A	28.2
12	L-NSWGE-P-2201B	28.2

CONTROL CABLE		
Item	Cable Tag	O.D(mm)
1	C-NSWGA-AC2121C-03	29
2	C-NSWGA-AC2122C-03	29
3	C-NSWGA-AC2131C-03	29
4	C-NSWGA-AC2132C-03	29
5	C-NSWGE-P2203A-03	25.3
6	C-NSWGE-P2203B-03	25.3
7	C-NSWGE-P-2202A-03	29
8	C-NSWGE-P-2202B-03	29
9	C-NSWGB-P-2104-03	25.3
10	C-NSWGE-P-2201A-03	29
11	C-NSWGE-P-2201B-03	29

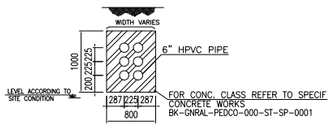

DUCT BANK-25

25

LV CABLE		
Item	Cable Tag	O.D(mm)
1	L-NSWGA-AC2121C	26.7
2	L-NSWGA-AC2122C	26.7
3	L-NSWGA-AC2131C	26.7
4	L-NSWGA-AC2132C	26.7

CONTROL CABLE		
Item	Cable Tag	O.D(mm)
1	C-NSWGA-AC2121C-03	29
2	C-NSWGA-AC2122C-03	29
3	C-NSWGA-AC2131C-03	29
4	C-NSWGA-AC2132C-03	29

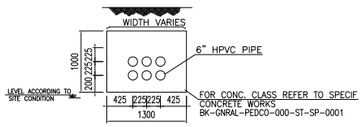

DUCT BANK-26

26

LV CABLE		
Item	Cable Tag	O.D(mm)
1	L-NSWGE-P2203A	26.7
2	L-NSWGE-P2203B	26.7
3	L-NSWGE-P-2202A	32.4
4	L-NSWGE-P-2202B	32.4
5	L-NSWGE-P-2201A	28.2
6	L-NSWGE-P-2201B	28.2
7	L-NSWGB-P-2104	22.6

CONTROL CABLE		
Item	Cable Tag	O.D(mm)
1	C-NSWGE-P2203A-03	25.3
2	C-NSWGE-P2203B-03	25.3
3	C-NSWGE-P-2202A-03	29
4	C-NSWGE-P-2202B-03	29
5	C-NSWGE-P-2201A-03	29
6	C-NSWGE-P-2201B-03	29
7	C-NSWGB-P-2104-03	25.3

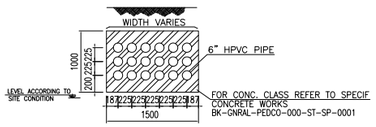

DUCT BANK-27

27

LV CABLE		
Item	Cable Tag	O.D(mm)
1	L-NSWGA-CP01	28.1

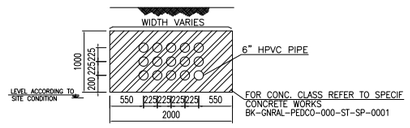

DUCT BANK-28

28

LV CABLE		
Item	Cable Tag	O.D(mm)
1	L-NSWGE-EDP-CRM	28.4
2	L-NSWGB-110-UPS001	32.1
3	L-NSWGA-110-UPS002	32.1
4	L-NSWGE-UPS-Bypass	28.4

NOTES

1- UNLESS OTHERWISE SPECIFIED ALL DIMENSIONS ARE IN MILLIMETERS.
2- SINGLE CORE CABLES SHALL BE LAID IN TREFOIL GROUPS WITH CLEAR SPACING BETWEEN THE TREFOILS. TREFOIL FORMATION SHALL BE USED FOR EACH PHASE GROUP OF SINGLE CORE CABLES.
3- ALL BURIED TRENCHES SHALL BE EQUIPPED WITH CABLE MARKER & BACK FILLED WITH FINE SAND.

LEGEND

REFERENCE DRAWING	DRG. No.
UNIT PLOT PLAN DRAWING	BK-GCS-PEDCO-120-PI-PY-0001
CONCRETE CABLE DUCT BANK (ROAD CROSSING)	IPS-D-EL-209
CABLE TRENCH	IPS-D-EL-210
ARCHITECTURAL DRAWING FOR CHEMICAL INJ. PACKAGES/CHEMICAL STORAGE SHELTER	BK-GCS-PEDCO-120-AR-DW-0004
ARCHITECTURAL DRAWING FOR GAS COMPRESSORS SHELTER	BK-GCS-PEDCO-120-AR-DW-0003
ARCHITECTURAL DRAWING FOR UTILITY SHELTER	BK-GCS-PEDCO-120-AR-DW-0005
ARCHITECTURAL DRAWING FOR FIRE WATER PUMPS SHELTER	BK-GCS-PEDCO-120-AR-DW-0006
ELECTRICAL POWER & CONTROL CABLE SCHEDULE	BK-GCS-PEDCO-120-AR-DW-0006
STANDARD DRAWING FOR ELECTRICAL CABLE TRENCH	BK-GNRAL-PEDCO-000-CV-DW-0004
CALCULATION NOTE FOR CABLE SIZING	BK-GCS-PEDCO-120-EL-CN-0003
ELECTRICAL POWER & CONTROL CABLE SCHEDULE	BK-GCS-PEDCO-120-EL-LI-0002
CABLE TRENCH AND DUCT BANK LAYOUT	BK-GCS-PEDCO-120-CV-PY-0002
TYPICAL INSTALLATION DETAILS & NOTES FOR POWER SYSTEM	BK-GNRAL-PEDCO-000-EL-DW-0004

REV.	DATE	P.O.I.S	PREP.	CHK.	APP.	AUT.
D02	FEB.2024	IFA	H.SHAKIBA	M.FAKHARIAN	S.PARAMAREPOUR	**.**
D01	SEP.2023	IFA	H.SHAKIBA	M.FAKHARIAN	M.MEHRSHAD	**.**
D00	JUL.2022	IFC	H.SHAKIBA	M.FAKHARIAN	M.MEHRSHAD	**.**

REV.	DESCRIPTION	CHECKED BY	CHECKED DATE	REV. APPR. BY	REV. APPR. DATE
***	**********	**.**	****.****	**.**	****.****

PROJECT NAME: BINAK OILFIELD DEVELOPMENT/SURFACE FACILITIES GAS COMPRESSOR STATION

PROJECT NO.: 971020

EPC CONTRACTOR: HIRGAN ENERGY – DESIGN & INSPECTION COMPANIES

EPD/EPC CONTRACTOR (GC): PETROIRAN DEVELOPMENT COMPANY (PEDCO)

اصل و کلیه نسخ این نقشه و حق اقتباس متعلق به شرکت ملی مناطق نفت خیز جنوب میباشد.

THE ORIGINAL AND ALL COPIES OF THIS DRAWING TOGETHER WITH THE COPYRIGHT THEREIN ARE THE SOLE PROPERTY OF N.I.S.O.C./ FIELDS

BINAK OILFIELD DEVELOPMENT
SURFACE FACILITIES
GAS COMPRESSOR STATION

DATE	SCALE	DRAWING BY	CHECKED BY	PROJECT ENG.

NO CONSTRUCTION PERMITTED UNLESS DRAWING APPROVED

APPROVED FOR CONSTRUCTION BY: DATE:

(VENDOR TITLE BLOCK)**

DRAWING TITLE: AREA ELECTRICAL CABLE ROUTE & SECTION LAYOUT

SCALE	SIZE	DRAWING NO.	SHEET NO.	REV.	BUDGET REF.	LOCATION	SIZE	CLASS	SERIAL NO.	SHEET	REVISION
1:500	A3	BK-GCS-PEDCO-120-EL-PY-0005	20 OF 23	D02	053-073-9184	F	2	P	709050	20 OF 23	D02

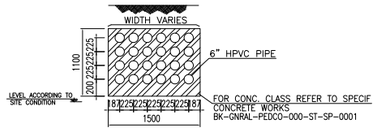

DUCT BANK-29

29

MV CABLE		
Item	Cable Tag	O.D(mm)
1	M-3.3SWG-P2301A	68.8

LV CABLE		
Item	Cable Tag	O.D(mm)
1	L-NSWGE-PKC2203A1	59.3
2	L-NSWGE-PKC2203A2	59.3
3	L-NSWGE-PKC2203B1	59.3
4	L-NSWGE-PKC2203B2	59.3
5	L-NSWGA-PK2204-1	51.9
6	L-NSWGA-PK2204-2	51.9
7	L-NSWGA-PK2201	59.3
8	L-NSWGE-P-2302A	28.6
9	L-NSWGE-P-2302B	28.6
10	L-NSWGB-P-2206	16.6
11	L-NSWGA-CR-02	22.1
12	L-NSWGA-NDP-02	28.4
13	L-NSWGE-EDP-02	22.1
14	L-NSWGB-WS-UT-01	36.3
15	L-NSWGA-WS-UT-02	36.3
16	L-110UPS-F31	33.3
17	L-110UPS-F32	33.3
18	L-110UPS-F33	33.3
19	L-110UPS-F34	33.3
20	L-NSWGE-FDP 01	17.7
21	L-NSWGE-CCTV	32.1

CONTROL CABLE		
Item	Cable Tag	O.D(mm)
1	C-3.3SWG-LCS	22.9
2	C-NSWGE-P-2302A	16.6
3	C-NSWGE-P-2302B	16.6

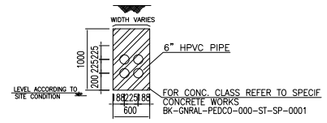

DUCT BANK-30

30

LV CABLE		
Item	Cable Tag	O.D(mm)
1	L-NSWGE-CCTV	32.1

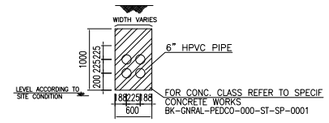

DUCT BANK-31

31

LV CABLE		
Item	Cable Tag	O.D(mm)
1	L-NSWGE-CCTV	32.1

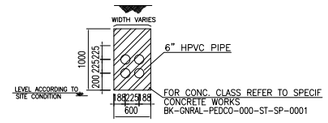

DUCT BANK-32

32

LV CABLE		
Item	Cable Tag	O.D(mm)
1	L-NSWGE-CCTV	32.1

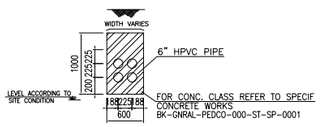

DUCT BANK-33

33

LV CABLE		
Item	Cable Tag	O.D(mm)
1	L-NSWGE-CCTV	32.1

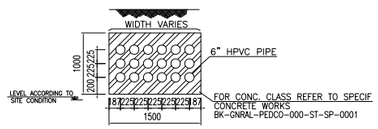

DUCT BANK-34

34

MV CABLE		
Item	Cable Tag	O.D(mm)
1	M-3.3SWG-P2301A	68.8

LV CABLE		
Item	Cable Tag	O.D(mm)
1	L-NSWGE-PKC2203A1	59.3
2	L-NSWGE-PKC2203A2	59.3
3	L-NSWGE-PKC2203B1	59.3
4	L-NSWGE-PKC2203B2	59.3
5	L-NSWGA-PK2204-1	51.9
6	L-NSWGA-PK2204-2	51.9
7	L-NSWGA-PK2201	59.3
8	L-NSWGE-P-2302A	28.6
9	L-NSWGE-P-2302B	28.6
10	L-NSWGB-P-2206	16.6
11	L-NSWGA-CR-02	22.1
12	L-NSWGA-NDP-02	28.4
13	L-NSWGE-EDP-02	22.1
14	L-NSWGB-WS-UT-01	36.3
15	L-NSWGA-WS-UT-02	36.3
16	L-110UPS-F31	33.3
17	L-110UPS-F32	33.3
18	L-110UPS-F33	33.3
19	L-110UPS-F34	33.3
20	L-NSWGE-FDP 01	17.7

CONTROL CABLE		
Item	Cable Tag	O.D(mm)
1	C-3.3SWG-LCS	22.9
2	C-NSWGE-P-2302A	16.6
3	C-NSWGE-P-2302B	16.6

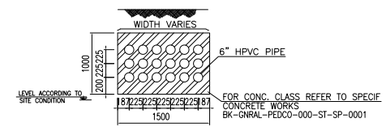

DUCT BANK-35

35

MV CABLE		
Item	Cable Tag	O.D(mm)
1	M-3.3SWG-P2301A	68.8

LV CABLE		
Item	Cable Tag	O.D(mm)
1	L-NSWGE-PKC2203A1	59.3
2	L-NSWGE-PKC2203A2	59.3
3	L-NSWGE-PKC2203B1	59.3
4	L-NSWGE-PKC2203B2	59.3
5	L-NSWGA-PK2204-1	51.9
6	L-NSWGA-PK2204-2	51.9
7	L-NSWGA-PK2201	59.3
8	L-NSWGE-P-2302A	28.6
9	L-NSWGE-P-2302B	28.6
10	L-NSWGB-P-2206	16.6
11	L-NSWGA-CR-02	22.1
12	L-NSWGA-NDP-02	28.4
13	L-NSWGE-EDP-02	22.1
14	L-NSWGB-WS-UT-01	36.3
15	L-NSWGA-WS-UT-02	36.3
16	L-110UPS-F31	33.3
17	L-110UPS-F32	33.3
18	L-110UPS-F33	33.3
19	L-110UPS-F34	33.3
20	L-NSWGE-FDP 01	17.7

CONTROL CABLE		
Item	Cable Tag	O.D(mm)
1	C-3.3SWG-LCS	22.9
2	C-NSWGE-P-2302A	16.6
3	C-NSWGE-P-2302B	16.6

NOTES

1- UNLESS OTHERWISE SPECIFIED ALL DIMENSIONS ARE IN MILLIMETERS.
2- SINGLE CORE CABLES SHALL BE LAID IN TREFOIL GROUPS WITH CLEAR SPACING BETWEEN THE TREFOILS. TREFOIL FORMATION SHALL BE USED FOR EACH PHASE GROUP OF SINGLE CORE CABLES.
3- ALL BURIED TRENCHES SHALL BE EQUIPPED WITH CABLE MARKER & BACK FILLED WITH FINE SAND.

LEGEND

REFERENCE DRAWING	DRG. No.
UNIT PLOT PLAN DRAWING	BK-GCS-PEDCO-120-PI-PY-0001
CONCRETE CABLE DUCT BANK (ROAD CROSSING)	IPS-D-EL-209
CABLE TRENCH	IPS-D-EL-210
ARCHITECTURAL DRAWING FOR CHEMICAL INJ. PACKAGES/CHEMICAL STORAGE SHELTER	BK-GCS-PEDCO-120-AR-DW-0004
ARCHITECTURAL DRAWING FOR GAS COMPRESSORS SHELTER	BK-GCS-PEDCO-120-AR-DW-0003
ARCHITECTURAL DRAWING FOR UTILITY SHELTER	BK-GCS-PEDCO-120-AR-DW-0005
ARCHITECTURAL DRAWING FOR FIRE WATER PUMPS SHELTER	BK-GCS-PEDCO-120-AR-DW-0006
ELECTRICAL POWER & CONTROL CABLE SCHEDULE	BK-GCS-PEDCO-120-AR-DW-0006
STANDARD DRAWING FOR ELECTRICAL CABLE TRENCH	BK-GNRAL-PEDCO-000-CV-DW-0004
CALCULATION NOTE FOR CABLE SIZING	BK-GCS-PEDCO-120-EL-CN-0003
ELECTRICAL POWER & CONTROL CABLE SCHEDULE	BK-GCS-PEDCO-120-EL-LI-0002
CABLE TRENCH AND DUCT BANK LAYOUT	BK-GCS-PEDCO-120-CV-PY-0002
TYPICAL INSTALLATION DETAILS & NOTES FOR POWER SYSTEM	BK-GNRAL-PEDCO-000-EL-DW-0004

REV.	DATE	P.O.I.S	PREP.	CHK.	APP.	AUT.	REV.	DESCRIPTION	BY	DATE	BY	DATE
D02	FEB.2024	IFA	H.SHAKIBA	M.FAKHARIAN	S.PARAMAREPOUR	**.**	***	**********	**.**	***.****	**.**	***.****
D01	SEP.2023	IFA	H.SHAKIBA	M.FAKHARIAN	M.MEHRSHAD	**.**			CHECKED		REV. APPR.	
D00	JUL.2022	IFC	H.SHAKIBA	M.FAKHARIAN	M.MEHRSHAD	**.**						

PROJECT NAME: BINAK OILFIELD DEVELOPMENT/SURFACE FACILITIES GAS COMPRESSOR STATION

PROJECT NO.: 971020

EPC CONTRACTOR: HIRGAN ENERGY – DESIGN & INSPECTION COMPANIES

EPD/EPC CONTRACTOR (GC): PETROIRAN DEVELOPMENT COMPANY — PEDCO

اصل و کلیه نسخ این نقشه و حق اقتباس متعلق به شرکت ملی مناطق نفت خیز جنوب میباشد.

THE ORIGINAL AND ALL COPIES OF THIS DRAWING TOGETHER WITH THE COPYRIGHT THEREIN ARE THE SOLE PROPERTY OF N.I.S.O.C./ FIELDS

BINAK OILFIELD DEVELOPMENT
SURFACE FACILITIES
GAS COMPRESSOR STATION

DATE	SCALE	DRAWING BY	CHECKED BY	PROJECT ENG.

NO CONSTRUCTION PERMITTED UNLESS DRAWING APPROVED

APPROVED FOR CONSTRUCTION BY: DATE:

(VENDOR TITLE BLOCK)**

DRAWING TITLE: AREA ELECTRICAL CABLE ROUTE & SECTION LAYOUT

SCALE	SIZE	DRAWING NO.	SHEET NO.	REV.	BUDGET REF.	LOCATION	SIZE	CLASS	SERIAL NO.	SHEET	REVISION
1:500	A3	BK-GCS-PEDCO-120-EL-PY-0005	21 OF 23	D02	053-073-9184	F	2	P	709050	21 OF 23	D02

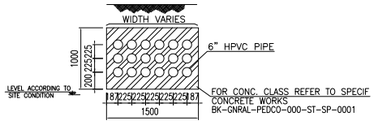

DUCT BANK-36

36

MV CABLE		
Item	Cable Tag	O.D(mm)
1	M-3.3SWG-P2301A	68.8

LV CABLE		
Item	Cable Tag	O.D(mm)
1	L-NSWGE-PKC2203A1	59.3
2	L-NSWGE-PKC2203A2	59.3
3	L-NSWGE-PKC2203B1	59.3
4	L-NSWGE-PKC2203B2	59.3
5	L-NSWGA-PK2204-1	51.9
6	L-NSWGA-PK2204-2	51.9
7	L-NSWGA-PK2201	59.3
8	L-NSWGE-P-2302A	28.6
9	L-NSWGE-P-2302B	28.6
10	L-NSWGB-P-2206	16.6
11	L-NSWGA-CR-02	22.1
12	L-NSWGA-NDP-02	28.4
13	L-NSWGE-EDP-02	22.1
14	L-NSWGB-WS-UT-01	36.3
15	L-NSWGA-WS-UT-02	36.3
16	L-110UPS-F31	33.3
17	L-110UPS-F32	33.3
18	L-110UPS-F33	33.3
19	L-110UPS-F34	33.3
20	L-NSWGE-FDP 01	17.7

CONTROL CABLE		
Item	Cable Tag	O.D(mm)
1	C-3.3SWG-LCS	22.9
2	C-NSWGE-P-2302A	16.6
3	C-NSWGE-P-2302B	16.6

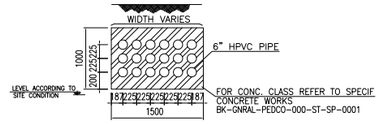

DUCT BANK-37

37

MV CABLE		
Item	Cable Tag	O.D(mm)
1	M-3.3SWG-P2301A	68.8

LV CABLE		
Item	Cable Tag	O.D(mm)
1	L-NSWGE-PKC2203A1	59.3
2	L-NSWGE-PKC2203A2	59.3
3	L-NSWGE-PKC2203B1	59.3
4	L-NSWGE-PKC2203B2	59.3
5	L-NSWGA-PK2204-1	51.9
6	L-NSWGA-PK2204-2	51.9
7	L-NSWGA-PK2201	59.3
8	L-NSWGE-P-2302A	28.6
9	L-NSWGE-P-2302B	28.6
10	L-NSWGB-P-2206	16.6
11	L-NSWGA-CR-02	22.1
12	L-NSWGA-NDP-02	28.4
13	L-NSWGE-EDP-02	22.1
14	L-NSWGB-WS-UT-01	36.3
15	L-NSWGA-WS-UT-02	36.3
16	L-110UPS-F31	33.3
17	L-110UPS-F32	33.3
18	L-110UPS-F33	33.3
19	L-110UPS-F34	33.3
20	L-NSWGE-FDP 01	17.7

CONTROL CABLE		
Item	Cable Tag	O.D(mm)
1	C-3.3SWG-LCS	22.9
2	C-NSWGE-P-2302A	16.6
3	C-NSWGE-P-2302B	16.6

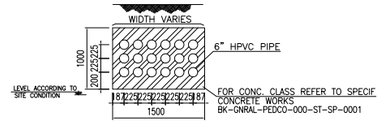

DUCT BANK-38

38

MV CABLE		
Item	Cable Tag	O.D(mm)
1	M-3.3SWG-P2301A	68.8

LV CABLE		
Item	Cable Tag	O.D(mm)
1	L-NSWGE-PKC2203A1	59.3
2	L-NSWGE-PKC2203A2	59.3
3	L-NSWGE-PKC2203B1	59.3
4	L-NSWGE-PKC2203B2	59.3
5	L-NSWGA-PK2204-1	51.9
6	L-NSWGA-PK2204-2	51.9
7	L-NSWGA-PK2201	59.3
8	L-NSWGE-P-2302A	28.6
9	L-NSWGE-P-2302B	28.6
10	L-NSWGB-P-2206	16.6
11	L-NSWGA-CR-02	22.1
12	L-NSWGA-NDP-02	28.4
13	L-NSWGE-EDP-02	22.1
14	L-NSWGB-WS-UT-01	36.3
15	L-NSWGA-WS-UT-02	36.3
16	L-110UPS-F31	33.3
17	L-110UPS-F32	33.3
18	L-110UPS-F33	33.3
19	L-110UPS-F34	33.3
20	L-NSWGE-FDP 01	17.7

CONTROL CABLE		
Item	Cable Tag	O.D(mm)
1	C-3.3SWG-LCS	22.9
2	C-NSWGE-P-2302A	16.6
3	C-NSWGE-P-2302B	16.6

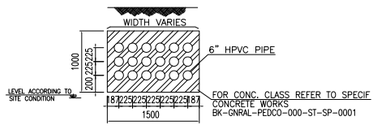

DUCT BANK-39

39

MV CABLE		
Item	Cable Tag	O.D(mm)
1	M-3.3SWG-P2301A	68.8

LV CABLE		
Item	Cable Tag	O.D(mm)
1	L-NSWGE-PKC2203A1	59.3
2	L-NSWGE-PKC2203A2	59.3
3	L-NSWGE-PKC2203B1	59.3
4	L-NSWGE-PKC2203B2	59.3
5	L-NSWGA-PK2204-1	51.9
6	L-NSWGA-PK2204-2	51.9
7	L-NSWGA-PK2201	59.3
8	L-NSWGE-P-2302A	28.6
9	L-NSWGE-P-2302B	28.6
10	L-NSWGB-P-2206	16.6
11	L-NSWGA-CR-02	22.1
12	L-NSWGA-NDP-02	28.4
13	L-NSWGE-EDP-02	22.1
14	L-NSWGB-WS-UT-01	36.3
15	L-NSWGA-WS-UT-02	36.3
16	L-110UPS-F31	33.3
17	L-110UPS-F32	33.3
18	L-110UPS-F33	33.3
19	L-110UPS-F34	33.3
20	L-NSWGE-FDP 01	17.7

CONTROL CABLE		
Item	Cable Tag	O.D(mm)
1	C-3.3SWG-LCS	22.9
2	C-NSWGE-P-2302A	16.6
3	C-NSWGE-P-2302B	16.6

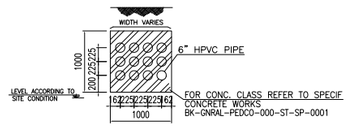

DUCT BANK-40

40

MV CABLE		
Item	Cable Tag	O.D(mm)
1	M-3.3SWG-P2301A	68.8

LV CABLE		
Item	Cable Tag	O.D(mm)
1	L-NSWGE-P-2302A	28.6
2	L-NSWGE-P-2302B	28.6
3	L-NSWGA-CR-02	22.1
4	L-NSWGA-NDP-02	28.4
5	L-NSWGE-EDP-02	22.1
6	L-NSWGB-WS-UT-01	36.3
7	L-NSWGE-FDP 01	17.7

CONTROL CABLE		
Item	Cable Tag	O.D(mm)
1	C-3.3SWG-LCS	22.9
2	C-NSWGE-P-2302A	16.6
3	C-NSWGE-P-2302B	16.6

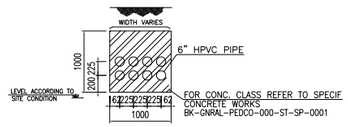

DUCT BANK-41

41

LV CABLE		
Item	Cable Tag	O.D(mm)
1	L-NSWGE-PKC2203A1	59.3
2	L-NSWGE-PKC2203A2	59.3
3	L-NSWGE-PKC2203B1	59.3
4	L-NSWGE-PKC2203B2	59.3
5	L-NSWGA-PK2204-1	51.9
6	L-NSWGA-PK2204-2	51.9
7	L-NSWGA-PK2201	59.3
8	L-NSWGA-WS-UT-02	36.3
9	L-110UPS-F31	33.3
10	L-110UPS-F32	33.3
11	L-110UPS-F33	33.3
12	L-110UPS-F34	33.3

NOTES

1- UNLESS OTHERWISE SPECIFIED ALL DIMENSIONS ARE IN MILLIMETERS.
2- SINGLE CORE CABLES SHALL BE LAID IN TREFOIL GROUPS WITH CLEAR SPACING BETWEEN THE TREFOILS. TREFOIL FORMATION SHALL BE USED FOR EACH PHASE GROUP OF SINGLE CORE CABLES.
3- ALL BURIED TRENCHES SHALL BE EQUIPPED WITH CABLE MARKER & BACK FILLED WITH FINE SAND.

LEGEND

REFERENCE DRAWING	DRG. No.
UNIT PLOT PLAN DRAWING	BK-GCS-PEDCO-120-PI-PY-0001
CONCRETE CABLE DUCT BANK (ROAD CROSSING)	IPS-D-EL-209
CABLE TRENCH	IPS-D-EL-210
ARCHITECTURAL DRAWING FOR CHEMICAL INJ. PACKAGES/CHEMICAL STORAGE SHELTER	BK-GCS-PEDCO-120-AR-DW-0004
ARCHITECTURAL DRAWING FOR GAS COMPRESSORS SHELTER	BK-GCS-PEDCO-120-AR-DW-0003
ARCHITECTURAL DRAWING FOR UTILITY SHELTER	BK-GCS-PEDCO-120-AR-DW-0005
ARCHITECTURAL DRAWING FOR FIRE WATER PUMPS SHELTER	BK-GCS-PEDCO-120-AR-DW-0006
ELECTRICAL POWER & CONTROL CABLE SCHEDULE	BK-GCS-PEDCO-120-AR-DW-0006
STANDARD DRAWING FOR ELECTRICAL CABLE TRENCH	BK-GNRAL-PEDCO-000-CV-DW-0004
CALCULATION NOTE FOR CABLE SIZING	BK-GCS-PEDCO-120-EL-CN-0003
ELECTRICAL POWER & CONTROL CABLE SCHEDULE	BK-GCS-PEDCO-120-EL-LI-0002
CABLE TRENCH AND DUCT BANK LAYOUT	BK-GCS-PEDCO-120-CV-PY-0002
TYPICAL INSTALLATION DETAILS & NOTES FOR POWER SYSTEM	BK-GNRAL-PEDCO-000-EL-DW-0004

REV.	DATE	P.O.I.S	PREP.	CHK.	APP.	AUT.	REV.	DESCRIPTION	BY	DATE	BY	DATE
D02	FEB.2024	IFA	H.SHAKIBA	M.FAKHARIAN	S.PARAMARZEPOUR	**.**	***	**********	**.**	***.****	**.**	***.****
D01	SEP.2023	IFA	H.SHAKIBA	M.FAKHARIAN	M.MEHRSHAD	**.**			CHECKED		REV. APPR.	
D00	JUL.2022	IFC	H.SHAKIBA	M.FAKHARIAN	M.MEHRSHAD	**.**						

PROJECT NAME: BINAK OILFIELD DEVELOPMENT/SURFACE FACILITIES GAS COMPRESSOR STATION

PROJECT NO.: 971020

EPC CONTRACTOR:
HIRGAN ENERGY – DESIGN & INSPECTION COMPANIES

EPD/EPC CONTRACTOR (GC):
PETROIRAN DEVELOPMENT COMPANY
PEDCO

اصل و کلیه نسخ این نقشه و حق اقتباس متعلق به شرکت ملی مناطق نفت خیز جنوب میباشد.

THE ORIGINAL AND ALL COPIES OF THIS DRAWING TOGETHER WITH THE COPYRIGHT THEREIN ARE THE SOLE PROPERTY OF N.I.S.O.C./ FIELDS

BINAK OILFIELD DEVELOPMENT
SURFACE FACILITIES
GAS COMPRESSOR STATION

DATE	SCALE	DRAWING BY	CHECKED BY	PROJECT ENG.

NO CONSTRUCTION PERMITTED UNLESS DRAWING APPROVED

APPROVED FOR CONSTRUCTION BY: DATE:

(VENDOR TITLE BLOCK)**

DRAWING TITLE: AREA ELECTRICAL CABLE ROUTE & SECTION LAYOUT

SCALE	SIZE	DRAWING NO.	SHEET NO.	REV.	BUDGET REF.	LOCATION	SIZE	CLASS	SERIAL NO.	SHEET	REVISION
1:500	A3	BK-GCS-PEDCO-120-EL-PY-0005	22 OF 23	D02	053-073-9184	F	2	P	709050	22 OF 23	D02

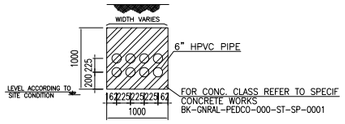

DUCT BANK-42

42

LV CABLE		
Item	Cable Tag	O.D(mm)
1	L-NSWGE-PKC2203A1	59.3
2	L-NSWGE-PKC2203A2	59.3
3	L-NSWGE-PKC2203B1	59.3
4	L-NSWGE-PKC2203B2	59.3
5	L-NSWGA-PK2204-1	51.9
6	L-NSWGA-PK2204-2	51.9
7	L-NSWGA-PK2201	59.3
8	L-NSWGA-WS-UT-02	36.3
9	L-110UPS-F31	33.3
10	L-110UPS-F32	33.3
11	L-110UPS-F33	33.3
12	L-110UPS-F34	33.3

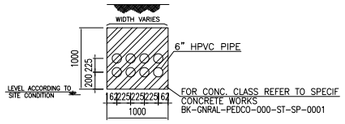

DUCT BANK-43

43

LV CABLE		
Item	Cable Tag	O.D(mm)
1	L-NSWGE-PKC2203A1	59.3
2	L-NSWGE-PKC2203A2	59.3
3	L-NSWGE-PKC2203B1	59.3
4	L-NSWGE-PKC2203B2	59.3
5	L-NSWGA-PK2204-1	51.9
6	L-NSWGA-PK2204-2	51.9
7	L-NSWGA-PK2201	59.3
8	L-NSWGA-WS-UT-02	36.3
9	L-110UPS-F31	33.3
10	L-110UPS-F32	33.3
11	L-110UPS-F33	33.3
12	L-110UPS-F34	33.3

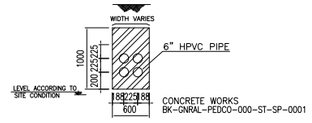

DUCT BANK-44

44

LV CABLE		
Item	Cable Tag	O.D(mm)
1	L-NSWGE-PKC2203A1	59.3
2	L-NSWGE-PKC2203A2	59.3
3	L-NSWGE-PKC2203B1	59.3
4	L-NSWGE-PKC2203B2	59.3
5	L-NSWGA-WS-UT-02	36.3
6	L-110UPS-F31	33.3
7	L-110UPS-F32	33.3
8	L-110UPS-F33	33.3
9	L-110UPS-F34	33.3

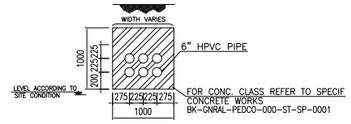

DUCT BANK-45

45

LV CABLE		
Item	Cable Tag	O.D(mm)
1	L-NSWGA-PK2204-1	51.9
2	L-NSWGA-PK2204-2	51.9
3	L-NSWGA-PK2201	59.3

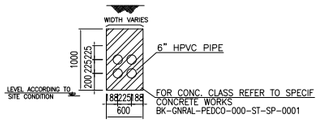

DUCT BANK-46

46

LV CABLE		
Item	Cable Tag	O.D(mm)
1	L-NSWGA-PK2204-1	51.9
2	L-NSWGA-PK2204-2	51.9

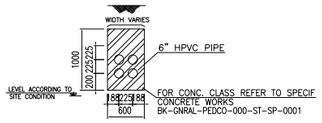

DUCT BANK-47

47

LV CABLE		
Item	Cable Tag	O.D(mm)
1	L-NSWGA-PK2201	59.3

NOTES

1- UNLESS OTHERWISE SPECIFIED ALL DIMENSIONS ARE IN MILLIMETERS.
2- SINGLE CORE CABLES SHALL BE LAID IN TREFOIL GROUPS WITH CLEAR SPACING BETWEEN THE TREFOILS. TREFOIL FORMATION SHALL BE USED FOR EACH PHASE GROUP OF SINGLE CORE CABLES.
3- ALL BURIED TRENCHES SHALL BE EQUIPPED WITH CABLE MARKER & BACK FILLED WITH FINE SAND.

LEGEND

REFERENCE DRAWING	DRG. No.
UNIT PLOT PLAN DRAWING	BK-GCS-PEDCO-120-PI-PY-0001
CONCRETE CABLE DUCT BANK (ROAD CROSSING)	IPS-D-EL-209
CABLE TRENCH	IPS-D-EL-210
ARCHITECTURAL DRAWING FOR CHEMICAL INJ. PACKAGES/CHEMICAL STORAGE SHELTER	BK-GCS-PEDCO-120-AR-DW-0004
ARCHITECTURAL DRAWING FOR GAS COMPRESSORS SHELTER	BK-GCS-PEDCO-120-AR-DW-0003
ARCHITECTURAL DRAWING FOR UTILITY SHELTER	BK-GCS-PEDCO-120-AR-DW-0005
ARCHITECTURAL DRAWING FOR FIRE WATER PUMPS SHELTER	BK-GCS-PEDCO-120-AR-DW-0006
ELECTRICAL POWER & CONTROL CABLE SCHEDULE	BK-GCS-PEDCO-120-AR-DW-0006
STANDARD DRAWING FOR ELECTRICAL CABLE TRENCH	BK-GNRAL-PEDCO-000-CV-DW-0004
CALCULATION NOTE FOR CABLE SIZING	BK-GCS-PEDCO-120-EL-CN-0003
ELECTRICAL POWER & CONTROL CABLE SCHEDULE	BK-GCS-PEDCO-120-EL-LI-0002
CABLE TRENCH AND DUCT BANK LAYOUT	BK-GCS-PEDCO-120-CV-PY-0002
TYPICAL INSTALLATION DETAILS & NOTES FOR POWER SYSTEM	BK-GNRAL-PEDCO-000-EL-DW-0004

REV.	DATE	P.O.I.S	PREP.	CHK.	APP.	AUT.
D02	FEB.2024	IFA	H.SHAKIBA	M.FAKHARIAN	S.PARAMAREPOUR	**.**
D01	SEP.2023	IFA	H.SHAKIBA	M.FAKHARIAN	M.MEHRSHAD	**.**
D00	JUL.2022	IFC	H.SHAKIBA	M.FAKHARIAN	M.MEHRSHAD	**.**

REV.	DESCRIPTION	BY	DATE	BY	DATE
***	**********	**.**	***.****	**.**	***.****
		CHECKED		REV. APPR.	

PROJECT NAME: BINAK OILFIELD DEVELOPMENT/SURFACE FACILTIES GAS COMPRESSOR STATION

PROJECT NO.: 971020

اصل و کلیه نسخ این نقشه و حق اقتباس متعلق به شرکت ملی مناطق نفت خیز جنوب میباشد.

THE ORIGINAL AND ALL COPIES OF THIS DRAWING TOGETHER WITH THE COPYRIGHT THEREIN ARE THE SOLE PROPERTY OF N.I.S.O.C./ FIELDS

EPC CONTRACTOR:

HIRGAN ENERGY – DESIGN & INSPECTION COMPANIES

EPD/EPC CONTRACTOR (GC):

PETROIRAN DEVELOPMENT COMPANY

PEDCO

BINAK OILFIELD DEVELOPMENT
SURFACE FACILITIES
GAS COMPRESSOR STATION

DATE	SCALE	DRAWING BY	CHECKED BY	PROJECT ENG.

(VENDOR TITLE BLOCK)**

DRAWING TITLE: AREA ELECTRICAL CABLE ROUTE & SECTION LAYOUT

NO CONSTRUCTION PERMITTED UNLESS DRAWING APPROVED

APPROVED FOR CONSTRUCTION BY: DATE:

SCALE	SIZE	DRAWING NO.	SHEET NO.	REV.	BUDGET REF.	LOCATION	SIZE	CLASS	SERIAL NO.	SHEET	REVISION
1:500	A3	BK-GCS-PEDCO-120-EL-PY-0005	23 OF 23	D02	053-073-9184	F	2	P	709050	23 OF 23	D02