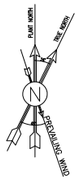

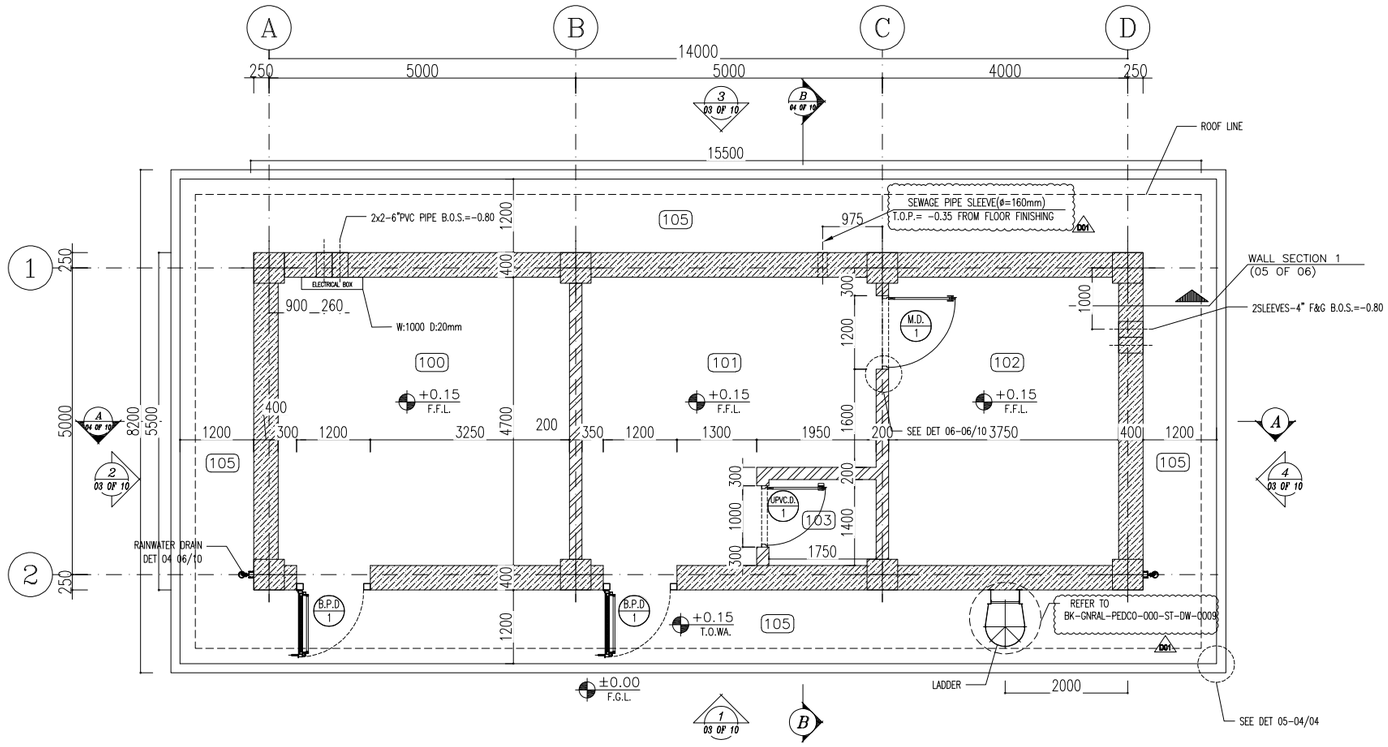

1 DIMENSION PLAN

SC.1:50

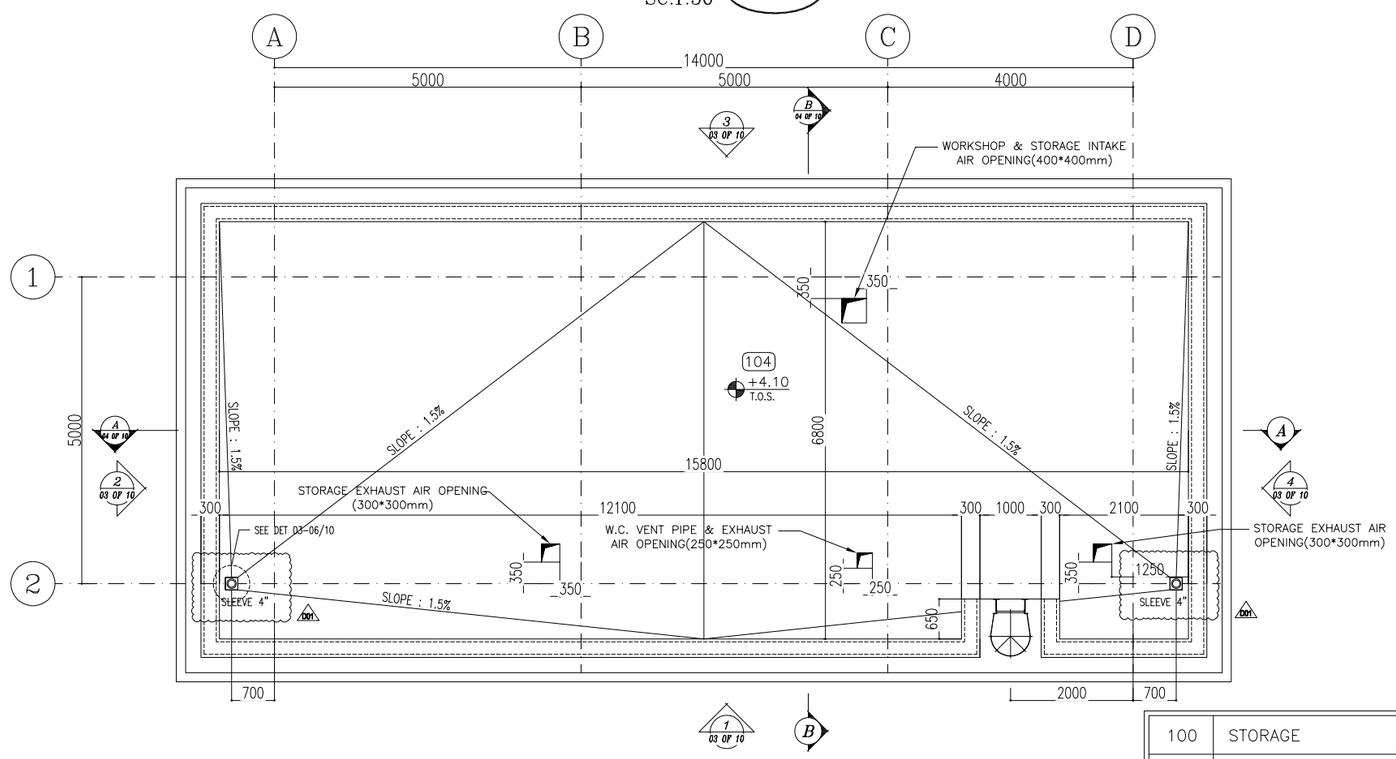

3 ROOF PLAN

SC.1:50

100	STORAGE
101	INSTRUMENT WORKSHOP
102	INSTRUMENT STORAGE
103	TOILET
104	ROOF
105	WALKWAY

NOTES

1. ALL DIMENSIONS ARE IN MILLIMETER & ALL ELEVATIONS ARE IN METER.
2. ALL DIMENSIONS AND ELEVATIONS SHALL BE CHECKED BY THE CONTRACTOR PRIOR TO CONSTRUCTION.
3. CONTRACTOR SHALL COMPARE ALL ARCHITECTURAL, MECHANICAL, ELECTRICAL, PIPING AND STRUCTURAL DRAWINGS AND IN CASE OF ANY CONFLICTS OR DISCREPANCY, INFORM THE ENGINEER.
4. ALL MATERIALS ARE SELECTED FROM THE HIGHEST QUALITY AND MUST BE APPROVED BY THE CLIENT.
5. ALL OPENINGS FOR PIPING/CABLING AND HVAC OPENINGS SHALL BE CONSIDERED AS PER RELATED DRAWINGS BEFORE CONSTRUCTION.
6. ARCHITECTURAL DETAIL DESIGN WILL BE REVISED BASED ON APPROVED STRUCTURAL DRAWINGS.
7. FINISH GRADING LEVEL (F.G.L.) : +11.00 (M.S.L.) = ±0.00 (LOCAL)

LEGEND

REINFORCED CONCRETE

BRICK WORK

CERAMIC TILE

TERRAZZO TILES – 30x30cm

GYPSUM BOARD 60x60 REMOVABLE SUSPENDED CEILING

PVC SUSPENDED CEILING

BRICK FACED

F.FL.	FINISHED FLOOR
T.O.WA	TOP OF WAIKWAY
T.O.P.	TOP OF PARAPET
T.O.FOU.	TOP OF FOUNDATION
M.D	METAL DOOR
T.O.R.	TOP OF ROOF
T.O.D.	TOP OF DOOR
B.O.Ca.	BOTTOM OF CAGE
T.O.Ca.	TOP OF CAGE
M.D.	METAL DOOR
F.G.L.	FINISH GRADING LEVEL
B.O.S.	BOTTOM OF SLEEVE
B.O.O.	BOTTOM OF OPENING
B.O.T.	BOTTOM OF TRENCH
T.O.S.	TOP OF SLAB
B.P.D.	BLAST PROOF DOOR

REFERENCE DRAWING	DRG. No.
STANDARD DRAWING FOR ARCHITECTURAL DETAILS	BK-GNRAL-PEDCO-000-AR-DW-0001
SITE SEWARAGE SYSTEM LAYOUT & DETAILS	BK-GCS-PEDCO-120-CV-PY-0001
AREA ELECTRICAL CABLE ROUTE & SECTION LAYOUT	BK-GCS-PEDCO-120-EL-PY-0005
ROAD, PAVING AND PLANT FINISH GRADING LAYOUT & SECTIONS	BK-GCS-PEDCO-120-CV-PY-0005
STANDARD DETAILS FOR LADDER & SAFETY CAGE	BK-GNRAL-PEDCO-000-ST-DW-0009
ELECTRICAL EQUIPMENT ARRANGEMENT LAYOUT FOR BUILDING	BK-GCS-PEDCO-120-ST-EL-PY-0008
UNIT PLOT PLAN DRAWING	BK-GCS-PEDCO-120-PI-PY-0001
FOUNDATION DRAWING FOR GCS WAREHOUSE	BK-GCS-PEDCO-120-ST-DW-0083
STRUCTURAL DRAWING FOR GCS WAREHOUSE	BK-GCS-PEDCO-120-ST-DW-0084
CABLE TRENCH AND DUCT BANK LAYOUT	BK-GCS-PEDCO-120-CV-PY-0002

KEY PLAN

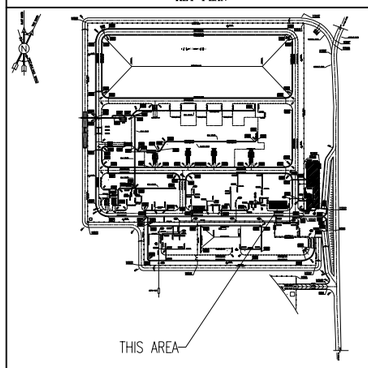

REV.	DATE	P.O.I.S	PREP.	CHK.	APP.	AUT.
D01	MAR.2024	IFA	R.BERLOUIE	M.FAKHARIAN	S.FARAMARZIPOUR	**.**
D00	NOV.2023	IFC	R.BERLOUIE	M.FAKHARIAN	S.FARAMARZIPOUR	**.**

REV.	DESCRIPTION	CHECKED BY	CHECKED DATE	REV. APPR. BY	REV. APPR. DATE
***	**********	**.**	***.****	**.**	***.****

PROJECT NAME: BINAK OILFIELD DEVELOPMENT/SURFACE FACILITIES GAS COMPRESSOR STATION

PROJECT NO.: 971020

EPC CONTRACTOR: HIRGAN ENERGY – DESIGN & INSPECTION COMPANIES

EPD/EPC CONTRACTOR (GC): PEDCO — PETROIRAN DEVELOPMENT COMPANY

DRAWING TITLE: ARCHITECTURAL DETAIL DRAWING FOR GCS WAREHOUSE

PLANS

SCALE	SIZE	DRAWING NO.	SHEET NO.	REV.
AS SHOWN	A1	BK-GCS-PEDCO-120-AR-DW-0012	01 OF 10	D01

اصل و کلیه نسخ این نقشه و حق اقتباس متعلق به شرکت ملی مناطق نفت خیز جنوب میباشد.

THE ORIGINAL AND ALL COPIES OF THIS DRAWING TOGETHER WITH THE COPYRIGHT THEREIN ARE THE SOLE PROPERTY OF N.I.S.O.C./ FIELDS

BINAK OILFIELD DEVELOPMENT
SURFACE FACILITIES
GAS COMPRESSOR STATION

DATE	SCALE	DRAWING BY	CHECKED BY	PROJECT ENG.

NO CONSTRUCTION PERMITTED UNLESS DRAWING APPROVED

APPROVED FOR CONSTRUCTION BY: DATE:

BUDGET REF.	LOCATION	SIZE	CLASS	SERIAL NO.	SHEET	REVISION
053-073-9184	F	4	B	709522	01 OF 10	D01

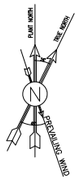

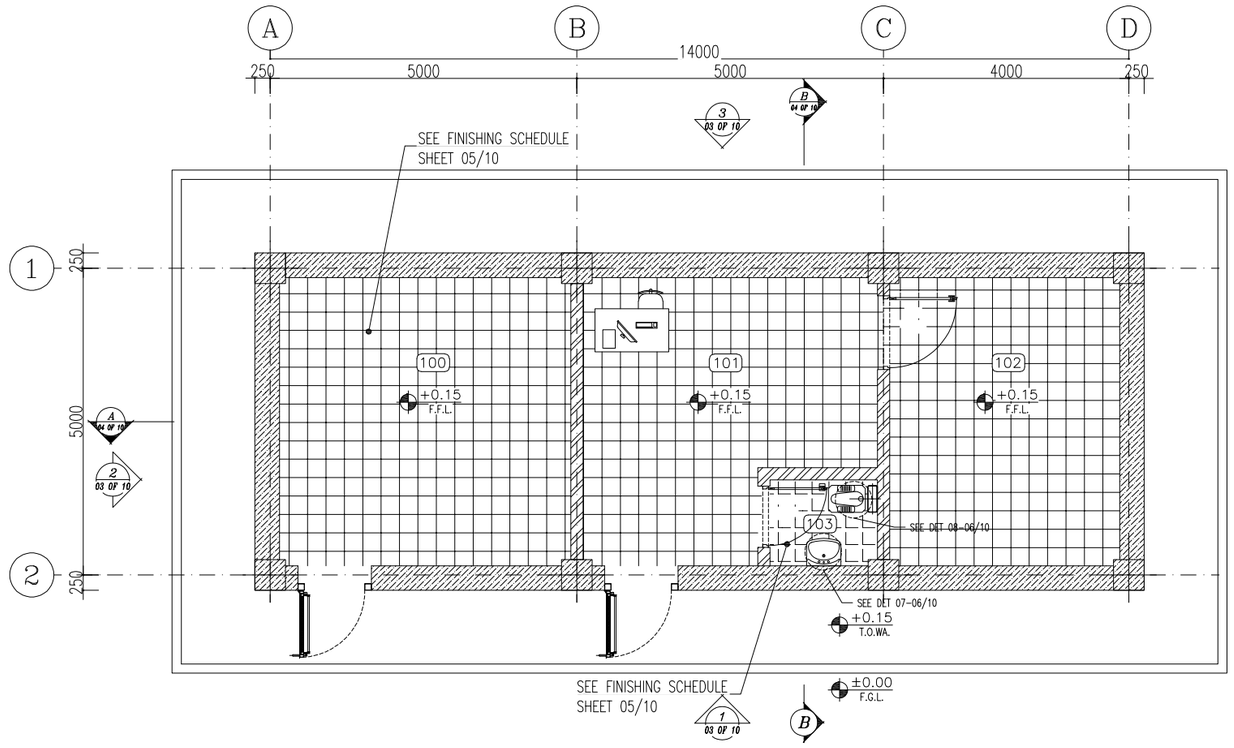

2 FLOORING PLAN

SC.1:50

100	STORAGE
101	INSTRUMENT WORKSHOP
102	INSTRUMENT STORAGE
103	TOILET
104	ROOF
105	WALKWAY

NOTES

1. ALL DIMENSIONS ARE IN MILLIMETER & ALL ELEVATIONS ARE IN METER.
2. ALL DIMENSIONS AND ELEVATIONS SHALL BE CHECKED BY THE CONTRACTOR PRIOR TO CONSTRUCTION.
3. CONTRACTOR SHALL COMPARE ALL ARCHITECTURAL, MECHANICAL, ELECTRICAL, PIPING AND STRUCTURAL DRAWINGS AND IN CASE OF ANY CONFLICTS OR DISCREPANCY, INFORM THE ENGINEER.
4. ALL MATERIALS ARE SELECTED FROM THE HIGHEST QUALITY AND MUST BE APPROVED BY THE CLIENT.
5. ALL OPENINGS FOR PIPING/CABLING AND HVAC OPENINGS SHALL BE CONSIDERED AS PER RELATED DRAWINGS BEFORE CONSTRUCTION.
6. ARCHITECTURAL DETAIL DESIGN WILL BE REVISED BASED ON APPROVED STRUCTURAL DRAWINGS.
7. FINISH GRADING LEVEL (F.G.L) : +11.00 (M.S.L) = ±0.00 (LOCAL)

LEGEND

REINFORCED CONCRETE

BRICK WORK

CERAMIC TILE

TERRAZZO TILES – 30x30cm

GYPSUM BOARD 60x60 REMOVABLE SUSPENDED CEILING

PVC SUSPENDED CEILING

BRICK FACED

F.FL.	FINISHED FLOOR
T.O.WA	TOP OF WAIKWAY
T.O.P.	TOP OF PARAPET
T.O.FOU.	TOP OF FOUNDATION
M.D	METAL DOOR
T.O.R.	TOP OF ROOF
T.O.D.	TOP OF DOOR
B.O.Ca.	BOTTOM OF CAGE
T.O.Ca.	TOP OF CAGE
M.D.	METAL DOOR
F.G.L.	FINISH GRADING LEVEL
B.O.S.	BOTTOM OF SLEEVE
B.O.O.	BOTTOM OF OPENING
B.O.T.	BOTTOM OF TRENCH
T.O.S.	TOP OF SLAB
B.P.D.	BLAST PROOF DOOR

REFERENCE DRAWING	DRG. No.
STANDARD DRAWING FOR ARCHITECTURAL DETAILS	BK-GNRAL-PEDCO-000-AR-DW-0001
SITE SEWARAGE SYSTEM LAYOUT & DETAILS	BK-GCS-PEDCO-120-CV-PY-0001
AREA ELECTRICAL CABLE ROUTE & SECTION LAYOUT	BK-GCS-PEDCO-120-EL-PY-0005
ROAD, PAVING AND PLANT FINISH GRADING LAYOUT & SECTIONS	BK-GCS-PEDCO-120-CV-PY-0005
STANDARD DETAILS FOR LADDER & SAFETY CAGE	BK-GNRAL-PEDCO-000-ST-DW-0009
ELECTRICAL EQUIPMENT ARRANGEMENT LAYOUT FOR BUILDING	BK-GCS-PEDCO-120-ST-EL-PY-0008
UNIT PLOT PLAN DRAWING	BK-GCS-PEDCO-120-PI-PY-0001
FOUNDATION DRAWING FOR GCS WAREHOUSE	BK-GCS-PEDCO-120-ST-DW-0083
STRUCTURAL DRAWING FOR GCS WAREHOUSE	BK-GCS-PEDCO-120-ST-DW-0084
CABLE TRENCH AND DUCT BANK LAYOUT	BK-GCS-PEDCO-120-CV-PY-0002

KEY PLAN

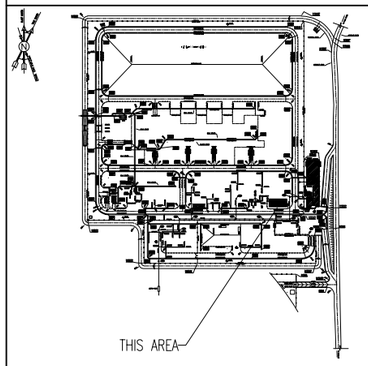

REV.	DATE	P.O.I.S	PREP.	CHK.	APP.	AUT.
D01	MAR.2024	IFA	R.BERLOUIE	M.FAKHARIAN	S.FARAMAREZPOUR	**.**
D00	NOV.2023	IFC	R.BERLOUIE	M.FAKHARIAN	S.FARAMAREZPOUR	**.**

REV.	DESCRIPTION	BY	DATE	BY	DATE
		CHECKED		REV. APPR.	
***	**********	**.**	***.****	**.**	***.****

PROJECT NAME: BINAK OILFIELD DEVELOPMENT/SURFACE FACILITIES GAS COMPRESSOR STATION

PROJECT NO.: 971020

EPC CONTRACTOR: HIRGAN ENERGY – DESIGN & INSPECTION COMPANIES

EPD/EPC CONTRACTOR (GC): PEDCO — PETROIRAN DEVELOPMENT COMPANY

DRAWING TITLE: ARCHITECTURAL DETAIL DRAWING FOR GCS WAREHOUSE

PLANS

SCALE	SIZE	DRAWING NO.	SHEET NO.	REV.
AS SHOWN	A1	BK-GCS-PEDCO-120-AR-DW-0012	02 OF 10	D01

اصل و کلیه نسخ این نقشه و حق اقتباس متعلق به شرکت ملی مناطق نفت خیز جنوب میباشد.

THE ORIGINAL AND ALL COPIES OF THIS DRAWING TOGETHER WITH THE COPYRIGHT THEREIN ARE THE SOLE PROPERTY OF N.I.S.O.C./ FIELDS

BINAK OILFIELD DEVELOPMENT
SURFACE FACILITIES
GAS COMPRESSOR STATION

DATE	SCALE	DRAWING BY	CHECKED BY	PROJECT ENG.

NO CONSTRUCTION PERMITTED UNLESS DRAWING APPROVED

APPROVED FOR CONSTRUCTION BY: DATE:

BUDGET REF.	LOCATION	SIZE	CLASS	SERIAL NO.	SHEET	REVISION
053-073-9184	F	4	B	709522	02 OF 10	D01

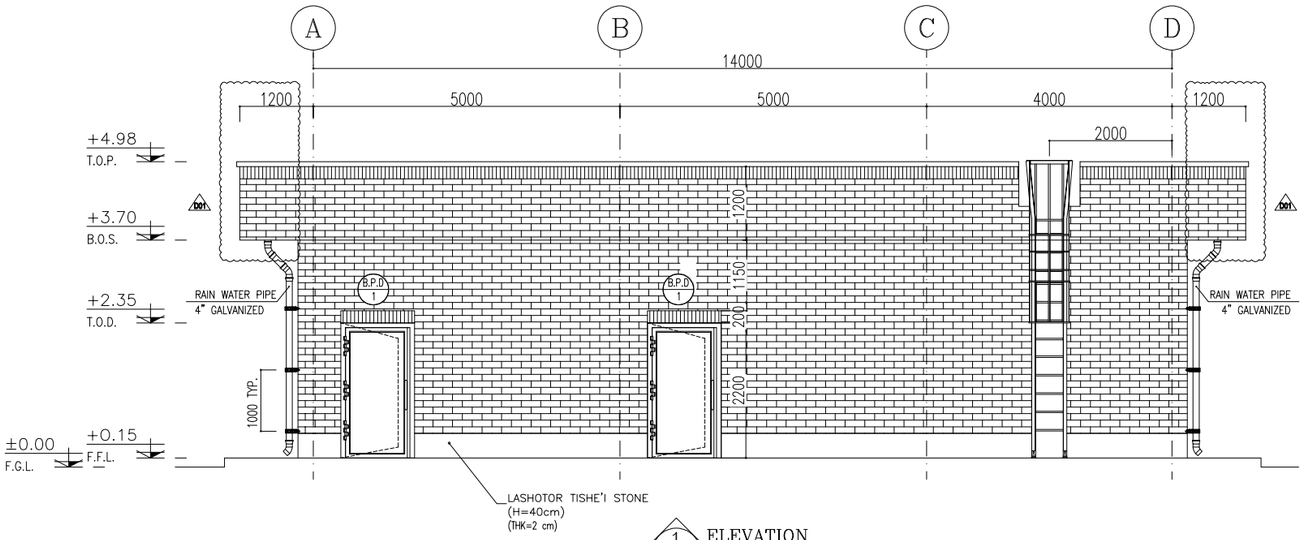

1 ELEVATION
SC.1:50 (01 OF 10)

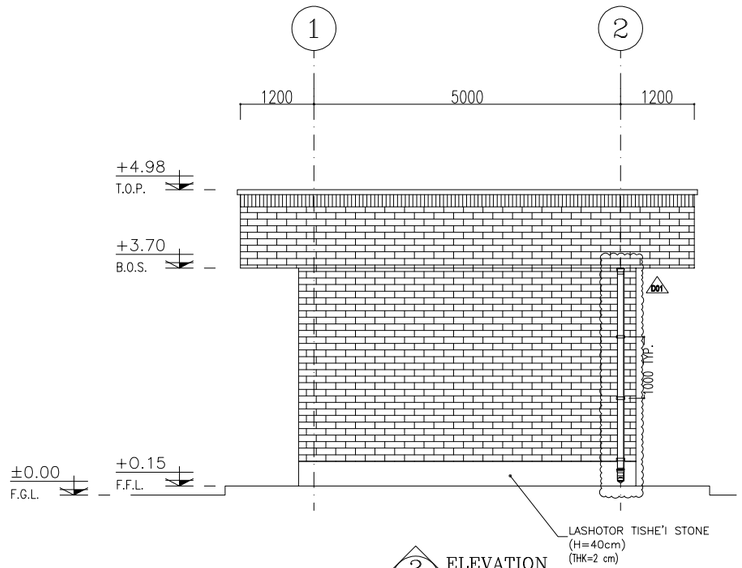

2 ELEVATION
SC.1:50 (01 OF 10)

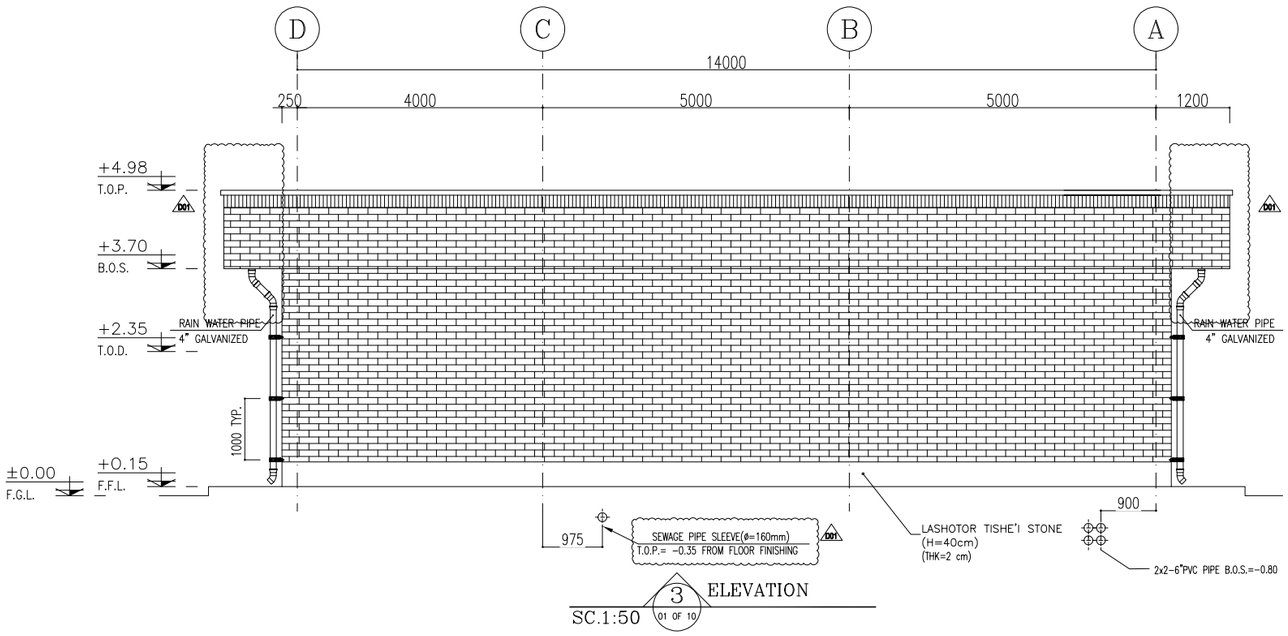

3 ELEVATION
SC.1:50 (01 OF 10)

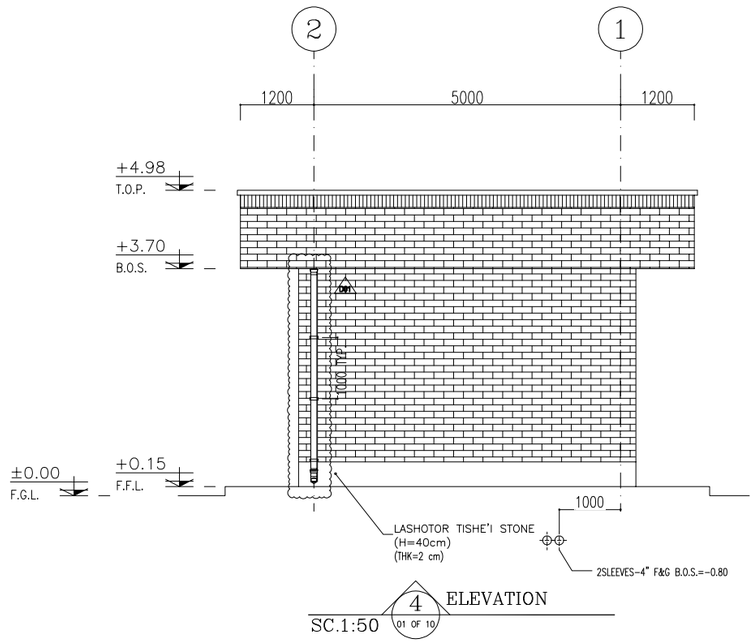

4 ELEVATION
SC.1:50 (01 OF 10)

NOTES

1. ALL DIMENSIONS ARE IN MILLIMETER & ALL ELEVATIONS ARE IN METER.
2. ALL DIMENSIONS AND ELEVATIONS SHALL BE CHECKED BY THE CONTRACTOR PRIOR TO CONSTRUCTION.
3. CONTRACTOR SHALL COMPARE ALL ARCHITECTURAL, MECHANICAL, ELECTRICAL, PIPING AND STRUCTURAL DRAWINGS AND IN CASE OF ANY CONFLICTS OR DISCREPANCY, INFORM THE ENGINEER.
4. ALL MATERIALS ARE SELECTED FROM THE HIGHEST QUALITY AND MUST BE APPROVED BY THE CLIENT.
5. ALL OPENINGS FOR PIPING/CABLING AND HVAC OPENINGS SHALL BE CONSIDERED AS PER RELATED DRAWINGS BEFORE CONSTRUCTION.
6. ARCHITECTURAL DETAIL DESIGN WILL BE REVISED BASED ON APPROVED STRUCTURAL DRAWINGS.
7. FINISH GRADING LEVEL (F.G.L.) : +11.00 (M.S.L.) = ±0.00 (LOCAL)

LEGEND

REINFORCED CONCRETE

BRICK WORK

CERAMIC TILE

TERRAZZO TILES – 30x30cm

GYPSUM BOARD 60x60 REMOVABLE SUSPENDED CEILING

PVC SUSPENDED CEILING

BRICK FACED

F.FL.	FINISHED FLOOR
T.O.WA	TOP OF WAIKWAY
T.O.P.	TOP OF PARAPET
T.O.FOU.	TOP OF FOUNDATION
M.D	METAL DOOR
T.O.R.	TOP OF ROOF
T.O.D.	TOP OF DOOR
B.O.Ca.	BOTTOM OF CAGE
T.O.Ca.	TOP OF CAGE
M.D.	METAL DOOR
F.G.L.	FINISH GRADING LEVEL
B.O.S.	BOTTOM OF SLEEVE
B.O.O.	BOTTOM OF OPENING
B.O.T.	BOTTOM OF TRENCH
T.O.S.	TOP OF SLAB
B.P.D.	BLAST PROOF DOOR

REFERENCE DRAWING	DRG. No.
STANDARD DRAWING FOR ARCHITECTURAL DETAILS	BK-GNRAL-PEDCO-000-AR-DW-0001
SITE SEWARAGE SYSTEM LAYOUT & DETAILS	BK-GCS-PEDCO-120-CV-PY-0001
AREA ELECTRICAL CABLE ROUTE & SECTION LAYOUT	BK-GCS-PEDCO-120-EL-PY-0005
ROAD, PAVING AND PLANT FINISH GRADING LAYOUT & SECTIONS	BK-GCS-PEDCO-120-CV-PY-0005
STANDARD DETAILS FOR LADDER & SAFETY CAGE	BK-GNRAL-PEDCO-000-ST-DW-0009
ELECTRICAL EQUIPMENT ARRANGEMENT LAYOUT FOR BUILDING	BK-GCS-PEDCO-120-ST-EL-PY-0008
UNIT PLOT PLAN DRAWING	BK-GCS-PEDCO-120-PI-PY-0001
FOUNDATION DRAWING FOR GCS WAREHOUSE	BK-GCS-PEDCO-120-ST-DW-0083
STRUCTURAL DRAWING FOR GCS WAREHOUSE	BK-GCS-PEDCO-120-ST-DW-0084
CABLE TRENCH AND DUCT BANK LAYOUT	BK-GCS-PEDCO-120-CV-PY-0002

KEY PLAN

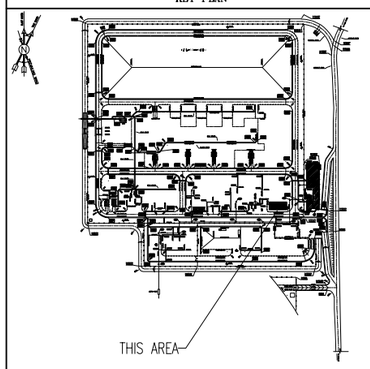

							***	**********	**.**	***.****	**.**	***.****
D01	MAR.2024	IFA	R.BERLOUIE	M.FAKHARIAN	S.PARAMARZPOUR	**.**	REV.	DESCRIPTION	BY	DATE	BY	DATE
D00	NOV.2023	IFC	R.BERLOUIE	M.FAKHARIAN	S.PARAMARZPOUR	**.**			CHECKED		REV. APPR.	
REV.	DATE	P.O.I.S	PREP.	CHK.	APP.	AUT.						

100	STORAGE
101	INSTRUMENT WORKSHOP
102	INSTRUMENT STORAGE
103	TOILET
104	ROOF
105	WALKWAY

PROJECT NAME: BINAK OILFIELD DEVELOPMENT/SURFACE FACILITIES GAS COMPRESSOR STATION

PROJECT NO.: 971020

EPC CONTRACTOR: HIRGAN ENERGY – DESIGN & INSPECTION COMPANIES

EPD/EPC CONTRACTOR (GC): PETROIRAN DEVELOPMENT COMPANY (PEDCO)

اصل و کلیه نسخ این نقشه و حق اقتباس متعلق به شرکت ملی مناطق نفت خیز جنوب میباشد.

THE ORIGINAL AND ALL COPIES OF THIS DRAWING TOGETHER WITH THE COPYRIGHT THEREIN ARE THE SOLE PROPERTY OF N.I.S.O.C./ FIELDS

BINAK OILFIELD DEVELOPMENT
SURFACE FACILITIES
GAS COMPRESSOR STATION

DATE	SCALE	DRAWING BY	CHECKED BY	PROJECT ENG.

DRAWING TITLE: ARCHITECTURAL DETAIL DRAWING FOR GCS WAREHOUSE
ELEVATIONS

NO CONSTRUCTION PERMITTED UNLESS DRAWING APPROVED

APPROVED FOR CONSTRUCTION BY: DATE:

SCALE	SIZE	DRAWING NO.	SHEET NO.	REV.	BUDGET REF.	LOCATION	SIZE	CLASS	SERIAL NO.	SHEET	REVISION
AS SHOWN	A1	BK-GCS-PEDCO-120-AR-DW-0012	03 OF 10	D01	053-073-9184	F	4	B	709522	03 OF 10	D01

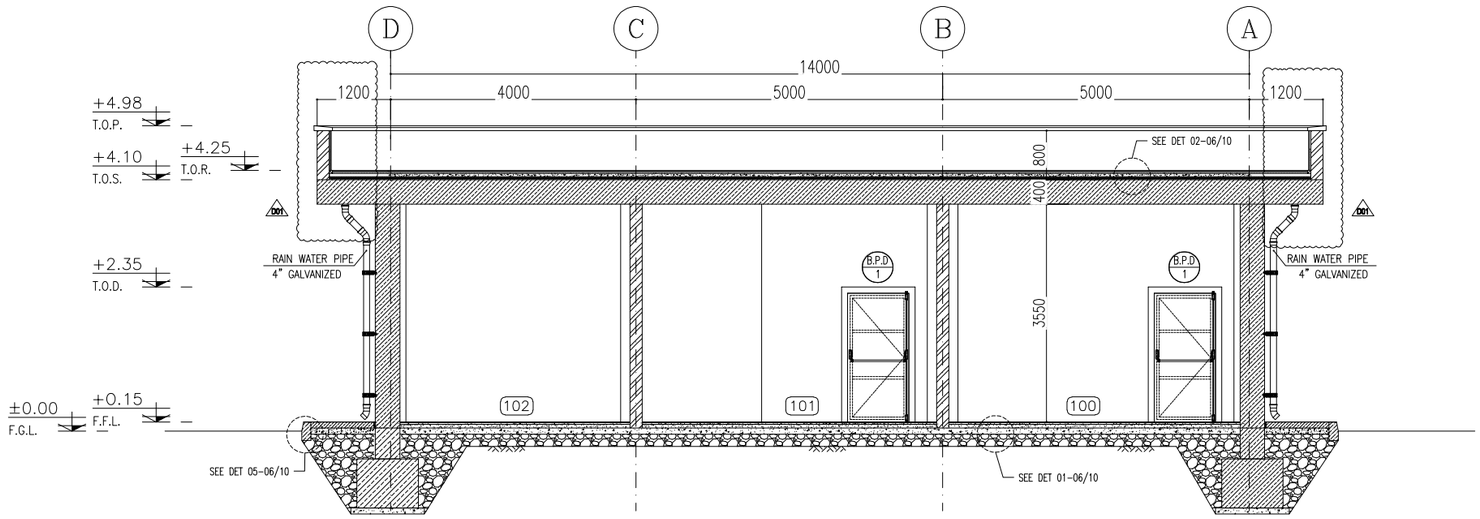

SC.1:50 A 01 OF 10 SECTION

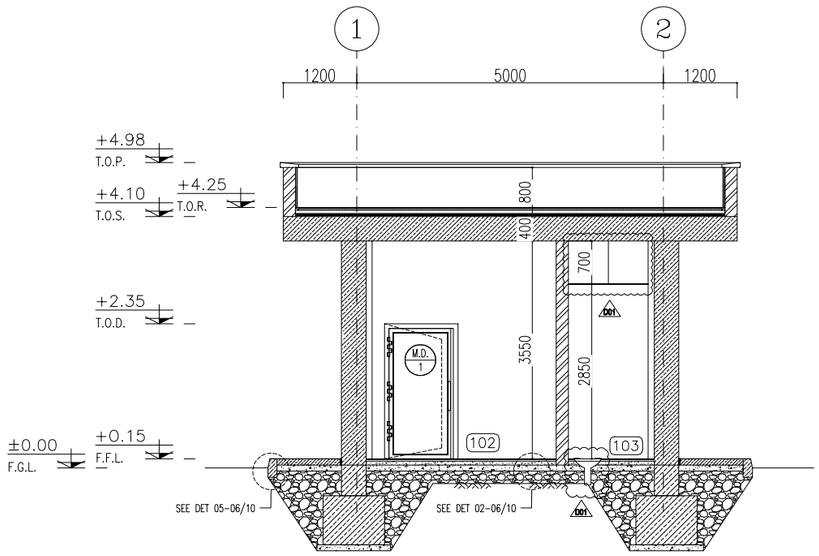

SC.1:50 B 01 OF 10 SECTION

DOOR TYPES

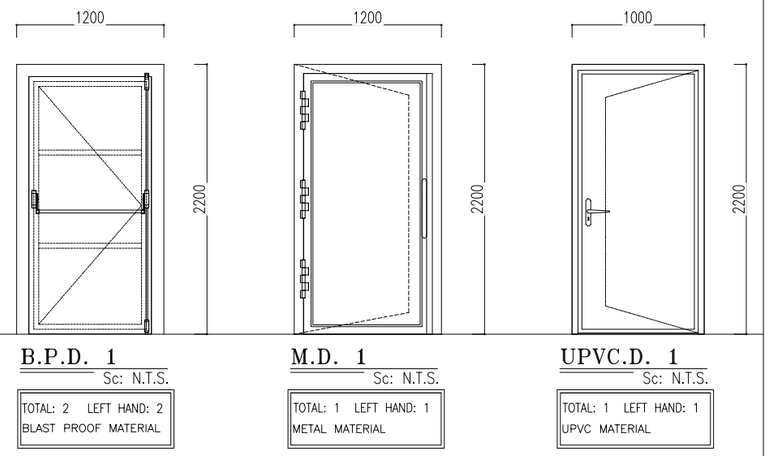

100	STORAGE
101	INSTRUMENT WORKSHOP
102	INSTRUMENT STORAGE
103	TOILET
104	ROOF
105	WALKWAY

NOTES

1. ALL DIMENSIONS ARE IN MILLIMETER & ALL ELEVATIONS ARE IN METER.
2. ALL DIMENSIONS AND ELEVATIONS SHALL BE CHECKED BY THE CONTRACTOR PRIOR TO CONSTRUCTION.
3. CONTRACTOR SHALL COMPARE ALL ARCHITECTURAL, MECHANICAL, ELECTRICAL, PIPING AND STRUCTURAL DRAWINGS AND IN CASE OF ANY CONFLICTS OR DISCREPANCY, INFORM THE ENGINEER.
4. ALL MATERIALS ARE SELECTED FROM THE HIGHEST QUALITY AND MUST BE APPROVED BY THE CLIENT.
5. ALL OPENINGS FOR PIPING/CABLING AND HVAC OPENINGS SHALL BE CONSIDERED AS PER RELATED DRAWINGS BEFORE CONSTRUCTION.
6. ARCHITECTURAL DETAIL DESIGN WILL BE REVISED BASED ON APPROVED STRUCTURAL DRAWINGS.
7. FINISH GRADING LEVEL (F.G.L.) : +11.00 (M.S.L.) = ±0.00 (LOCAL)

LEGEND

REINFORCED CONCRETE

BRICK WORK

CERAMIC TILE

TERRAZZO TILES – 30x30cm

GYPSUM BOARD 60x60 REMOVABLE SUSPENDED CEILING

PVC SUSPENDED CEILING

BRICK FACED

F.FL.	FINISHED FLOOR
T.O.WA	TOP OF WAIKWAY
T.O.P.	TOP OF PARAPET
T.O.FOU.	TOP OF FOUNDATION
M.D	METAL DOOR
T.O.R.	TOP OF ROOF
T.O.D.	TOP OF DOOR
B.O.Ca.	BOTTOM OF CAGE
T.O.Ca.	TOP OF CAGE
M.D.	METAL DOOR
F.G.L.	FINISH GRADING LEVEL
B.O.S.	BOTTOM OF SLEEVE
B.O.O.	BOTTOM OF OPENING
B.O.T.	BOTTOM OF TRENCH
T.O.S.	TOP OF SLAB
B.P.D.	BLAST PROOF DOOR

REFERENCE DRAWING	DRG. No.
STANDARD DRAWING FOR ARCHITECTURAL DETAILS	BK-GNRAL-PEDCO-000-AR-DW-0001
SITE SEWARAGE SYSTEM LAYOUT & DETAILS	BK-GCS-PEDCO-120-CV-PY-0001
AREA ELECTRICAL CABLE ROUTE & SECTION LAYOUT	BK-GCS-PEDCO-120-EL-PY-0005
ROAD, PAVING AND PLANT FINISH GRADING LAYOUT & SECTIONS	BK-GCS-PEDCO-120-CV-PY-0005
STANDARD DETAILS FOR LADDER & SAFETY CAGE	BK-GNRAL-PEDCO-000-ST-DW-0009
ELECTRICAL EQUIPMENT ARRANGEMENT LAYOUT FOR BUILDING	BK-GCS-PEDCO-120-ST-EL-PY-0008
UNIT PLOT PLAN DRAWING	BK-GCS-PEDCO-120-PI-PY-0001
FOUNDATION DRAWING FOR GCS WAREHOUSE	BK-GCS-PEDCO-120-ST-DW-0083
STRUCTURAL DRAWING FOR GCS WAREHOUSE	BK-GCS-PEDCO-120-ST-DW-0084
CABLE TRENCH AND DUCT BANK LAYOUT	BK-GCS-PEDCO-120-CV-PY-0002

KEY PLAN

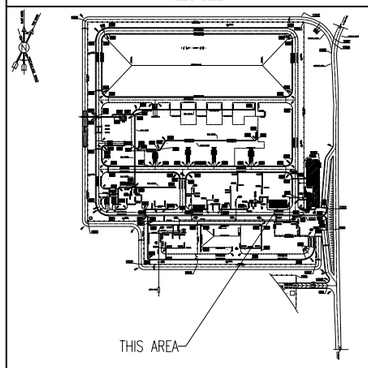

REV.	DATE	P.O.I.S	PREP.	CHK.	APP.	AUT.
D01	MAR.2024	IFA	R.BERLOUIE	M.FAKHARIAN	S.FARAMARZPOUR	**.**
D00	NOV.2023	IFC	R.BERLOUIE	M.FAKHARIAN	S.FARAMARZPOUR	**.**

REV.	DESCRIPTION	BY	DATE	BY	DATE
***	**********	**.**	***.****	**.**	***.****

CHECKED REV. APPR.

PROJECT NAME: BINAK OILFIELD DEVELOPMENT/SURFACE FACILITIES GAS COMPRESSOR STATION

PROJECT NO.: 971020

EPC CONTRACTOR: HIRGAN ENERGY – DESIGN & INSPECTION COMPANIES

EPD/EPC CONTRACTOR (GC): PETROIRAN DEVELOPMENT COMPANY (PEDCO)

DRAWING TITLE: ARCHITECTURAL DETAIL DRAWING FOR GCS WAREHOUSE

SECTIONS

SCALE	SIZE	DRAWING NO.	SHEET NO.	REV.
AS SHOWN	A1	BK-GCS-PEDCO-120-AR-DW-0012	04 OF 10	D01

اصل و کلیه نسخ این نقشه و حق اقتباس متعلق به شرکت ملی مناطق نفت خیز جنوب میباشد.

THE ORIGINAL AND ALL COPIES OF THIS DRAWING TOGETHER WITH THE COPYRIGHT THEREIN ARE THE SOLE PROPERTY OF N.I.S.O.C./ FIELDS

BINAK OILFIELD DEVELOPMENT
SURFACE FACILITIES
GAS COMPRESSOR STATION

DATE	SCALE	DRAWING BY	CHECKED BY	PROJECT ENG.

NO CONSTRUCTION PERMITTED UNLESS DRAWING APPROVED

APPROVED FOR CONSTRUCTION BY: DATE:

BUDGET REF.	LOCATION	SIZE	CLASS	SERIAL NO.	SHEET	REVISION
053-073-9184	F	4	B	709522	04 OF 10	D01

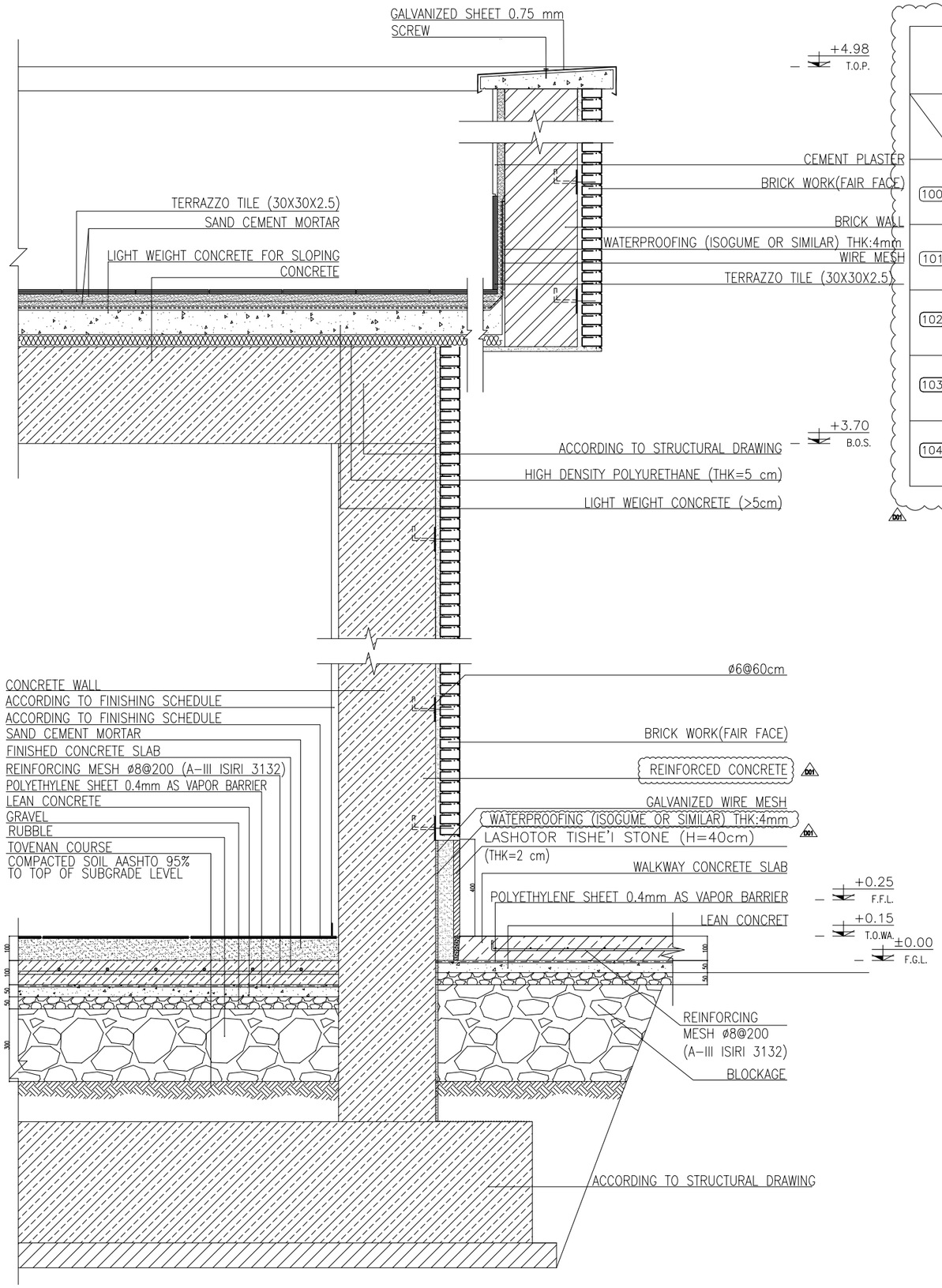

1 WALL SECTION 1
SC.1:20

FINISHING SCHEDULE

	AREA	FLOOR	MATERIAL DIMENSION	INTERNAL SKIRTING	EXTERNAL SKIRTING	INTERNAL WALL	EXTERNAL WALL	CEILING
100	STORAGE	TERRAZZO TILE	(60x60)	—	—	GYPSUM PLASTER + OIL PAINT + CEMENT PLASTER LAYER	BRICK FACING	—
101	INSTRUMENT WORKSHOP	TERRAZZO TILE	(60x60)	—	—	GYPSUM PLASTER + OIL PAINT + CEMENT PLASTER LAYER	BRICK FACING	—
102	INSTRUMENT STORAGE	TERRAZZO TILE	(60x60)	—	—	GYPSUM PLASTER + OIL PAINT + CEMENT PLASTER LAYER	BRICK FACING	—
103	TOILET	FIRST CLASS IRANIAN CERAMIC TILES	(30x30)	—	—	GLAZED TILE 25x30 UP TO +2.80	BRICK FACING	PVC SUSPENDED CEILING
104	ROOF	TERRAZOO TILE FIRST GRADE	(30x30)	TERRAZZO TILE (30X30X2.5)	—	CEMENT PLASTER	BRICK FACING	—

D01

LINTEL SCHEDULE

WIDTH a	SPAN b mm	PROFILE mm a≥200
VARIES— IT DEPENDS ON WALL THICKNESS AND IT'S FINISHING. REFER TO ARCHITECTURAL DWGS.	b≤1100	IPE 120
	1100<b≤1500	IPE 140
	1600<b≤2100	2IPE 120
	2100<b≤3000	2IPE 160
	3000<b≤3600	2IPE 180

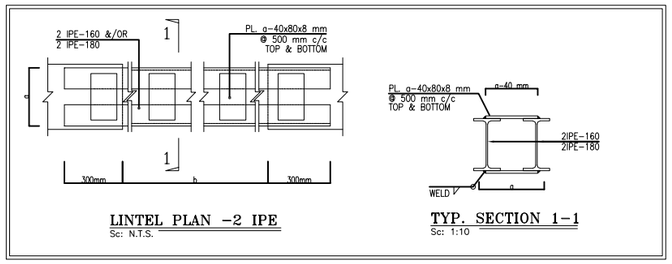

LINTEL PLAN -2 IPE
Sc: N.T.S.

TYP. SECTION 1-1
Sc: 1:10

D01

NOTES

1. ALL DIMENSIONS ARE IN MILLIMETER & ALL ELEVATIONS ARE IN METER.
2. ALL DIMENSIONS AND ELEVATIONS SHALL BE CHECKED BY THE CONTRACTOR PRIOR TO CONSTRUCTION.
3. CONTRACTOR SHALL COMPARE ALL ARCHITECTURAL, MECHANICAL, ELECTRICAL, PIPING AND STRUCTURAL DRAWINGS AND IN CASE OF ANY CONFLICTS OR DISCREPANCY, INFORM THE ENGINEER.
4. ALL MATERIALS ARE SELECTED FROM THE HIGHEST QUALITY AND MUST BE APPROVED BY THE CLIENT.
5. ALL OPENINGS FOR PIPING/CABLING AND HVAC OPENINGS SHALL BE CONSIDERED AS PER RELATED DRAWINGS BEFORE CONSTRUCTION.
6. ARCHITECTURAL DETAIL DESIGN WILL BE REVISED BASED ON APPROVED STRUCTURAL DRAWINGS.
7. FINISH GRADING LEVEL (F.G.L) : +11.00 (M.S.L) = ±0.00 (LOCAL)

LEGEND

REINFORCED CONCRETE
BRICK WORK
CERAMIC TILE
TERRAZZO TILES – 30x30cm
GYPSUM BOARD 60x60 REMOVABLE SUSPENDED CEILING
PVC SUSPENDED CEILING
BRICK FACED

F.FL.	FINISHED FLOOR
T.O.WA	TOP OF WAIKWAY
T.O.P.	TOP OF PARAPET
T.O.FOU.	TOP OF FOUNDATION
M.D	METAL DOOR
T.O.R.	TOP OF ROOF
T.O.D.	TOP OF DOOR
B.O.Ca.	BOTTOM OF CAGE
T.O.Ca.	TOP OF CAGE
M.D.	METAL DOOR
F.G.L.	FINISH GRADING LEVEL
B.O.S.	BOTTOM OF SLEEVE
B.O.O.	BOTTOM OF OPENING
B.O.T.	BOTTOM OF TRENCH
T.O.S.	TOP OF SLAB
B.P.D.	BLAST PROOF DOOR

REFERENCE DRAWING	DRG. No.
STANDARD DRAWING FOR ARCHITECTURAL DETAILS	BK-GNRAL-PEDCO-000-AR-DW-0001
SITE SEWARAGE SYSTEM LAYOUT & DETAILS	BK-GCS-PEDCO-120-CV-PY-0001
AREA ELECTRICAL CABLE ROUTE & SECTION LAYOUT	BK-GCS-PEDCO-120-EL-PY-0005
ROAD, PAVING AND PLANT FINISH GRADING LAYOUT & SECTIONS	BK-GCS-PEDCO-120-CV-PY-0005
STANDARD DETAILS FOR LADDER & SAFETY CAGE	BK-GNRAL-PEDCO-000-ST-DW-0009
ELECTRICAL EQUIPMENT ARRANGEMENT LAYOUT FOR BUILDING	BK-GCS-PEDCO-120-ST-EL-PY-0008
UNIT PLOT PLAN DRAWING	BK-GCS-PEDCO-120-PI-PY-0001
FOUNDATION DRAWING FOR GCS WAREHOUSE	BK-GCS-PEDCO-120-ST-DW-0083
STRUCTURAL DRAWING FOR GCS WAREHOUSE	BK-GCS-PEDCO-120-ST-DW-0084
CABLE TRENCH AND DUCT BANK LAYOUT	BK-GCS-PEDCO-120-CV-PY-0002

KEY PLAN

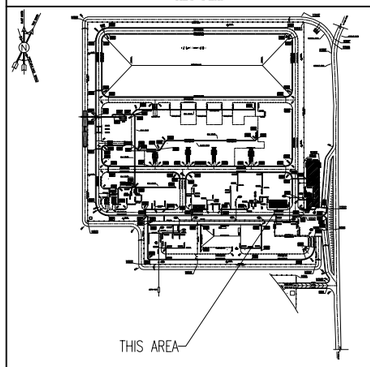

REV.	DATE	P.O.I.S	PREP.	CHK.	APP.	AUT.
D01	MAR.2024	IFA	R.BERLOUIE	M.FAKHARIAN	S.FARAMARZEPOUR	**.**
D00	NOV.2023	IFC	R.BERLOUIE	M.FAKHARIAN	S.FARAMARZEPOUR	**.**

REV.	DESCRIPTION	BY	DATE	BY	DATE
***	**********	**.**	***.****	**.**	***.****
		CHECKED		REV. APPR.	

PROJECT NAME: BINAK OILFIELD DEVELOPMENT/SURFACE FACILITIES GAS COMPRESSOR STATION

PROJECT NO.: 971020

EPC CONTRACTOR: HIRGAN ENERGY – DESIGN & INSPECTION COMPANIES

EPD/EPC CONTRACTOR (GC): PEDCO — PETROIRAN DEVELOPMENT COMPANY

DRAWING TITLE: ARCHITECTURAL DETAIL DRAWING FOR GCS WAREHOUSE
WALL SECTION AND FINISHING SCHEDULE

SCALE	SIZE	DRAWING NO.	SHEET NO.	REV.
AS SHOWN	A1	BK-GCS-PEDCO-120-AR-DW-0012	05 OF 10	D01

اصل و کلیه نسخ این نقشه و حق اقتباس متعلق به شرکت ملی مناطق نفت خیز جنوب میباشد.

THE ORIGINAL AND ALL COPIES OF THIS DRAWING TOGETHER WITH THE COPYRIGHT THEREIN ARE THE SOLE PROPERTY OF N.I.S.O.C./ FIELDS

BINAK OILFIELD DEVELOPMENT
SURFACE FACILITIES
GAS COMPRESSOR STATION

DATE	SCALE	DRAWING BY	CHECKED BY	PROJECT ENG.

NO CONSTRUCTION PERMITTED UNLESS DRAWING APPROVED

APPROVED FOR CONSTRUCTION BY: DATE:

BUDGET REF.	LOCATION	SIZE	CLASS	SERIAL NO.	SHEET	REVISION
053-073-9184	F	4	B	709522	05 OF 10	D01

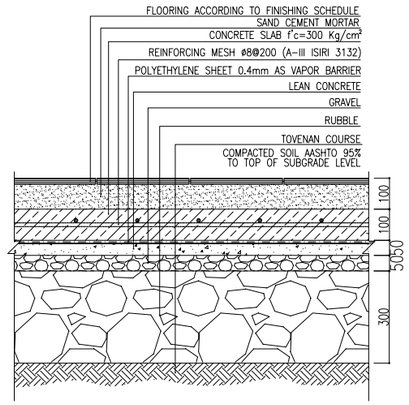

DETAIL 01
Sc:1/10

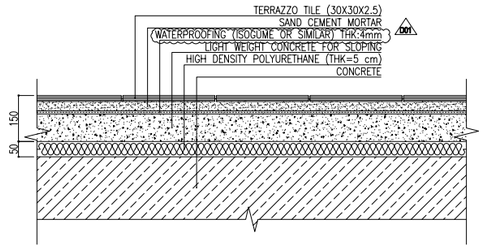

DETAIL 02
Sc:1/10

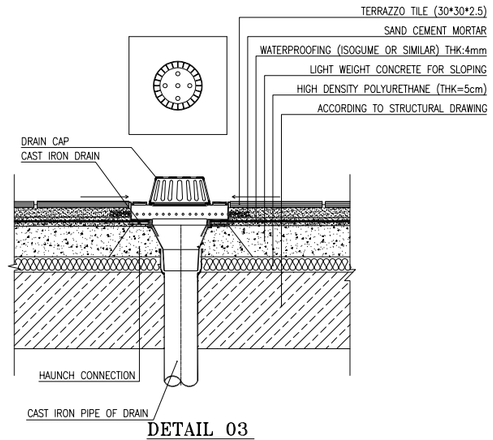

DETAIL 03
Sc:1/10

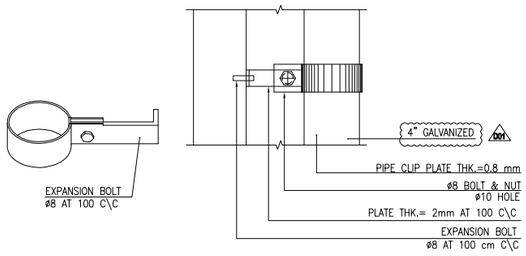

DETAIL 04
Sc:1/5

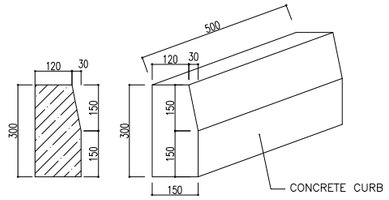

DETAIL 05
Sc:1/10

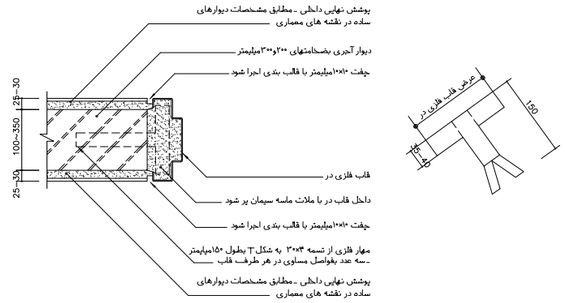

DETAIL 06
Sc:1/5

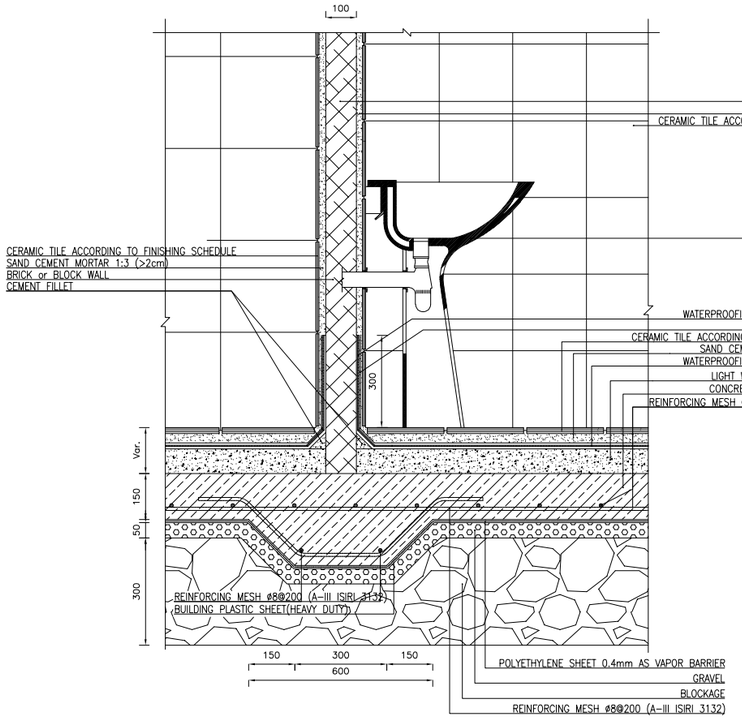

DETAIL 07
Sc:1/10

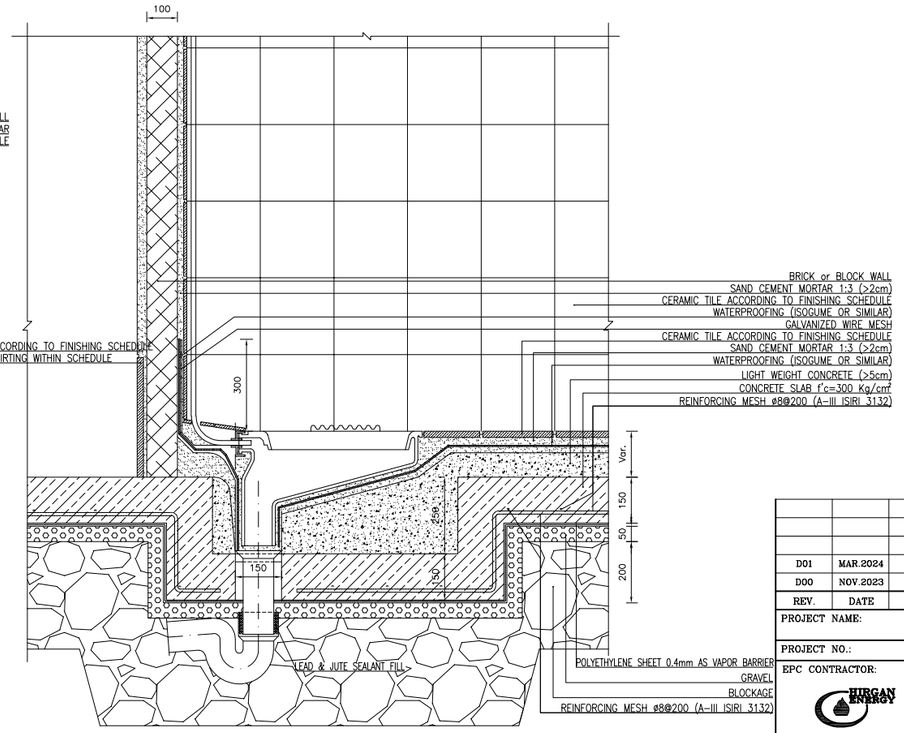

DETAIL 08
Sc:1/10

NOTES

1. ALL DIMENSIONS ARE IN MILLIMETER & ALL ELEVATIONS ARE IN METER.
2. ALL DIMENSIONS AND ELEVATIONS SHALL BE CHECKED BY THE CONTRACTOR PRIOR TO CONSTRUCTION.
3. CONTRACTOR SHALL COMPARE ALL ARCHITECTURAL, MECHANICAL, ELECTRICAL, PIPING AND STRUCTURAL DRAWINGS AND IN CASE OF ANY CONFLICTS OR DISCREPANCY, INFORM THE ENGINEER.
4. ALL MATERIALS ARE SELECTED FROM THE HIGHEST QUALITY AND MUST BE APPROVED BY THE CLIENT.
5. ALL OPENINGS FOR PIPING/CABLING AND HVAC OPENINGS SHALL BE CONSIDERED AS PER RELATED DRAWINGS BEFORE CONSTRUCTION.
6. ARCHITECTURAL DETAIL DESIGN WILL BE REVISED BASED ON APPROVED STRUCTURAL DRAWINGS.
7. FINISH GRADING LEVEL (F.G.L.) : +11.00 (M.S.L.) = ±0.00 (LOCAL)

LEGEND

REINFORCED CONCRETE

BRICK WORK

CERAMIC TILE

TERRAZZO TILES – 30x30cm

GYPSUM BOARD 60x60 REMOVABLE SUSPENDED CEILING

PVC SUSPENDED CEILING

BRICK FACED

F.FL.	FINISHED FLOOR
T.O.WA	TOP OF WAIKWAY
T.O.P.	TOP OF PARAPET
T.O.FOU.	TOP OF FOUNDATION
M.D	METAL DOOR
T.O.R.	TOP OF ROOF
T.O.D.	TOP OF DOOR
B.O.Ca.	BOTTOM OF CAGE
T.O.Ca.	TOP OF CAGE
M.D.	METAL DOOR
F.G.L.	FINISH GRADING LEVEL
B.O.S.	BOTTOM OF SLEEVE
B.O.O.	BOTTOM OF OPENING
B.O.T.	BOTTOM OF TRENCH
T.O.S.	TOP OF SLAB
B.P.D.	BLAST PROOF DOOR

REFERENCE DRAWING	DRG. No.
STANDARD DRAWING FOR ARCHITECTURAL DETAILS	BK-GNRAL-PEDCO-000-AR-DW-0001
SITE SEWARAGE SYSTEM LAYOUT & DETAILS	BK-GCS-PEDCO-120-CV-PY-0001
AREA ELECTRICAL CABLE ROUTE & SECTION LAYOUT	BK-GCS-PEDCO-120-EL-PY-0005
ROAD, PAVING AND PLANT FINISH GRADING LAYOUT & SECTIONS	BK-GCS-PEDCO-120-CV-PY-0005
STANDARD DETAILS FOR LADDER & SAFETY CAGE	BK-GNRAL-PEDCO-000-ST-DW-0009
ELECTRICAL EQUIPMENT ARRANGEMENT LAYOUT FOR BUILDING	BK-GCS-PEDCO-120-ST-EL-PY-0008
UNIT PLOT PLAN DRAWING	BK-GCS-PEDCO-120-PI-PY-0001
FOUNDATION DRAWING FOR GCS WAREHOUSE	BK-GCS-PEDCO-120-ST-DW-0083
STRUCTURAL DRAWING FOR GCS WAREHOUSE	BK-GCS-PEDCO-120-ST-DW-0084
CABLE TRENCH AND DUCT BANK LAYOUT	BK-GCS-PEDCO-120-CV-PY-0002

KEY PLAN

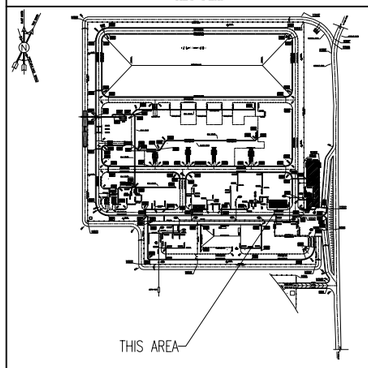

REV.	DATE	P.O.I.S	PREP.	CHK.	APP.	AUT.
D01	MAR.2024	IFA	R.BERLOUIE	M.FAKHARIAN	S.FARAMARZPOUR	**.**
D00	NOV.2023	IFC	R.BERLOUIE	M.FAKHARIAN	S.FARAMARZPOUR	**.**

REV.	DESCRIPTION	BY	DATE	BY	DATE
***	**********	**.**	****.****	**.**	****.****
		CHECKED		REV. APPR.	

PROJECT NAME: BINAK OILFIELD DEVELOPMENT/SURFACE FACILITIES GAS COMPRESSOR STATION

PROJECT NO.: 971020

EPC CONTRACTOR: HIRGAN ENERGY – DESIGN & INSPECTION COMPANIES

EPD/EPC CONTRACTOR (GC): PEDCO — PETROIRAN DEVELOPMENT COMPANY

DRAWING TITLE: ARCHITECTURAL DETAIL DRAWING FOR GCS WAREHOUSE DETAILS

SCALE	SIZE	DRAWING NO.	SHEET NO.	REV.
AS SHOWN	A1	BK-GCS-PEDCO-120-AR-DW-0012	06 OF 10	D01

اصل و کلیه نسخ این نقشه و حق اقتباس متعلق به شرکت ملی مناطق نفت خیز جنوب میباشد.

THE ORIGINAL AND ALL COPIES OF THIS DRAWING TOGETHER WITH THE COPYRIGHT THEREIN ARE THE SOLE PROPERTY OF N.I.S.O.C./ FIELDS

BINAK OILFIELD DEVELOPMENT
SURFACE FACILITIES
GAS COMPRESSOR STATION

DATE	SCALE	DRAWING BY	CHECKED BY	PROJECT ENG.

NO CONSTRUCTION PERMITTED UNLESS DRAWING APPROVED

APPROVED FOR CONSTRUCTION BY: DATE:

BUDGET REF.	LOCATION	SIZE	CLASS	SERIAL NO.	SHEET	REVISION
053-073-9184	F	4	B	709522	06 OF 10	D01

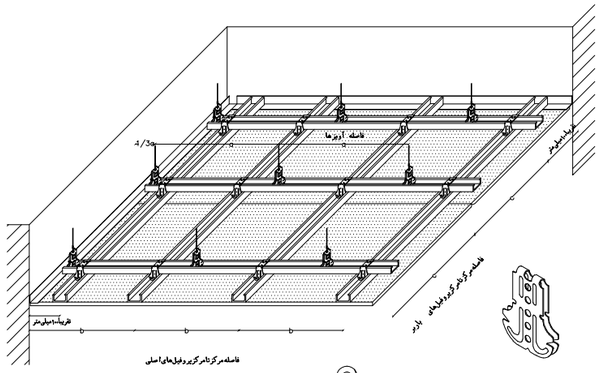

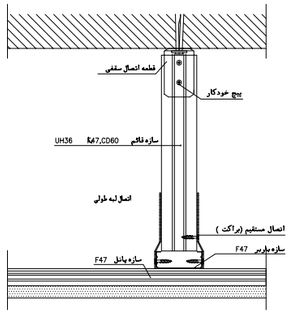

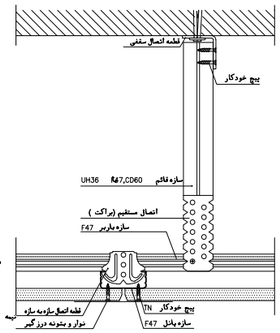

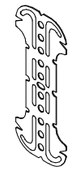

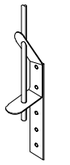

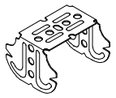

اندازه‌های برای صفحات روکش‌دارگچی مختلف (دین۱۸۱۸۱)

نوع صفحه روکش‌دارگچی	ضخامت mm	فاصله بین پروفیل‌های متقاطع به میلی‌متر: عمود بر سازه	فاصله بین پروفیل‌های متقاطع به میلی‌متر: لایه‌گذاری به موازات سازه –b–
صفحه معمولی	12.5	500	400
	15	550	
	18	600	

فواصل در زیرسازی فلزی

حداکثر دهانه (میلی‌متر) بار سطحی P (KN/M²)			
0.30<p≤0.50	0.15<p≤0.30	p≤0.15	فاصله آویزها –a–
600	750	900	
750	1000		فاصله مرکز تا مرکز پروفیل‌های باربر –c–

DETAIL FALSE ROOF

SC. N.T.S

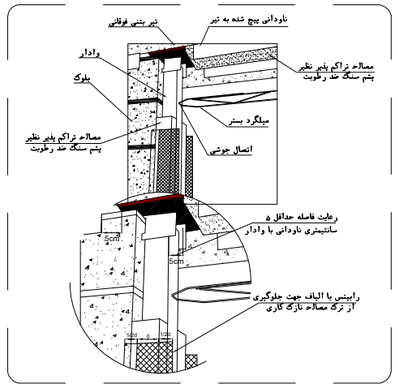

اجرای عایق پشم سنگ و مش الیاف یا رابیتس بر روی وادار

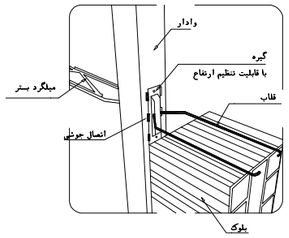

میلگرد بستر در فاصله بین وادارها و اتصال آن به وادار

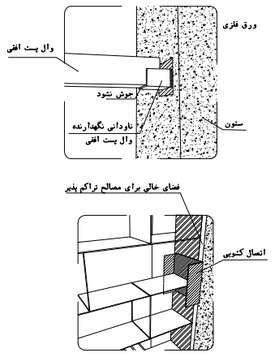

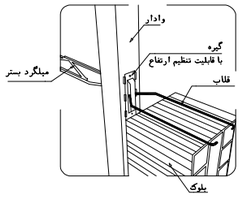

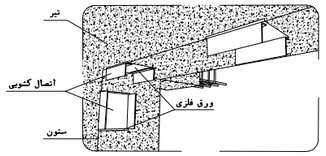

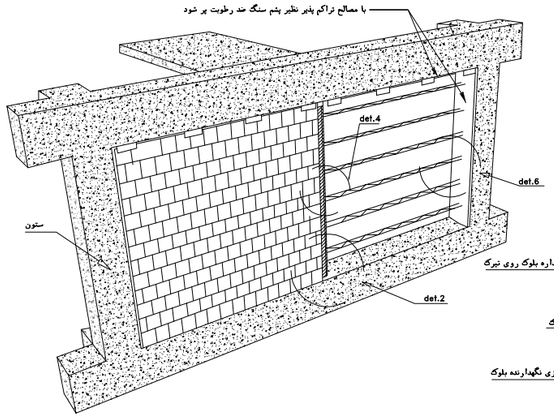

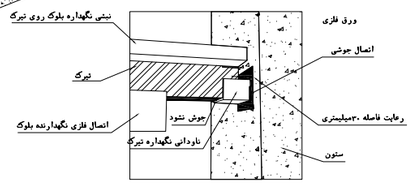

جزئیات اتصال تیرک به ستون بتنی

det.1

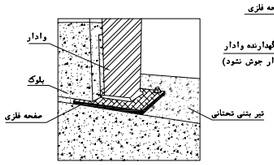

جزئیات اتصال وادار میانی روی تیر تحتانی

det.2

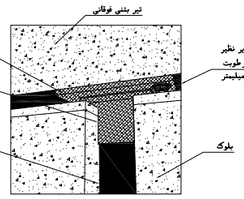

جزئیات اتصال وادار به زیر تیر فوقانی

det.3

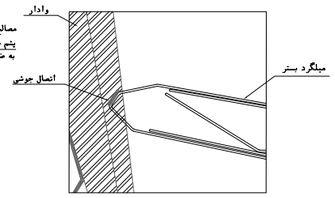

جزییات اتصال میلگرد بستر به وادار

det.4

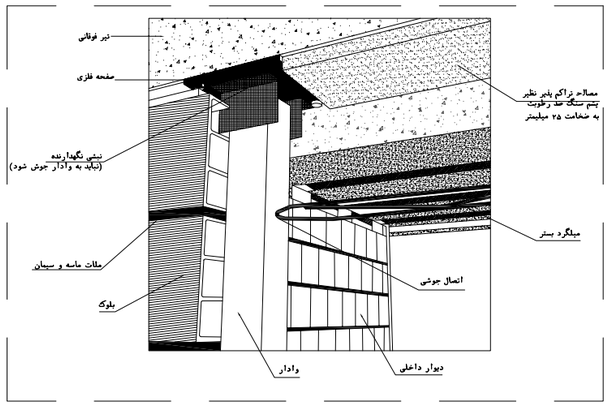

الف-به صورت اتصال کشویی یا استفاده از نبشی

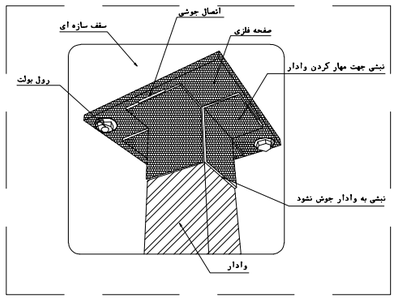

اتصال وادار انتهایی در دیوار های خارج از قاب به صورت تلـکوپی

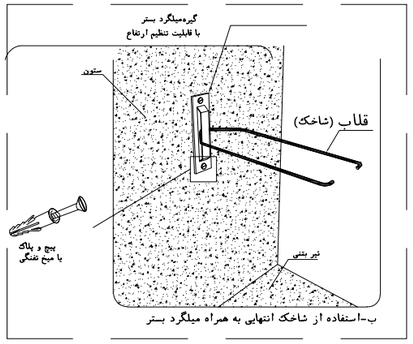

ب-استفاده از شاخک انتهایی به همراه میلگرد بستر

روش های مهار دیوار به ستون جهت نیروی خارج از صفحه

NOTES

1. ALL DIMENSIONS ARE IN MILLIMETER & ALL ELEVATIONS ARE IN METER.
2. ALL DIMENSIONS AND ELEVATIONS SHALL BE CHECKED BY THE CONTRACTOR PRIOR TO CONSTRUCTION.
3. CONTRACTOR SHALL COMPARE ALL ARCHITECTURAL, MECHANICAL, ELECTRICAL, PIPING AND STRUCTURAL DRAWINGS AND IN CASE OF ANY CONFLICTS OR DISCREPANCY, INFORM THE ENGINEER.
4. ALL MATERIALS ARE SELECTED FROM THE HIGHEST QUALITY AND MUST BE APPROVED BY THE CLIENT.
5. ALL OPENINGS FOR PIPING/CABLING AND HVAC OPENINGS SHALL BE CONSIDERED AS PER RELATED DRAWINGS BEFORE CONSTRUCTION.
6. ARCHITECTURAL DETAIL DESIGN WILL BE REVISED BASED ON APPROVED STRUCTURAL DRAWINGS.
7. FINISH GRADING LEVEL (F.G.L.) : +11.00 (M.S.L.) = ±0.00 (LOCAL)

LEGEND

REINFORCED CONCRETE

BRICK WORK

CERAMIC TILE

TERRAZZO TILES – 30x30cm

GYPSUM BOARD 60x60 REMOVABLE SUSPENDED CEILING

PVC SUSPENDED CEILING

BRICK FACED

F.FL.	FINISHED FLOOR
T.O.WA	TOP OF WAIKWAY
T.O.P.	TOP OF PARAPET
T.O.FOU.	TOP OF FOUNDATION
M.D	METAL DOOR
T.O.R.	TOP OF ROOF
T.O.D.	TOP OF DOOR
B.O.Ca.	BOTTOM OF CAGE
T.O.Ca.	TOP OF CAGE
M.D.	METAL DOOR
F.G.L.	FINISH GRADING LEVEL
B.O.S.	BOTTOM OF SLEEVE
B.O.O.	BOTTOM OF OPENING
B.O.T.	BOTTOM OF TRENCH
T.O.S.	TOP OF SLAB
B.P.D.	BLAST PROOF DOOR

REFERENCE DRAWING	DRG. No.
STANDARD DRAWING FOR ARCHITECTURAL DETAILS	BK-GNRAL-PEDCO-000-AR-DW-0001
SITE SEWARAGE SYSTEM LAYOUT & DETAILS	BK-GCS-PEDCO-120-CV-PY-0001
AREA ELECTRICAL CABLE ROUTE & SECTION LAYOUT	BK-GCS-PEDCO-120-EL-PY-0005
ROAD, PAVING AND PLANT FINISH GRADING LAYOUT & SECTIONS	BK-GCS-PEDCO-120-CV-PY-0005
STANDARD DETAILS FOR LADDER & SAFETY CAGE	BK-GNRAL-PEDCO-000-ST-DW-0009
ELECTRICAL EQUIPMENT ARRANGEMENT LAYOUT FOR BUILDING	BK-GCS-PEDCO-120-ST-EL-PY-0008
UNIT PLOT PLAN DRAWING	BK-GCS-PEDCO-120-PI-PY-0001
FOUNDATION DRAWING FOR GCS WAREHOUSE	BK-GCS-PEDCO-120-ST-DW-0083
STRUCTURAL DRAWING FOR GCS WAREHOUSE	BK-GCS-PEDCO-120-ST-DW-0084
CABLE TRENCH AND DUCT BANK LAYOUT	BK-GCS-PEDCO-120-CV-PY-0002

KEY PLAN

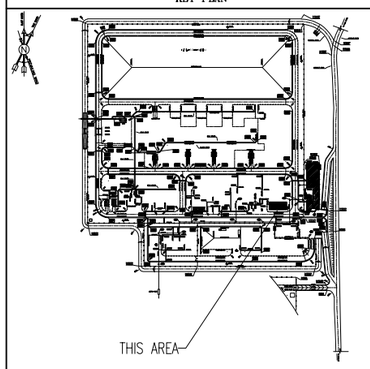

REV.	DATE	P.O.I.S	PREP.	CHK.	APP.	AUT.
D01	MAR.2024	IFA	R.BERLOUIE	M.FAKHARIAN	S.PARAMARZPOUR	**.**
D00	NOV.2023	IFC	R.BERLOUIE	M.FAKHARIAN	S.PARAMARZPOUR	**.**

REV.	DESCRIPTION	CHECKED BY	CHECKED DATE	REV. APPR. BY	REV. APPR. DATE
***	**********	**.**	***.****	**.**	***.****

PROJECT NAME: BINAK OILFIELD DEVELOPMENT/SURFACE FACILITIES GAS COMPRESSOR STATION

PROJECT NO.: 971020

EPC CONTRACTOR: HIRGAN ENERGY – DESIGN & INSPECTION COMPANIES

EPD/EPC CONTRACTOR (GC): PEDCO — PETROIRAN DEVELOPMENT COMPANY

DRAWING TITLE: ARCHITECTURAL DETAIL DRAWING FOR GCS WAREHOUSE DETAILS

SCALE	SIZE	DRAWING NO.	SHEET NO.	REV.
AS SHOWN	A1	BK-GCS-PEDCO-120-AR-DW-0012	07 OF 10	D01

اصل و کلیه نسخ این نقشه و حق اقتباس متعلق به شرکت ملی مناطق نفت خیز جنوب میباشد.

THE ORIGINAL AND ALL COPIES OF THIS DRAWING TOGETHER WITH THE COPYRIGHT THEREIN ARE THE SOLE PROPERTY OF N.I.S.O.C./ FIELDS

BINAK OILFIELD DEVELOPMENT
SURFACE FACILITIES
GAS COMPRESSOR STATION

DATE	SCALE	DRAWING BY	CHECKED BY	PROJECT ENG.

NO CONSTRUCTION PERMITTED UNLESS DRAWING APPROVED

APPROVED FOR CONSTRUCTION BY: DATE:

BUDGET REF.	LOCATION	SIZE	CLASS	SERIAL NO.	SHEET	REVISION
053-073-9184	F	4	B	709522	07 OF 10	D01

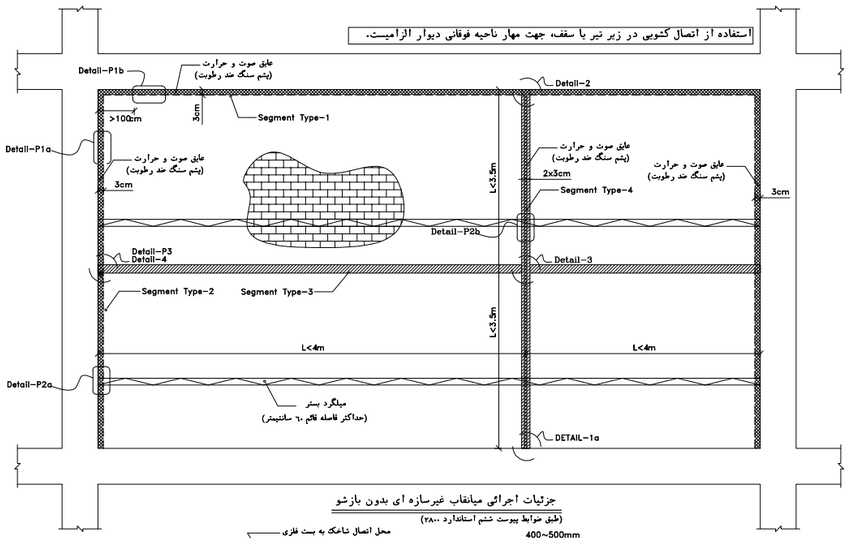

جزئیات اجرائی میانقاب غیرسازه ای بدون بازشو

(طبق ضوابط پیوست ششم استاندارد ۲۸۰۰)

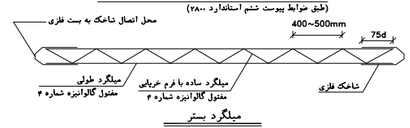

میلگرد بستر

(غریبی)

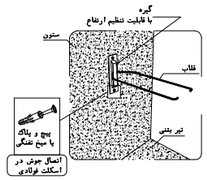

DETAIL-P2a

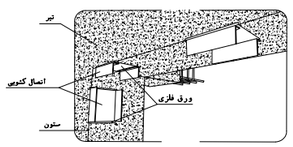

DETAIL-P1b

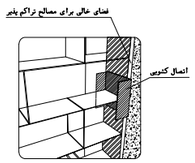

DETAIL-P1a

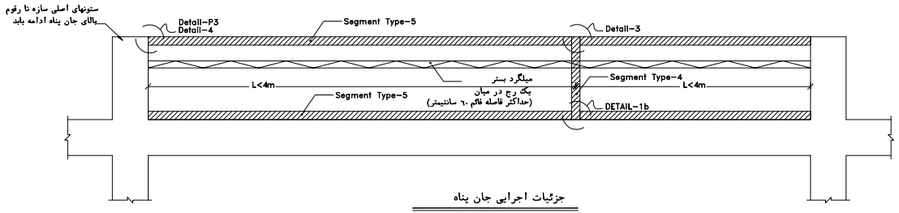

جزئیات اجرایی جان پناه

(طبق ضوابط پیوست ششم استاندارد ۲۸۰۰)

در صورتیکه ستونهای پیرامونی تا تراز جانپناه امتداد نیافته انده از Segment Type-4 در حداکثر فواصل4mاستفاده شود.

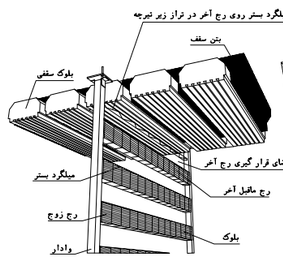

دیوار مسلح شده به میلگرد بستر(دیوارهای خارج از قاب)

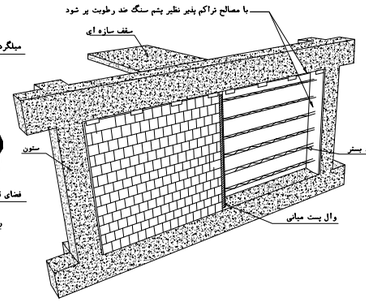

دیوار مسلح شده به میلگرد بستر(دیوار داخل قاب)

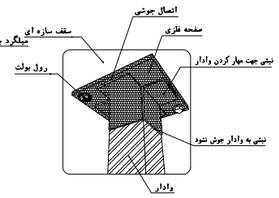

اتصال وادار انتهایی در دیوار های خارج از قاب

به صورت تلسکوپی

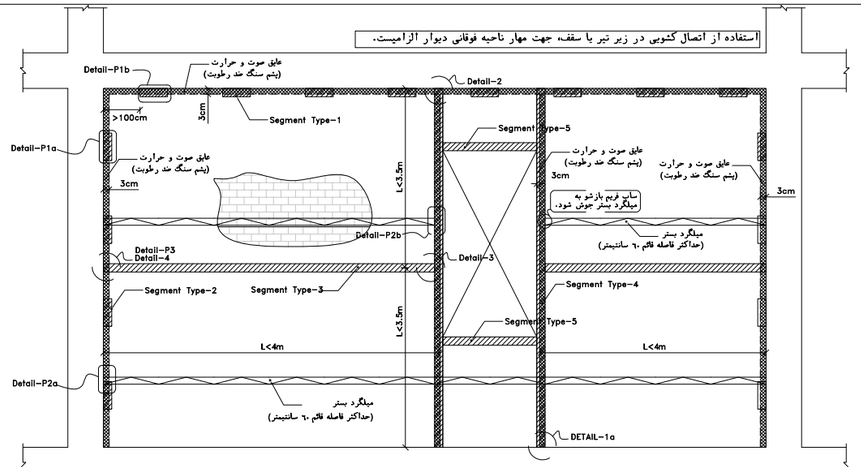

جزئیات اجرائی میانقاب غیرسازه ای دارای بازشو

(طبق ضوابط پیوست ششم استاندارد ۲۸۰۰)

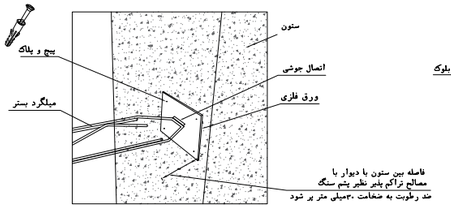

جزییات اتصال میلگرد بستر به ستون بتنی

det.6

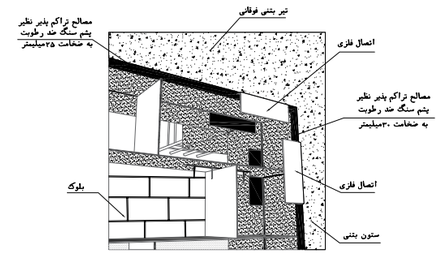

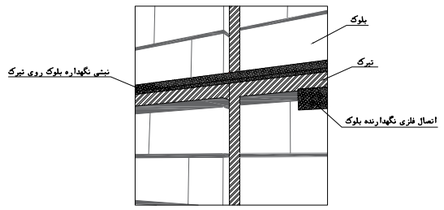

جزییات اتصال تیرک به وادار

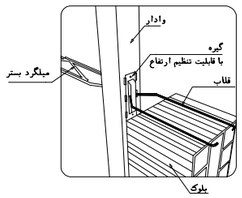

DETAIL-P2b

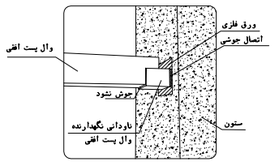

DETAIL-P3

NOTES

1. ALL DIMENSIONS ARE IN MILLIMETER & ALL ELEVATIONS ARE IN METER.
2. ALL DIMENSIONS AND ELEVATIONS SHALL BE CHECKED BY THE CONTRACTOR PRIOR TO CONSTRUCTION.
3. CONTRACTOR SHALL COMPARE ALL ARCHITECTURAL, MECHANICAL, ELECTRICAL, PIPING AND STRUCTURAL DRAWINGS AND IN CASE OF ANY CONFLICTS OR DISCREPANCY, INFORM THE ENGINEER.
4. ALL MATERIALS ARE SELECTED FROM THE HIGHEST QUALITY AND MUST BE APPROVED BY THE CLIENT.
5. ALL OPENINGS FOR PIPING/CABLING AND HVAC OPENINGS SHALL BE CONSIDERED AS PER RELATED DRAWINGS BEFORE CONSTRUCTION.
6. ARCHITECTURAL DETAIL DESIGN WILL BE REVISED BASED ON APPROVED STRUCTURAL DRAWINGS.
7. FINISH GRADING LEVEL (F.G.L.) : +11.00 (M.S.L.) = ±0.00 (LOCAL)

LEGEND

REINFORCED CONCRETE

BRICK WORK

CERAMIC TILE

TERRAZZO TILES – 30x30cm

GYPSUM BOARD 60x60 REMOVABLE SUSPENDED CEILING

PVC SUSPENDED CEILING

BRICK FACED

F.FL.	FINISHED FLOOR
T.O.WA	TOP OF WAIKWAY
T.O.P.	TOP OF PARAPET
T.O.FOU.	TOP OF FOUNDATION
M.D	METAL DOOR
T.O.R.	TOP OF ROOF
T.O.D.	TOP OF DOOR
B.O.Ca.	BOTTOM OF CAGE
T.O.Ca.	TOP OF CAGE
M.D.	METAL DOOR
F.G.L.	FINISH GRADING LEVEL
B.O.S.	BOTTOM OF SLEEVE
B.O.O.	BOTTOM OF OPENING
B.O.T.	BOTTOM OF TRENCH
T.O.S.	TOP OF SLAB
B.P.D.	BLAST PROOF DOOR

REFERENCE DRAWING	DRG. No.
STANDARD DRAWING FOR ARCHITECTURAL DETAILS	BK-GNRAL-PEDCO-000-AR-DW-0001
SITE SEWARAGE SYSTEM LAYOUT & DETAILS	BK-GCS-PEDCO-120-CV-PY-0001
AREA ELECTRICAL CABLE ROUTE & SECTION LAYOUT	BK-GCS-PEDCO-120-EL-PY-0005
ROAD, PAVING AND PLANT FINISH GRADING LAYOUT & SECTIONS	BK-GCS-PEDCO-120-CV-PY-0005
STANDARD DETAILS FOR LADDER & SAFETY CAGE	BK-GNRAL-PEDCO-000-ST-DW-0009
ELECTRICAL EQUIPMENT ARRANGEMENT LAYOUT FOR BUILDING	BK-GCS-PEDCO-120-ST-EL-PY-0008
UNIT PLOT PLAN DRAWING	BK-GCS-PEDCO-120-PI-PY-0001
FOUNDATION DRAWING FOR GCS WAREHOUSE	BK-GCS-PEDCO-120-ST-DW-0083
STRUCTURAL DRAWING FOR GCS WAREHOUSE	BK-GCS-PEDCO-120-ST-DW-0084
CABLE TRENCH AND DUCT BANK LAYOUT	BK-GCS-PEDCO-120-CV-PY-0002

KEY PLAN

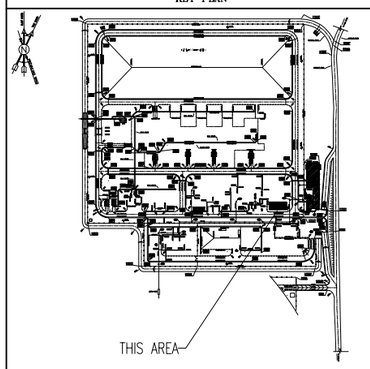

REV.	DATE	P.O.I.S	PREP.	CHK.	APP.	AUT.
D01	MAR.2024	IFA	R.BERLOUIE	M.FAKHARIAN	S.PARAMARZPOUR	**.**
D00	NOV.2023	IFC	R.BERLOUIE	M.FAKHARIAN	S.PARAMARZPOUR	**.**

REV.	DESCRIPTION	BY	DATE	BY	DATE
***	**********	**.**	***.****	**.**	***.****
		CHECKED		REV. APPR.	

PROJECT NAME: BINAK OILFIELD DEVELOPMENT/SURFACE FACILITIES GAS COMPRESSOR STATION

PROJECT NO.: 971020

EPC CONTRACTOR: HIRGAN ENERGY – DESIGN & INSPECTION COMPANIES

EPD/EPC CONTRACTOR (GC): PEDCO — PETROIRAN DEVELOPMENT COMPANY

DRAWING TITLE: ARCHITECTURAL DETAIL DRAWING FOR GCS WAREHOUSE DETAILS

SCALE	SIZE	DRAWING NO.	SHEET NO.	REV.
AS SHOWN	A1	BK-GCS-PEDCO-120-AR-DW-0012	08 OF 10	D01

اصل و کلیه نسخ این نقشه و حق اقتباس متعلق به شرکت ملی مناطق نفت خیز جنوب میباشد.

THE ORIGINAL AND ALL COPIES OF THIS DRAWING TOGETHER WITH THE COPYRIGHT THEREIN ARE THE SOLE PROPERTY OF N.I.S.O.C./ FIELDS

BINAK OILFIELD DEVELOPMENT
SURFACE FACILITIES
GAS COMPRESSOR STATION

DATE	SCALE	DRAWING BY	CHECKED BY	PROJECT ENG.

NO CONSTRUCTION PERMITTED UNLESS DRAWING APPROVED

APPROVED FOR CONSTRUCTION BY: DATE:

BUDGET REF.	LOCATION	SIZE	CLASS	SERIAL NO.	SHEET	REVISION
053-073-9184	F	4	B	709522	08 OF 10	D01

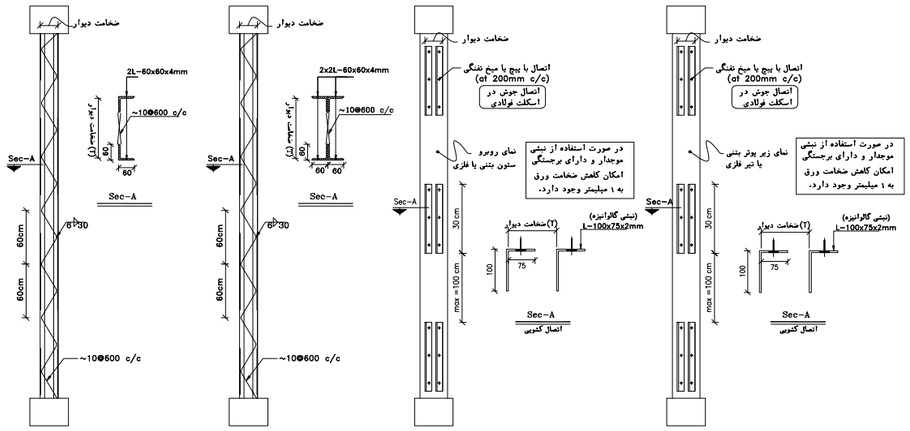

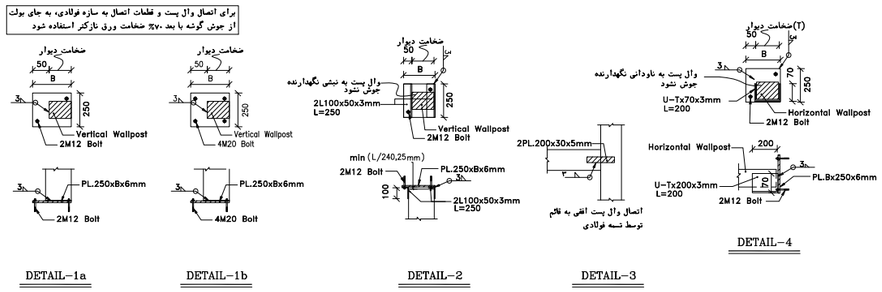

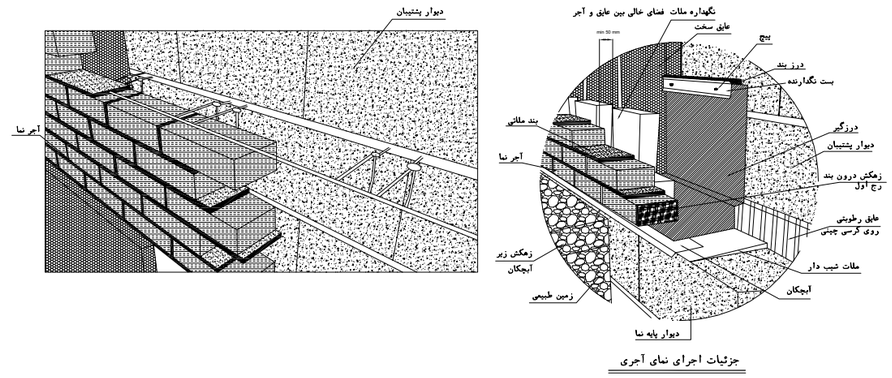

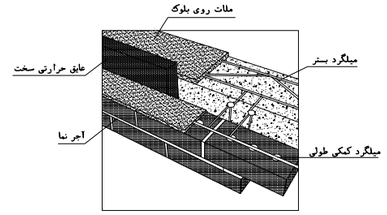

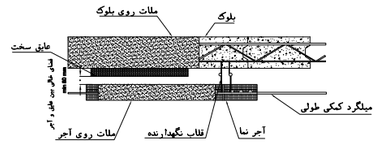

NOTES

1. ALL DIMENSIONS ARE IN MILLIMETER & ALL ELEVATIONS ARE IN METER.
2. ALL DIMENSIONS AND ELEVATIONS SHALL BE CHECKED BY THE CONTRACTOR PRIOR TO CONSTRUCTION.
3. CONTRACTOR SHALL COMPARE ALL ARCHITECTURAL, MECHANICAL, ELECTRICAL, PIPING AND STRUCTURAL DRAWINGS AND IN CASE OF ANY CONFLICTS OR DISCREPANCY, INFORM THE ENGINEER.
4. ALL MATERIALS ARE SELECTED FROM THE HIGHEST QUALITY AND MUST BE APPROVED BY THE CLIENT.
5. ALL OPENINGS FOR PIPING/CABLING AND HVAC OPENINGS SHALL BE CONSIDERED AS PER RELATED DRAWINGS BEFORE CONSTRUCTION.
6. ARCHITECTURAL DETAIL DESIGN WILL BE REVISED BASED ON APPROVED STRUCTURAL DRAWINGS.
7. FINISH GRADING LEVEL (F.G.L.) : +11.00 (M.S.L.) = ±0.00 (LOCAL)

LEGEND

REINFORCED CONCRETE

BRICK WORK

CERAMIC TILE

TERRAZZO TILES – 30x30cm

GYPSUM BOARD 60x60 REMOVABLE SUSPENDED CEILING

PVC SUSPENDED CEILING

BRICK FACED

F.FL.	FINISHED FLOOR
T.O.WA	TOP OF WAIKWAY
T.O.P.	TOP OF PARAPET
T.O.FOU.	TOP OF FOUNDATION
M.D	METAL DOOR
T.O.R.	TOP OF ROOF
T.O.D.	TOP OF DOOR
B.O.Ca.	BOTTOM OF CAGE
T.O.Ca.	TOP OF CAGE
M.D.	METAL DOOR
F.G.L.	FINISH GRADING LEVEL
B.O.S.	BOTTOM OF SLEEVE
B.O.O.	BOTTOM OF OPENING
B.O.T.	BOTTOM OF TRENCH
T.O.S.	TOP OF SLAB
B.P.D.	BLAST PROOF DOOR

REFERENCE DRAWING	DRG. No.
STANDARD DRAWING FOR ARCHITECTURAL DETAILS	BK-GNRAL-PEDCO-000-AR-DW-0001
SITE SEWARAGE SYSTEM LAYOUT & DETAILS	BK-GCS-PEDCO-120-CV-PY-0001
AREA ELECTRICAL CABLE ROUTE & SECTION LAYOUT	BK-GCS-PEDCO-120-EL-PY-0005
ROAD, PAVING AND PLANT FINISH GRADING LAYOUT & SECTIONS	BK-GCS-PEDCO-120-CV-PY-0005
STANDARD DETAILS FOR LADDER & SAFETY CAGE	BK-GNRAL-PEDCO-000-ST-DW-0009
ELECTRICAL EQUIPMENT ARRANGEMENT LAYOUT FOR BUILDING	BK-GCS-PEDCO-120-ST-EL-PY-0008
UNIT PLOT PLAN DRAWING	BK-GCS-PEDCO-120-PI-PY-0001
FOUNDATION DRAWING FOR GCS WAREHOUSE	BK-GCS-PEDCO-120-ST-DW-0083
STRUCTURAL DRAWING FOR GCS WAREHOUSE	BK-GCS-PEDCO-120-ST-DW-0084
CABLE TRENCH AND DUCT BANK LAYOUT	BK-GCS-PEDCO-120-CV-PY-0002

KEY PLAN

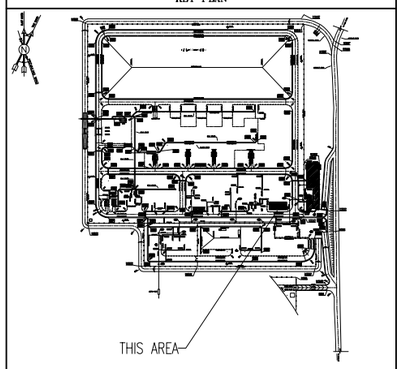

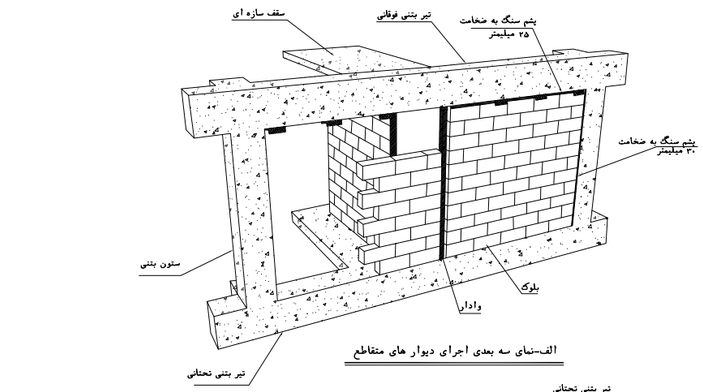

الف-نمای سه بعدی اجرای دیوار های متقاطع

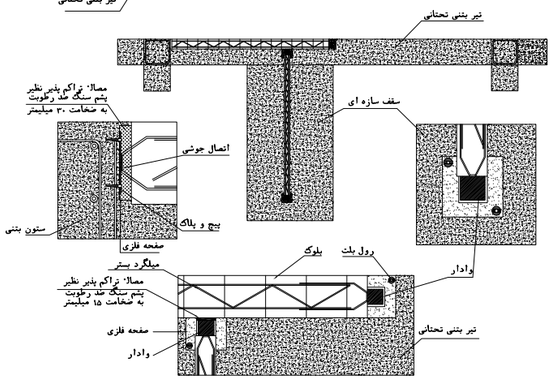

ب - اجرای دیوار متقاطع از پلان

اجرای دیوار های متقاطع و نحوه اجرای وادار در محل اتصال دو دیوار

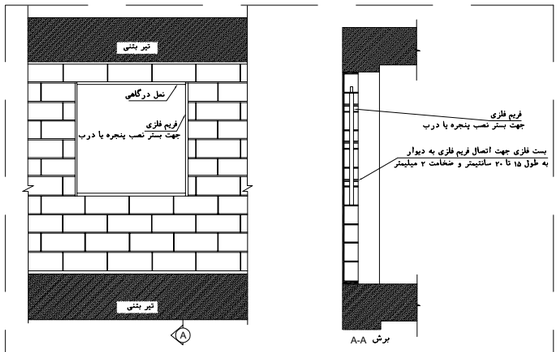

جزئیات اجرایی نصب فریم فلزی جهت بستر نصب در و پنجره

نحوه اجرای فریم و نعل درگاه در اطراف باز شو

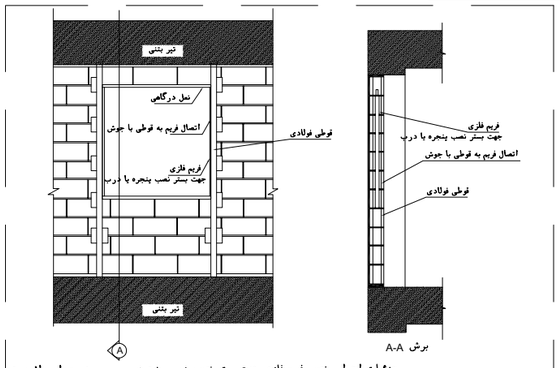

جزئیات اجرایی نصب فریم فلزی جهت بستر نصب در و پنجره -در جوار وال پست

نحوه اجرای وادار در دو طرف بازشو در صورت نیاز

							***	**********	**.**	***.****	**.**	***.****
D01	MAR.2024	IFA	R.BERLOUIE	M.FAKHARIAN	S.PARAMARZPOUR	**.**	REV.	DESCRIPTION	BY	DATE	BY	DATE
D00	NOV.2023	IFC	R.BERLOUIE	M.FAKHARIAN	S.PARAMARZPOUR	**.**			CHECKED		REV. APPR.	
REV.	DATE	P.O.I.S	PREP.	CHK.	APP.	AUT.						

اصل و کلیه نسخ این نقشه و حق اقتباس متعلق به شرکت ملی مناطق نفت خیز جنوب میباشد.

THE ORIGINAL AND ALL COPIES OF THIS DRAWING TOGETHER WITH THE COPYRIGHT THEREIN ARE THE SOLE PROPERTY OF N.I.S.O.C./ FIELDS

PROJECT NAME: BINAK OILFIELD DEVELOPMENT/SURFACE FACILITIES GAS COMPRESSOR STATION

PROJECT NO.: 971020

EPC CONTRACTOR: HIRGAN ENERGY – DESIGN & INSPECTION COMPANIES

EPD/EPC CONTRACTOR (GC): PEDCO — PETROIRAN DEVELOPMENT COMPANY

BINAK OILFIELD DEVELOPMENT
SURFACE FACILITIES
GAS COMPRESSOR STATION

DATE	SCALE	DRAWING BY	CHECKED BY	PROJECT ENG.

DRAWING TITLE: ARCHITECTURAL DETAIL DRAWING FOR GCS WAREHOUSE
DETAILS

NO CONSTRUCTION PERMITTED UNLESS DRAWING APPROVED

APPROVED FOR CONSTRUCTION BY: DATE:

SCALE	SIZE	DRAWING NO.	SHEET NO.	REV.
AS SHOWN	A1	BK-GCS-PEDCO-120-AR-DW-0012	09 OF 10	D01

BUDGET REF.	LOCATION	SIZE	CLASS	SERIAL NO.	SHEET	REVISION
053-073-9184	F	4	B	709522	09 OF 10	D01

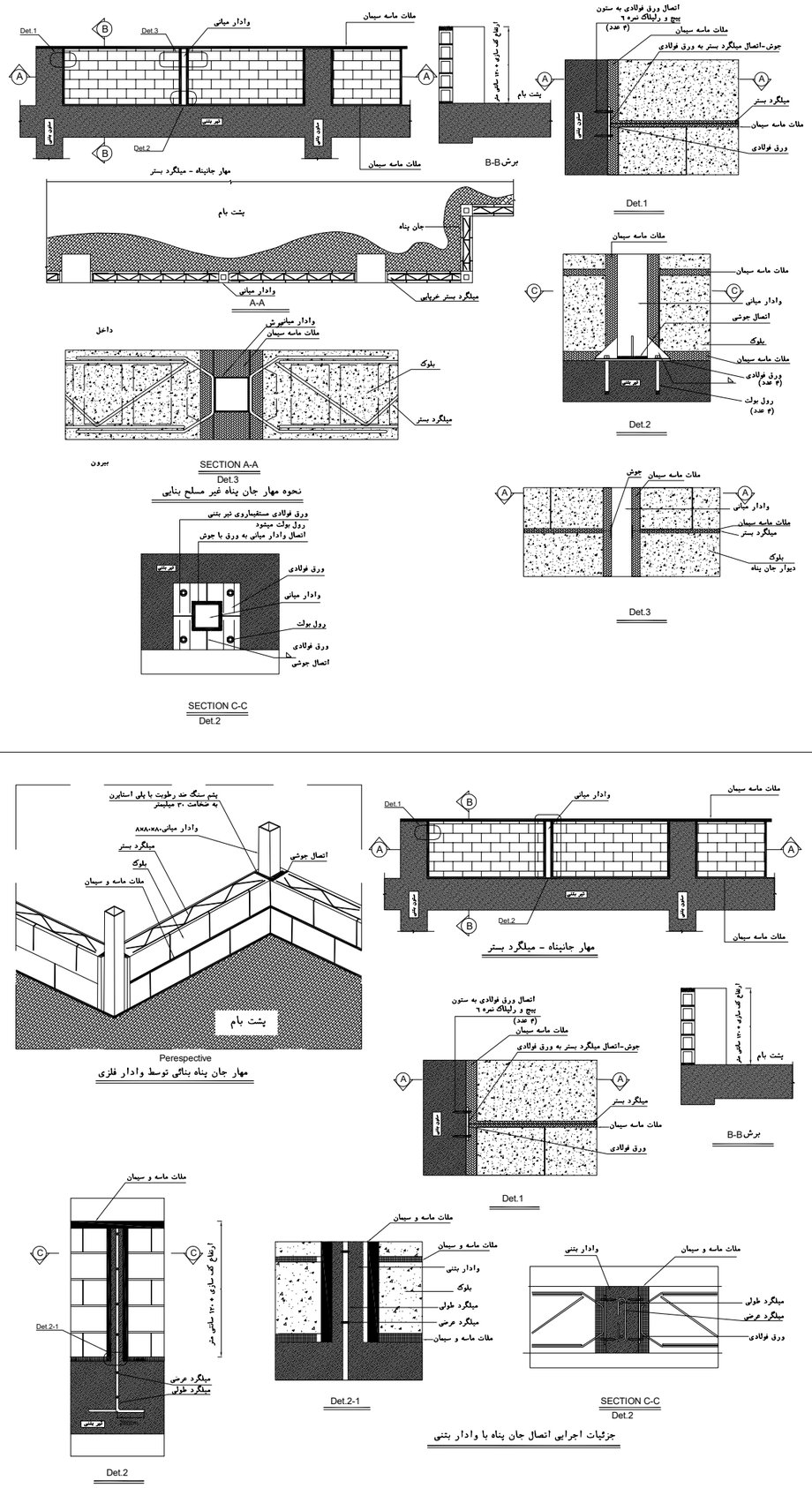

جزئیات اجرایی اتصال جان پناه با وادار بتنی

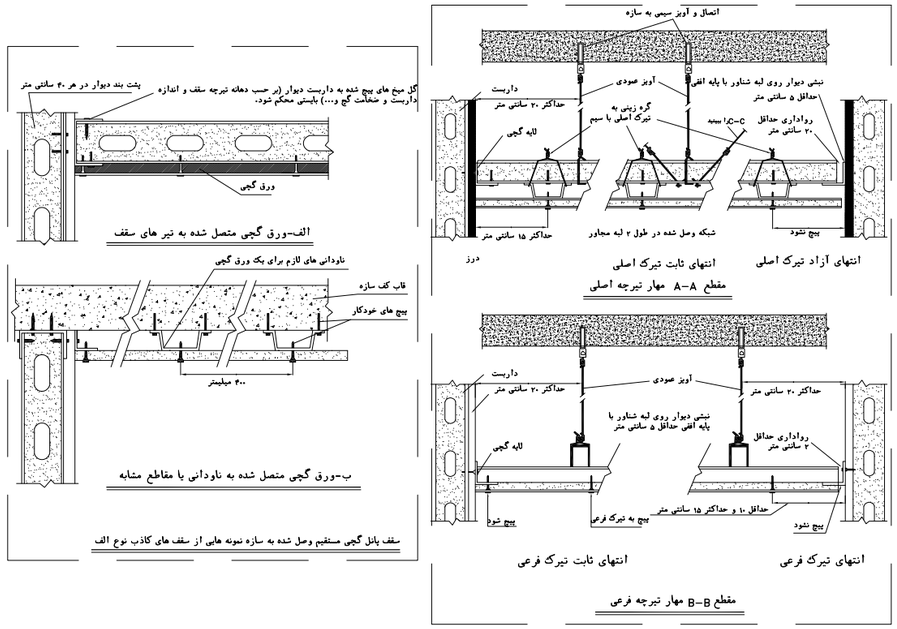

NOTES

1. ALL DIMENSIONS ARE IN MILLIMETER & ALL ELEVATIONS ARE IN METER.
2. ALL DIMENSIONS AND ELEVATIONS SHALL BE CHECKED BY THE CONTRACTOR PRIOR TO CONSTRUCTION.
3. CONTRACTOR SHALL COMPARE ALL ARCHITECTURAL, MECHANICAL, ELECTRICAL, PIPING AND STRUCTURAL DRAWINGS AND IN CASE OF ANY CONFLICTS OR DISCREPANCY, INFORM THE ENGINEER.
4. ALL MATERIALS ARE SELECTED FROM THE HIGHEST QUALITY AND MUST BE APPROVED BY THE CLIENT.
5. ALL OPENINGS FOR PIPING/CABLING AND HVAC OPENINGS SHALL BE CONSIDERED AS PER RELATED DRAWINGS BEFORE CONSTRUCTION.
6. ARCHITECTURAL DETAIL DESIGN WILL BE REVISED BASED ON APPROVED STRUCTURAL DRAWINGS.
7. FINISH GRADING LEVEL (F.G.L.) : +11.00 (M.S.L.) = ±0.00 (LOCAL)

LEGEND

REINFORCED CONCRETE

BRICK WORK

CERAMIC TILE

TERRAZZO TILES – 30x30cm

GYPSUM BOARD 60x60 REMOVABLE SUSPENDED CEILING

PVC SUSPENDED CEILING

BRICK FACED

F.FL.	FINISHED FLOOR
T.O.WA	TOP OF WAIKWAY
T.O.P.	TOP OF PARAPET
T.O.FOU.	TOP OF FOUNDATION
M.D	METAL DOOR
T.O.R.	TOP OF ROOF
T.O.D.	TOP OF DOOR
B.O.Ca.	BOTTOM OF CAGE
T.O.Ca.	TOP OF CAGE
M.D.	METAL DOOR
F.G.L.	FINISH GRADING LEVEL
B.O.S.	BOTTOM OF SLEEVE
B.O.O.	BOTTOM OF OPENING
B.O.T.	BOTTOM OF TRENCH
T.O.S.	TOP OF SLAB
B.P.D.	BLAST PROOF DOOR

REFERENCE DRAWING	DRG. No.
STANDARD DRAWING FOR ARCHITECTURAL DETAILS	BK-GNRAL-PEDCO-000-AR-DW-0001
SITE SEWARAGE SYSTEM LAYOUT & DETAILS	BK-GCS-PEDCO-120-CV-PY-0001
AREA ELECTRICAL CABLE ROUTE & SECTION LAYOUT	BK-GCS-PEDCO-120-EL-PY-0005
ROAD, PAVING AND PLANT FINISH GRADING LAYOUT & SECTIONS	BK-GCS-PEDCO-120-CV-PY-0005
STANDARD DETAILS FOR LADDER & SAFETY CAGE	BK-GNRAL-PEDCO-000-ST-DW-0009
ELECTRICAL EQUIPMENT ARRANGEMENT LAYOUT FOR BUILDING	BK-GCS-PEDCO-120-ST-EL-PY-0008
UNIT PLOT PLAN DRAWING	BK-GCS-PEDCO-120-PI-PY-0001
FOUNDATION DRAWING FOR GCS WAREHOUSE	BK-GCS-PEDCO-120-ST-DW-0083
STRUCTURAL DRAWING FOR GCS WAREHOUSE	BK-GCS-PEDCO-120-ST-DW-0084
CABLE TRENCH AND DUCT BANK LAYOUT	BK-GCS-PEDCO-120-CV-PY-0002

KEY PLAN

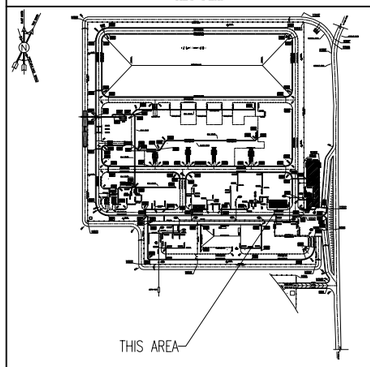

REV.	DATE	P.O.I.S	PREP.	CHK.	APP.	AUT.
D01	MAR.2024	IFA	R.BERLOUIE	M.FAKHARIAN	S.PARAMARZEPOUR	**.**
D00	NOV.2023	IFC	R.BERLOUIE	M.FAKHARIAN	S.PARAMARZEPOUR	**.**

REV.	DESCRIPTION	BY	DATE	BY	DATE
		CHECKED		REV. APPR.	
***	**********	**.**	***.****	**.**	***.****

PROJECT NAME: BINAK OILFIELD DEVELOPMENT/SURFACE FACILITIES GAS COMPRESSOR STATION

PROJECT NO.: 971020

EPC CONTRACTOR: HIRGAN ENERGY – DESIGN & INSPECTION COMPANIES

EPD/EPC CONTRACTOR (GC): PETROIRAN DEVELOPMENT COMPANY (PEDCO)

DRAWING TITLE: ARCHITECTURAL DETAIL DRAWING FOR GCS WAREHOUSE
DETAILS

SCALE	SIZE	DRAWING NO.	SHEET NO.	REV.
AS SHOWN	A1	BK-GCS-PEDCO-120-AR-DW-0012	10 OF 10	D01

اصل و کلیه نسخ این نقشه و حق اقتباس متعلق به شرکت ملی مناطق نفت خیز جنوب میباشد.
THE ORIGINAL AND ALL COPIES OF THIS DRAWING TOGETHER WITH THE COPYRIGHT THEREIN ARE THE SOLE PROPERTY OF
N.I.S.O.C./ FIELDS

BINAK OILFIELD DEVELOPMENT
SURFACE FACILITIES
GAS COMPRESSOR STATION

DATE	SCALE	DRAWING BY	CHECKED BY	PROJECT ENG.

NO CONSTRUCTION PERMITTED UNLESS DRAWING APPROVED

APPROVED FOR CONSTRUCTION BY: DATE:

BUDGET REF.	LOCATION	SIZE	CLASS	SERIAL NO.	SHEET	REVISION
053-073-9184	F	4	B	709522	10 OF 10	D01