DOCUMENT TITLE:

F&G LOCATION LAYOUT FOR BUILDINGS

NOTES

LEGEND

REFERENCE DRAWING	DRG. No.
ARCHITECTURAL DETAIL DRAWING FOR EXTENSION OF EXISTING CONTROL BUILDING	BK-GCS-PEDCO-120-AR-DW-0011
ARCHITECTURAL DETAIL DRAWING FOR EXTENSION OF EXISTING ELECT. BUILDING	BK-GCS-PEDCO-120-AR-DW-0002

KEY PLAN

REV.	DATE	P.O.I.S	PREP.	CHK.	APP.	AUT.
D03	NOV.2024	AFC	P.HAJISADEGHI	M.FAKHARIAN	M.SADEGHIAN	**.**
D02	OCT.2023	IFA	P.HAJISADEGHI	M.FAKHARIAN	S.FARAMARZPOUR	**.**
D01	OCT.2022	IFA	P.HAJISADEGHI	M.FAKHARIAN	SH.GHALIKAR	**.**
D00	APR.2022	IFC	P.HAJISADEGHI	M.FAKHARIAN	SH.GHALIKAR	**.**

REV.	DESCRIPTION	BY	DATE	BY	DATE
		CHECKED		REV. APPR.	
***	**********	**.**	***.****	**.**	***.****

PROJECT NAME: BINAK OILFIELD DEVELOPMENT SURFACE WORK PACKAGES GAS COMPRESSOR STATION

PROJECT NO.: 971020

EPC CONTRACTOR: HIRGAN ENERGY — JOINT VENTURE OF: HIRGAN ENERGY AND DESIGN & INSPECTION COMPANIES

EPC/EPD CONTRACTOR: PETROIRAN DEVELOPMENT COMPANY (PEDCO)

اصل و کلیه نسخ این نقشه و حق اقتباس متعلق به شرکت ملی مناطق نفت خیز جنوب میباشد.

THE ORIGINAL AND ALL COPIES OF THIS DRAWING TOGETHER WITH THE COPYRIGHT THEREIN ARE THE SOLE PROPERTY OF N.I.S.O.C./ FIELDS

BINAK OILFIELD DEVELOPMENT
SURFACE WORK PACKAGES
GAS COMPRESSOR STATION

DATE	SCALE	DRAWING BY	CHECKED BY	PROJECT ENG.

NO CONSTRUCTION PERMITTED UNLESS DRAWING APPROVED

APPROVED FOR CONSTRUCTION BY: DATE:

(VENDOR TITLE BLOCK)**

DRAWING TITLE: F&G Location Layout For Buildings

SCALE	SIZE	DRAWING NO.	SHEET NO.	REV.
–	A3	BK-GCS-PEDCO-120-IN-PY-0006	01 OF 07	D03

BUDGET REF.	LOCATION	SIZE	CLASS	SERIAL NO.	SHEET	REVISION
0-53-073-9184	F	2	J	708961	01 OF 07	D03

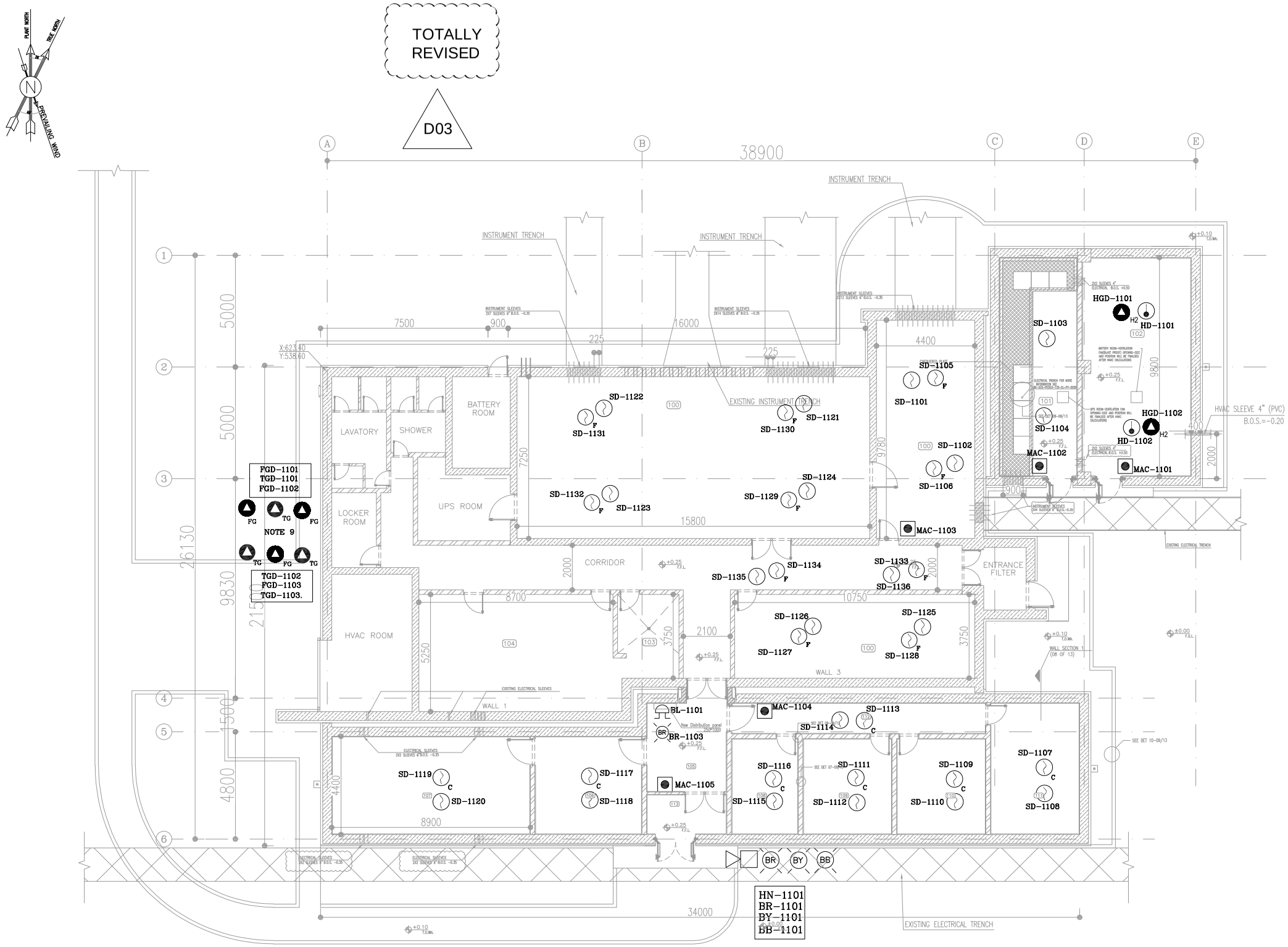

SC.1:2000

GENERAL PLAN OF EXTENSION OF EXISTING CONTROL. BUILDING

NOTES

1. ALL DIMENSIONS ARE IN CENTIMETER.
2. EQUIPMENT SHALL BE MOUNTED ON 2" PIPE(IF REQUIRED).
3. HORN/BEACON SHALL BE MOUNTED AS MINIMUM AT HEIGHT 2m ABOVE FINISHED LEVEL.
4. 2 DIFFERENT TONES TO BE SELECTED FOR HORN AND BEACON ONE FOR FLAMMABLE/ TOXIC GAS DETECTION LOW ALARM(NON-CONTINUOUS) AND ONE FOR FIRE DETECTION/FLAMMABLE & TOXIC GAS DETECTION HIGH ALARM (CONTINUOUS).
5. 3 DIFFERENT COLORS TO BE SELECTED FOR LIGHTS OF BEACONS:

   RED FOR FIRE DETECTION

   BLUE FOR TOXIC GAS DETECTION

   YELLOW FOR FLAMMABLE GAS DETECTION
6. MACs SHALL BE WALL MOUNTED AT HEIGHT OF 1.4m ABOVE FINISHED LEVEL.
7. SMOKE DETECTORS AND HYDROGEN GAS DETECTORS SHALL BE INSTALLED ON CEILING.
8. ALL INSTALLATION ELEVATION SHALL BE ADJUSTED AT SITE.
9. FGDS & TGDS HAD BEEN CONSIDERED FOR CONTROL BUILDING HVAC'S AIR INTAKE AND MOUNTED ON SHELTER.
10. BELL SHALL BE INSTALLED ON WALL.
11. VENDOR SHALL PROVIDED AN VISIBLE ALARM INDICATOR LAMP ON CEILING FOR EACH DETECTOR THAT WILL BE INSTALLED ON FALSE CEILING OR FALSE FLOOR.
12. THE COVERAGE AREA OF A SMOKE DETECTOR IS A CIRCLE WITH A 6.5 METER RADIUS.
13. THE COVERAGE AREA OF A HEAT DETECTOR IS A CIRCLE WITH A 5 METER RADIUS.

LEGEND

- SMOKE DETECTOR
- MANUAL CALL POINT
- H2 GAS DETECTOR
- SMOKE DETECTOR(FOR FALSE FLOOR)
- SMOKE DETECTOR(FOR FALSE CEILING)
- FLAMMABLE GAS DETECTOR
- TOXIC GAS DETECTOR
- HEAT DETECTOR
- RED BEACON
- YELLOW BEACON
- BLUE BEACON
- HORN
- BELL

100	CONTROL ROOM NOTE
101	UPS
102	BATTERY ROOM
103	PANTRY
104	DINING ROOM
105	ENTRANCE
106	MANAGEMENT ROOM
107	CONFERENCE ROOM
108	ARCHIVE
109	LOCKER
110	PRAYER ROOM
111	STORE
112	CORRIDOR
113	AIR LOCK

ITEM	DESCRIPTION	QTY.	INSTALLATION ELEVATION
1	MANUAL CALL POINT (MAC)	4	1.4 m
2	MANUAL CALL POINT (MAC) EEXD, IIC, ZONE1	1	1.4 m
3	SMOKE DETECTOR (SD)	19	ON CEILING
4	SMOKE DETECTOR (SD)	10	ON FALSE FLOOR
5	SMOKE DETECTOR (SD)	7	ON FALSE CEILING
6	FLAMMABLE GAS DETECTOR (FGD), IP65,OUTDOOR	3	NEAR AIR INTAKE
7	TOXIC GAS DETECTOR (TGD), IP65,OUTDOOR	3	NEAR AIR INTAKE
8	HEAT DETECTOR EEXD, IIC, ZONE1	2	ON CEILING
9	H2 GAS DETECTOR (HGD) EEXD, IIC, ZONE1	2	ON CEILING
10	BEACON (BR/BB/BY) IP65 , OUTDOOR	RED:1 BLUE:1 YELLOW:1	3 m
11	HORN IP65, OUTDOOR	1	3 m
12	BELL , INDOOR	1	2 m
13	BEACON , RED, INDOOR	1	2 m

REFERENCE DRAWING	DRG. No.
ARCHITECTURAL DETAIL DRAWING FOR EXTENSION OF EXISTING CONTROL BUILDING	BK-GCS-PEDCO-120-AR-DW-0011
ARCHITECTURAL DETAIL DRAWING FOR EXTENSION OF EXISTING ELECT. BUILDING	BK-GCS-PEDCO-120-AR-DW-0002

KEY PLAN

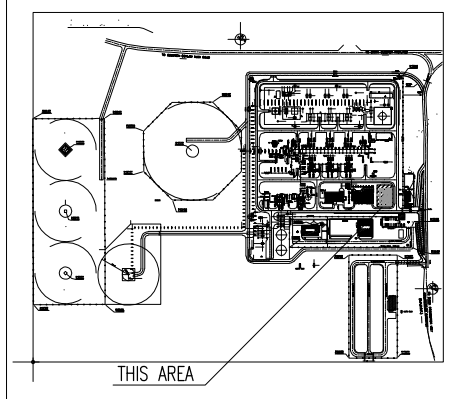

REV.	DATE	P.O.I.S	PREP.	CHK.	APP.	AUT.
D03	NOV.2024	AFC	P.HAJISADEGHI	M.FAKHARIAN	M.SADEGHIAN	**.**
D02	OCT.2023	IFA	P.HAJISADEGHI	M.FAKHARIAN	S.FARAMARZPOUR	**.**
D01	OCT.2022	IFA	P.HAJISADEGHI	M.FAKHARIAN	SH.GHALIKAR	**.**
D00	APR.2022	IFC	P.HAJISADEGHI	M.FAKHARIAN	SH.GHALIKAR	**.**

REV.	DESCRIPTION	BY	DATE	BY	DATE
		CHECKED		REV. APPR.	
***	**********	**.**	***.****	**.**	***.****

PROJECT NAME: BINAK OILFIELD DEVELOPMENT SURFACE WORK PACKAGES GAS COMPRESSOR STATION

PROJECT NO.: 971020

EPC CONTRACTOR: HIRGAN ENERGY — JOINT VENTURE OF: HIRGAN ENERGY AND DESIGN & INSPECTION COMPANIES

EPC/EPD CONTRACTOR: PETROIRAN DEVELOPMENT COMPANY (PEDCO)

اصل و کلیه نسخ این نقشه و حق اقتباس متعلق به شرکت ملی مناطق نفت خیز جنوب میباشد.

THE ORIGINAL AND ALL COPIES OF THIS DRAWING TOGETHER WITH THE COPYRIGHT THEREIN ARE THE SOLE PROPERTY OF N.I.S.O.C./ FIELDS

BINAK OILFIELD DEVELOPMENT
SURFACE WORK PACKAGES
GAS COMPRESSOR STATION

DATE	SCALE	DRAWING BY	CHECKED BY	PROJECT ENG.

NO CONSTRUCTION PERMITTED UNLESS DRAWING APPROVED

APPROVED FOR CONSTRUCTION BY: DATE:

(VENDOR TITLE BLOCK)**

DRAWING TITLE: F&G Location Layout For Buildings

SCALE	SIZE	DRAWING NO.	SHEET NO.	REV.	BUDGET REF.	LOCATION	SIZE	CLASS	SERIAL NO.	SHEET	REVISION
–	A3	BK-GCS-PEDCO-120-IN-PY-0006	02 OF 07	D03	0-53-073-9184	F	2	J	708961	02 OF 07	D03

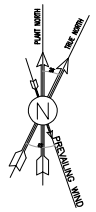

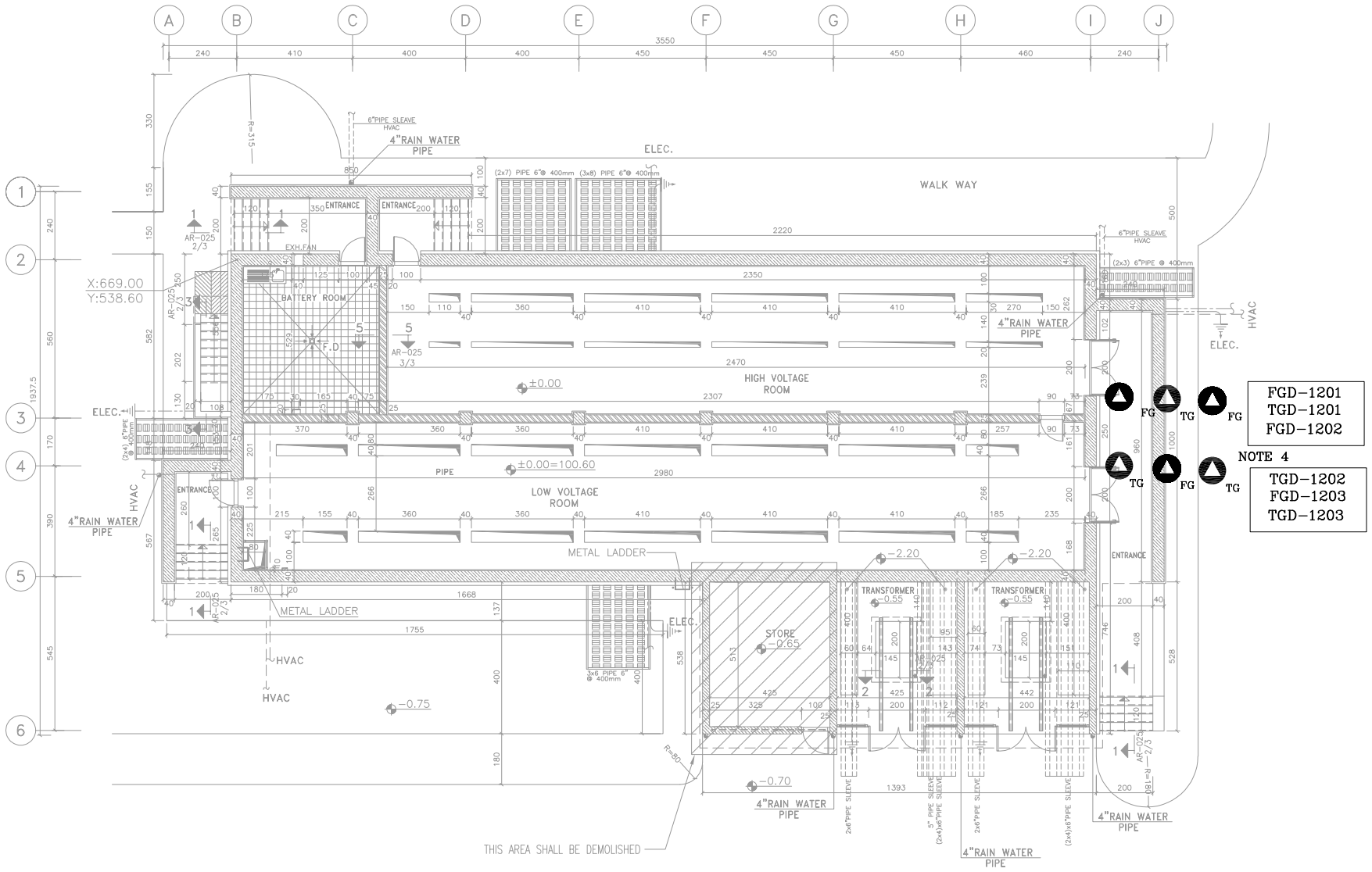

SC.1:200 GENERAL PLAN OF EXTENSION OF EXISTING ELECT. BUILDING

ITEM	DESCRIPTION	QTY.	INSTALLATION ELEVATION
1	FLAMMABLE GAS DETECTOR (FGD), IP65,OUTDOOR	3	NEAR AIR INTAKE
2	TOXIC GAS DETECTOR (TGD), IP65,OUTDOOR	3	NEAR AIR INTAKE

NOTES

1. ALL DIMENSIONS ARE IN CENTIMETER.
2. EQUIPMENT SHALL BE MOUNTED ON 2" PIPE(IF REQUIRED).
3. ALL INSTALLATION ELEVATION SHALL BE ADJUSTED AT SITE.
4. FGDS & TGDS SHALL BE INSTALLED NEAR HVAC'S AIR INTAKES OF EXISTING AIR HANDELING UNIT LOCATED ON BUILDING CEILING.

LEGEND

FG — FLAMMABLE GAS DETECTOR

TG — TOXIC GAS DETECTOR

REFERENCE DRAWING	DRG. No.
ARCHITECTURAL DETAIL DRAWING FOR EXTENSION OF EXISTING CONTROL BUILDING	BK-GCS-PEDCO-120-AR-DW-0011
ARCHITECTURAL DETAIL DRAWING FOR EXTENSION OF EXISTING ELECT. BUILDING	BK-GCS-PEDCO-120-AR-DW-0002

KEY PLAN

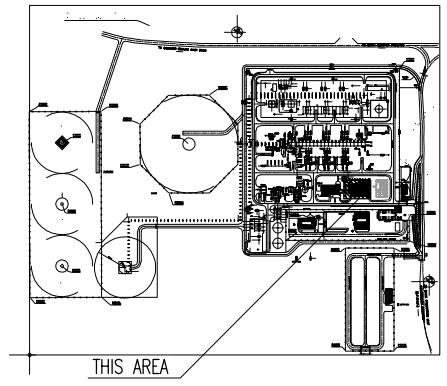

REV.	DATE	P.O.I.S	PREP.	CHK.	APP.	AUT.
D03	NOV.2024	AFC	P.HAJISADEGHI	M.FAKHARIAN	M.SADEGHIAN	**.**
D02	OCT.2023	IFA	P.HAJISADEGHI	M.FAKHARIAN	S.FARAMARZPOUR	**.**
D01	OCT.2022	IFA	P.HAJISADEGHI	M.FAKHARIAN	SH.GHALIKAR	**.**
D00	APR.2022	IFC	P.HAJISADEGHI	M.FAKHARIAN	SH.GHALIKAR	**.**

REV.	DESCRIPTION	BY	DATE	BY	DATE
		CHECKED		REV. APPR.	
***	**********	**.**	***.****	**.**	***.****

PROJECT NAME: BINAK OILFIELD DEVELOPMENT SURFACE WORK PACKAGES GAS COMPRESSOR STATION

PROJECT NO.: 971020

اصل و کلیه نسخ این نقشه و حق اقتباس متعلق به شرکت ملی مناطق نفت خیز جنوب میباشد.

THE ORIGINAL AND ALL COPIES OF THIS DRAWING TOGETHER WITH THE COPYRIGHT THEREIN ARE THE SOLE PROPERTY OF N.I.S.O.C./ FIELDS

EPC CONTRACTOR: HIRGAN ENERGY — JOINT VENTURE OF: HIRGAN ENERGY AND DESIGN & INSPECTION COMPANIES

EPC/EPD CONTRACTOR: PETROIRAN DEVELOPMENT COMPANY — PEDCO

BINAK OILFIELD DEVELOPMENT
SURFACE WORK PACKAGES
GAS COMPRESSOR STATION

DATE	SCALE	DRAWING BY	CHECKED BY	PROJECT ENG.

NO CONSTRUCTION PERMITTED UNLESS DRAWING APPROVED

APPROVED FOR CONSTRUCTION | BY: | DATE:

(VENDOR TITLE BLOCK)**

DRAWING TITLE: F&G LOCATION LAYOUT FOR BUILDINGS

SCALE	SIZE	DRAWING NO.	SHEET NO.	REV.	BUDGET REF.	LOCATION	SIZE	CLASS	SERIAL NO.	SHEET	REVISION
–	A3	BK-GCS-PEDCO-120-IN-PY-0006	03 OF 07	D03	0-53-073-9184	F	2	J	708961	03 OF 07	D03

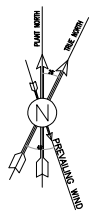

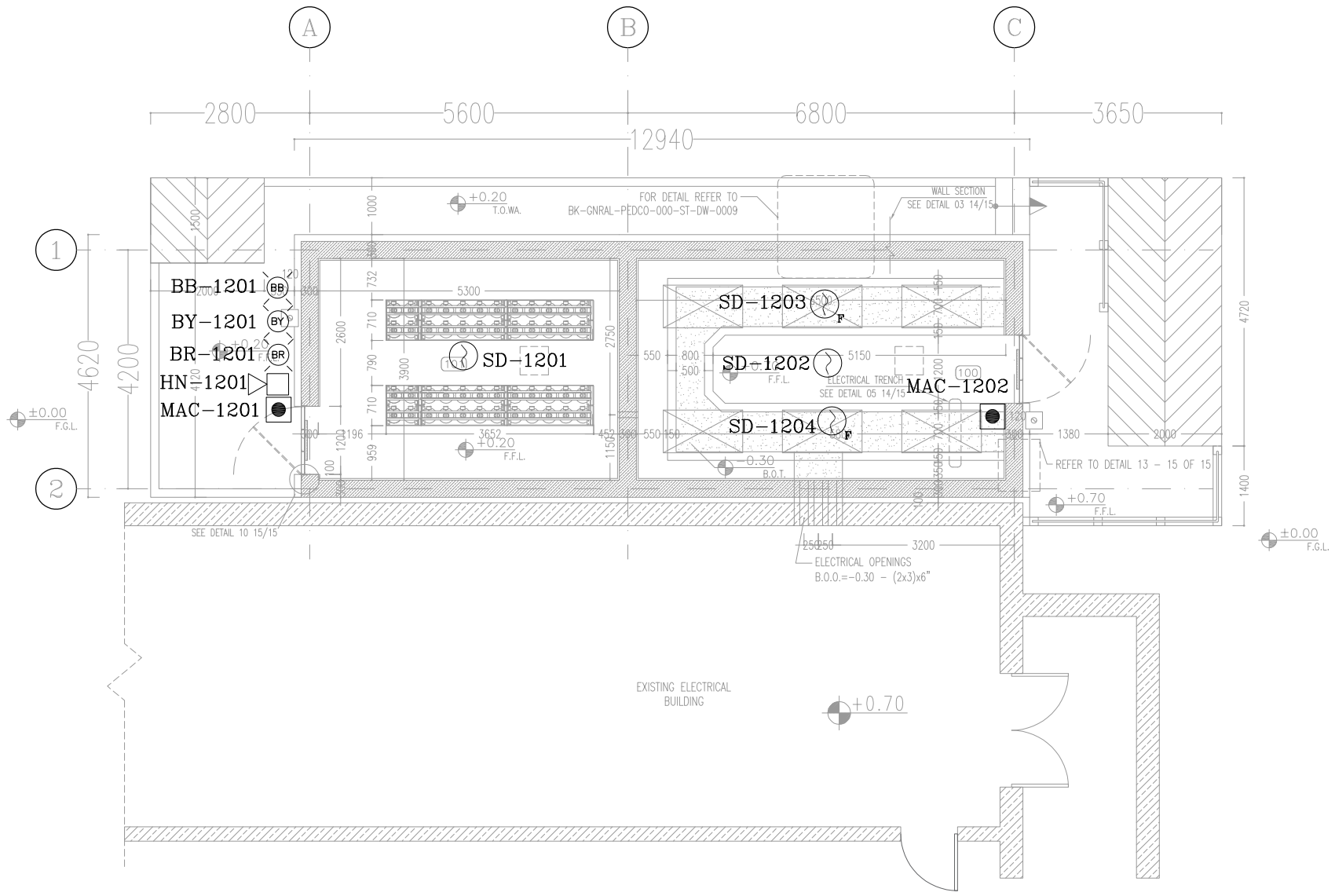

SC.1:1000

CAPACITOR BANK AND CO2 ROOM PLAN OF EXTENSION OF EXISTING ELECT. BUILDING

NOTES

1. ALL DIMENSIONS ARE IN CENTIMETER.
2. EQUIPMENT SHALL BE MOUNTED ON 2" PIPE(IF REQUIRED).
3. HORN/BEACON SHALL BE MOUNTED AS MINIMUM AT HEIGHT 2m ABOVE FINISHED LEVEL.
4. 2 DIFFERENT TONES TO BE SELECTED FOR HORN AND BEACON ONE FOR FLAMMABLE/ TOXIC GAS DETECTION LOW ALARM(NON-CONTINUOUS) AND ONE FOR FIRE DETECTION/FLAMMABLE & TOXIC GAS DETECTION HIGH ALARM (CONTINUOUS).
5. 3 DIFFERENT COLORS TO BE SELECTED FOR LIGHTS OF BEACONS:

   RED FOR FIRE DETECTION

   BLUE FOR TOXIC GAS DETECTION

   YELLOW FOR FLAMMABLE GAS DETECTION
6. MACs SHALL BE WALL MOUNTED AT HEIGHT OF 1.4m ABOVE FINISHED LEVEL.
7. SMOKE DETECTORS AND HYDROGEN GAS DETECTORS SHALL BE INSTALLED ON CEILING.
8. ALL INSTALLATION ELEVATION SHALL BE ADJUSTED AT SITE.
9. VENDOR SHALL PROVIDED AN VISIBLE ALARM INDICATOR LAMP ON CEILING FOR EACH DETECTOR THAT WILL BE INSTALLED ON FALSE CEILING OR FALSE FLOOR.
10. THE COVERAGE AREA OF A SMOKE DETECTOR IS A CIRCLE WITH A 6.5 METER RADIUS.
11. THE COVERAGE AREA OF A HEAT DETECTOR IS A CIRCLE WITH A 5 METER RADIUS.

LEGEND

- SMOKE DETECTOR
- MANUAL CALL POINT
- SMOKE DETECTOR(FOR FALSE FLOOR)
- RED BEACON
- YELLOW BEACON
- BLUE BEACON
- HORN

REFERENCE DRAWING	DRG. No.
ARCHITECTURAL DETAIL DRAWING FOR EXTENSION OF EXISTING CONTROL BUILDING	BK-GCS-PEDCO-120-AR-DW-0011
ARCHITECTURAL DETAIL DRAWING FOR EXTENSION OF EXISTING ELECT. BUILDING	BK-GCS-PEDCO-120-AR-DW-0002

KEY PLAN

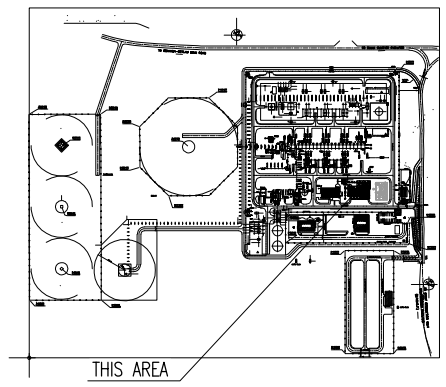

SPACE TAG	AREA
100	32m²
101	25m²
102	32m² + 32m²
103	29m²
104	27m²
TOTAL	174m²

SPACE TAG NUMBER

- 100 CAPACITOR BANK
- 101 CO2 ROOM
- 102 TRANSFORMER ROOM
- 103 FIRE-FIGHTING PUMP TRANSFORMER ROOM
- 104 DIESEL ROOM

ITEM	DESCRIPTION	QTY.	INSTALLATION ELEVATION
1	MANUAL CALL POINT (MAC) IP65,OUTDOOR	1	1.4 m
2	MANUAL CALL POINT (MAC) INDDOR	1	1.4 m
3	SMOKE DETECTOR (SD)	2	ON CEILING
4	SMOKE DETECTOR (SD)	2	ON FALSE FLOOR
5	BEACON (BR/BB/BY) IP65 , OUTDOOR	RED:1 BLUE:1 YELLOW:1	3 m
6	HORN ,IP65, OUTDOOR	1	3 m

REV.	DATE	P.O.I.S	PREP.	CHK.	APP.	AUT.
D03	NOV.2024	AFC	P.HAJISADEGHI	M.FAKHARIAN	M.SADEGHIAN	**.**
D02	OCT.2023	IFA	P.HAJISADEGHI	M.FAKHARIAN	S.FARAMARZPOUR	**.**
D01	OCT.2022	IFA	P.HAJISADEGHI	M.FAKHARIAN	SH.GHALIKAR	**.**
D00	APR.2022	IFC	P.HAJISADEGHI	M.FAKHARIAN	SH.GHALIKAR	**.**

REV.	DESCRIPTION	BY	DATE	BY	DATE
		CHECKED		REV. APPR.	
***	**********	**.**	***.****	**.**	***.****

PROJECT NAME: BINAK OILFIELD DEVELOPMENT SURFACE WORK PACKAGES GAS COMPRESSOR STATION

PROJECT NO.: 971020

EPC CONTRACTOR: HIRGAN ENERGY — JOINT VENTURE OF: HIRGAN ENERGY AND DESIGN & INSPECTION COMPANIES

EPC/EPD CONTRACTOR: PETROIRAN DEVELOPMENT COMPANY — PEDCO

اصل و کلیه نسخ این نقشه و حق اقتباس متعلق به شرکت ملی مناطق نفت خیز جنوب میباشد.

THE ORIGINAL AND ALL COPIES OF THIS DRAWING TOGETHER WITH THE COPYRIGHT THEREIN ARE THE SOLE PROPERTY OF N.I.S.O.C./ FIELDS

BINAK OILFIELD DEVELOPMENT
SURFACE WORK PACKAGES
GAS COMPRESSOR STATION

DATE	SCALE	DRAWING BY	CHECKED BY	PROJECT ENG.

NO CONSTRUCTION PERMITTED UNLESS DRAWING APPROVED

APPROVED FOR CONSTRUCTION | BY: | DATE:

(VENDOR TITLE BLOCK)**

DRAWING TITLE: F&G Location Layout For Buildings

SCALE	SIZE	DRAWING NO.	SHEET NO.	REV.
-	A3	BK-GCS-PEDCO-120-IN-PY-0006	04 OF 07	D03

BUDGET REF.	LOCATION	SIZE	CLASS	SERIAL NO.	SHEET	REVISION
0-53-073-9184	F	2	J	708961	04 OF 07	D03

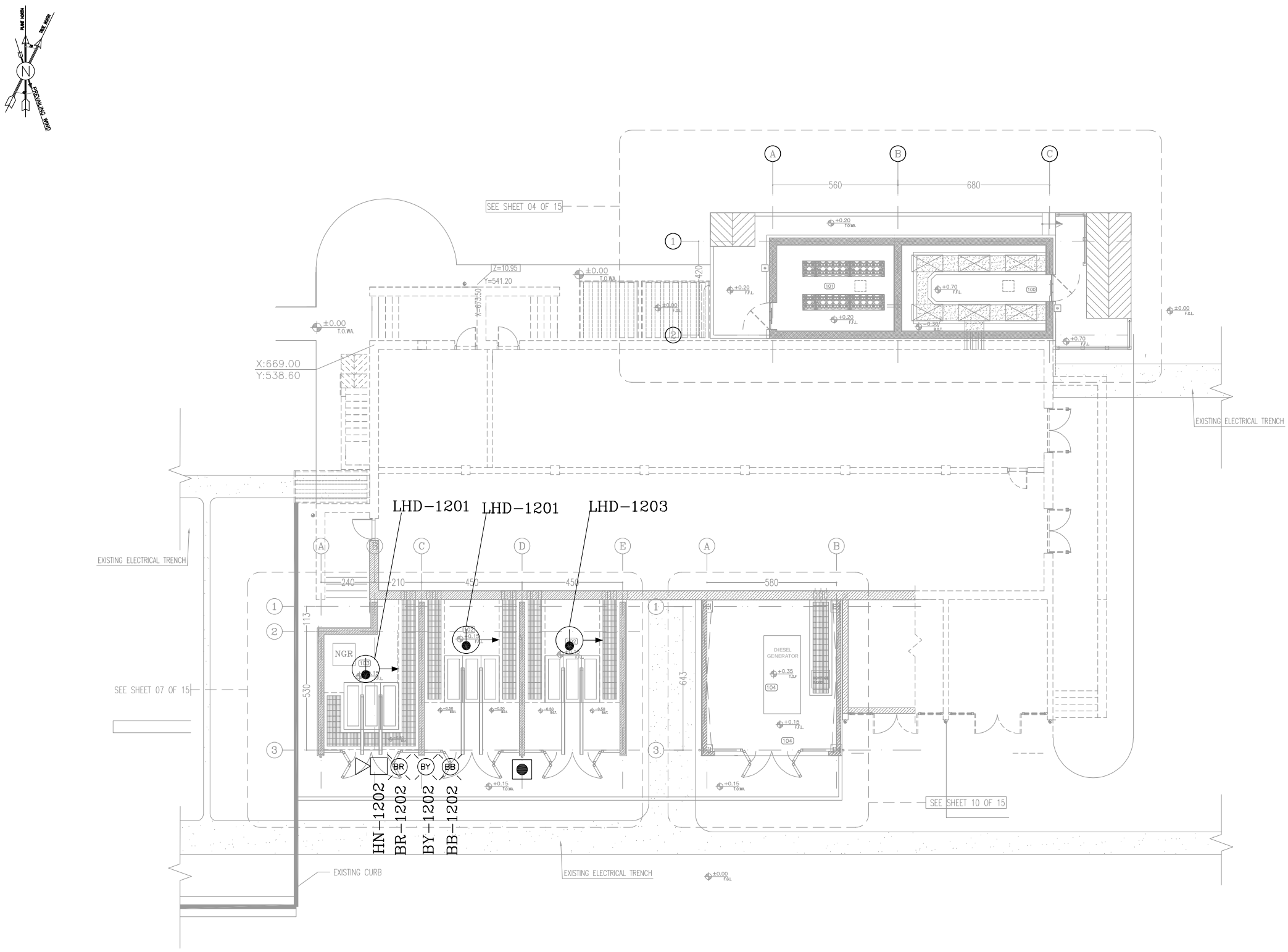

SC.1:200 TRANSFORMERS ROOMS PLAN OF EXTENSION OF EXISTING ELECT. BUILDING

NOTES

1. ALL DIMENSIONS ARE IN CENTIMETER.
2. EQUIPMENT SHALL BE MOUNTED ON 2" PIPE(IF REQUIRED).
3. HORN/BEACON SHALL BE MOUNTED AS MINIMUM AT HEIGHT 2m ABOVE FINISHED LEVEL.
4. 2 DIFFERENT TONES TO BE SELECTED FOR HORN AND BEACON ONE FOR FLAMMABLE/ TOXIC GAS DETECTION LOW ALARM(NON-CONTINUOUS) AND ONE FOR FIRE DETECTION/FLAMMABLE & TOXIC GAS DETECTION HIGH ALARM (CONTINUOUS).
5. 3 DIFFERENT COLORS TO BE SELECTED FOR LIGHTS OF BEACONS:

   RED FOR FIRE DETECTION

   BLUE FOR TOXIC GAS DETECTION

   YELLOW FOR FLAMMABLE GAS DETECTION
6. MACs SHALL BE WALL MOUNTED AT HEIGHT OF 1.4m ABOVE FINISHED LEVEL.
7. ALL INSTALLATION ELEVATION SHALL BE ADJUSTED AT SITE.
8. THIS LHD SHALL BE CABLE TYPE AND STRAPPED AROUND THE TRANSFORMER.
9. THE COVERAGE AREA OF A SMOKE DETECTOR IS A CIRCLE WITH A 6.5 METER RADIUS.
10. THE COVERAGE AREA OF A HEAT DETECTOR IS A CIRCLE WITH A 5 METER RADIUS.

LEGEND

- LINEAR HEAT DETECTOR
- MANUAL CALL POINT
- HORN
- (BR) RED BEACON
- (BY) YELLOW BEACON
- (BB) BLUE BEACON

REFERENCE DRAWING	DRG. No.
ARCHITECTURAL DETAIL DRAWING FOR EXTENSION OF EXISTING CONTROL BUILDING	BK-GCS-PEDCO-120-AR-DW-0011
ARCHITECTURAL DETAIL DRAWING FOR EXTENSION OF EXISTING ELECT. BUILDING	BK-GCS-PEDCO-120-AR-DW-0002

KEY PLAN

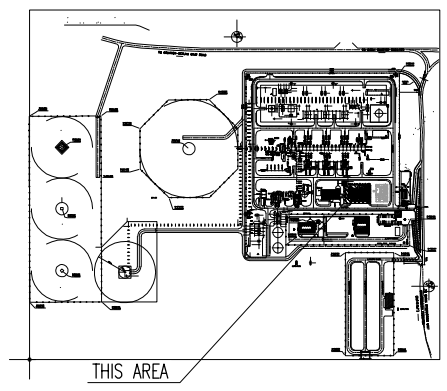

SPACE TAG NUMBER

- 100 CAPACITOR BANK
- 101 CO2 ROOM
- 102 TRANSFORMER ROOM
- 103 FIRE-FIGHTING PUMP TRANSFORMER ROOM
- 104 DIESEL ROOM

ITEM	DESCRIPTION	QTY.	INSTALLATION ELEVATION
1	MANUAL CALL POINT (MAC) IP65,OUTDOOR	1	1.4 m
2	LINEAR HEAT DETECTOR (LHD)	3	AROUND TRANSFORMER
3	BEACON (BR/BB/BY) IP65 , OUTDOOR	RED:1 BLUE:1 YELLOW:1	3 m
4	HORN ,IP65, OUTDOOR	1	3 m

REV.	DATE	P.O.I.S	PREP.	CHK.	APP.	AUT.
D03	NOV.2024	AFC	P.HAJISADEGHI	M.FAKHARIAN	M.SADEGHIAN	**.**
D02	OCT.2023	IFA	P.HAJISADEGHI	M.FAKHARIAN	S.FARAMARZPOUR	**.**
D01	OCT.2022	IFA	P.HAJISADEGHI	M.FAKHARIAN	SH.GHALIKAR	**.**
D00	APR.2022	IFC	P.HAJISADEGHI	M.FAKHARIAN	SH.GHALIKAR	**.**

REV.	DESCRIPTION	CHECKED BY	CHECKED DATE	REV. BY	REV. DATE
***	**********	**.**	***.****	**.**	***.****

PROJECT NAME: BINAK OILFIELD DEVELOPMENT SURFACE WORK PACKAGES GAS COMPRESSOR STATION

PROJECT NO.: 971020

EPC CONTRACTOR: HIRGAN ENERGY — JOINT VENTURE OF: HIRGAN ENERGY AND DESIGN & INSPECTION COMPANIES

EPC/EPD CONTRACTOR: PETROIRAN DEVELOPMENT COMPANY (PEDCO)

اصل و کلیه نسخ این نقشه و حق اقتباس متعلق به شرکت ملی مناطق نفت خیز جنوب میباشد.

THE ORIGINAL AND ALL COPIES OF THIS DRAWING TOGETHER WITH THE COPYRIGHT THEREIN ARE THE SOLE PROPERTY OF N.I.S.O.C./ FIELDS

BINAK OILFIELD DEVELOPMENT
SURFACE WORK PACKAGES
GAS COMPRESSOR STATION

DATE	SCALE	DRAWING BY	CHECKED BY	PROJECT ENG.

NO CONSTRUCTION PERMITTED UNLESS DRAWING APPROVED

APPROVED FOR CONSTRUCTION BY: DATE:

(VENDOR TITLE BLOCK)**

DRAWING TITLE: F&G Location Layout For Buildings

SCALE	SIZE	DRAWING NO.	SHEET NO.	REV.
–	A3	BK-GCS-PEDCO-120-IN-PY-0006	05 OF 07	D03

BUDGET REF.	LOCATION	SIZE	CLASS	SERIAL NO.	SHEET	REVISION
0-53-073-9184	F	2	J	708961	05 OF 07	D03

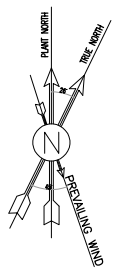

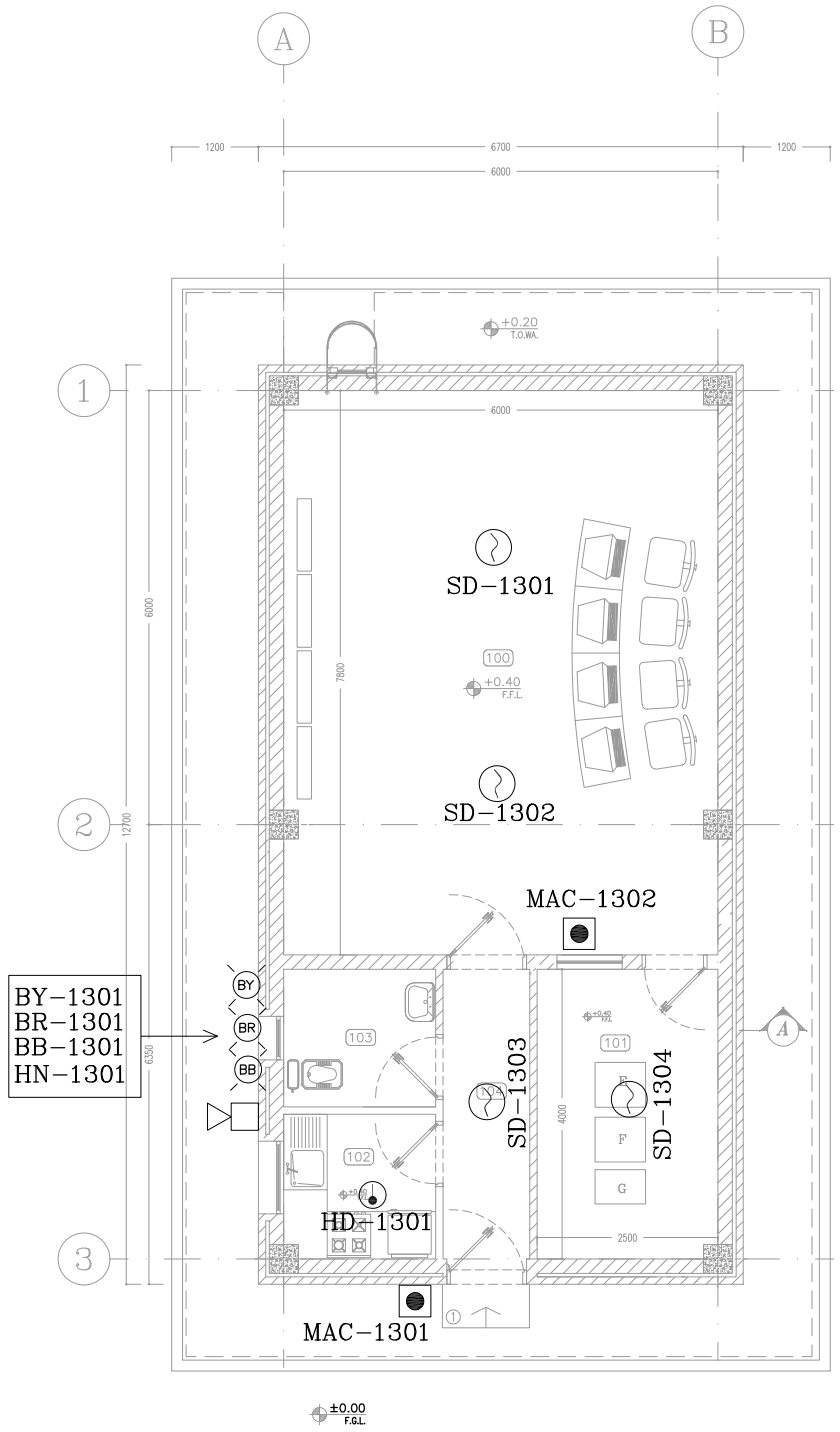

SC.1:1000 CCTV CONTROL ROOM

NOTES

1. ALL DIMENSIONS ARE IN CENTIMETER.
2. EQUIPMENT SHALL BE MOUNTED ON 2" PIPE(IF REQUIRED).
3. HORN/BEACON SHALL BE MOUNTED AS MINIMUM AT HEIGHT 2m ABOVE FINISHED LEVEL.
4. 2 DIFFERENT TONES TO BE SELECTED FOR HORN AND BEACON ONE FOR FLAMMABLE/ TOXIC GAS DETECTION LOW ALARM(NON-CONTINUOUS) AND ONE FOR FIRE DETECTION/FLAMMABLE & TOXIC GAS DETECTION HIGH ALARM (CONTINUOUS).
5. 3 DIFFERENT COLORS TO BE SELECTED FOR LIGHTS OF BEACONS:

   RED FOR FIRE DETECTION

   BLUE FOR TOXIC GAS DETECTION

   YELLOW FOR FLAMMABLE GAS DETECTION
6. MACs SHALL BE WALL MOUNTED AT HEIGHT OF 1.4m ABOVE FINISHED LEVEL.
7. ALL INSTALLATION ELEVATION SHALL BE ADJUSTED AT SITE.
8. THE COVERAGE AREA OF A SMOKE DETECTOR IS A CIRCLE WITH A 6.5 METER RADIUS.
9. THE COVERAGE AREA OF A HEAT DETECTOR IS A CIRCLE WITH A 5 METER RADIUS.

LEGEND

	SMOKE DETECTOR	BR	RED BEACON
	MANUAL CALL POINT	BY	YELLOW BEACON
	HORN	BB	BLUE BEACON

REFERENCE DRAWING	DRG. No.
ARCHITECTURAL DETAIL DRAWING FOR EXTENSION OF EXISTING CONTROL BUILDING	BK-GCS-PEDCO-120-AR-DW-0011
ARCHITECTURAL DETAIL DRAWING FOR EXTENSION OF EXISTING ELECT. BUILDING	BK-GCS-PEDCO-120-AR-DW-0002

KEY PLAN

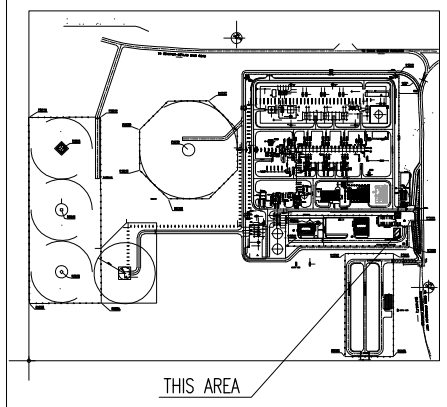

SPACE TAG NUMBER

- 100 CONTROL ROOM
- 101 RACK ROOM
- 102 PANTRY
- 103 WC
- 104 ENTRANCE

ITEM	DESCRIPTION	QTY.	INSTALLATION ELEVATION
1	MANUAL CALL POINT (MAC) IP65,OUTDOOR	1	1.4 m
0	MANUAL CALL POINT (MAC) INDOOR	1	1.4 m
2	SMOKE DETECTOR (SD)	4	ON CEILING
3	HEAT DETECTOR (HD)	1	ON CEILING
4	BEACON (BR/BB/BY) IP65 , OUTDOOR	RED:1 BLUE:1 YELLOW:1	3 m
5	HORN ,IP65, OUTDOOR	1	3 m

REV.	DATE	P.O.I.S	PREP.	CHK.	APP.	AUT.
D03	NOV.2024	AFC	P.HAJISADEGHI	M.FAKHARIAN	M.SADEGHIAN	**.**
D02	OCT.2023	IFA	P.HAJISADEGHI	M.FAKHARIAN	S.FARAMARZPOUR	**.**
D01	OCT.2022	IFA	P.HAJISADEGHI	M.FAKHARIAN	SH.GHALIKAR	**.**
D00	APR.2022	IFC	P.HAJISADEGHI	M.FAKHARIAN	SH.GHALIKAR	**.**

REV.	DESCRIPTION	CHECKED BY	CHECKED DATE	REV. BY	REV. DATE
***	**********	**.**	***.****	**.**	***.****

PROJECT NAME: BINAK OILFIELD DEVELOPMENT SURFACE WORK PACKAGES GAS COMPRESSOR STATION

PROJECT NO.: 971020

EPC CONTRACTOR: HIRGAN ENERGY — JOINT VENTURE OF: HIRGAN ENERGY AND DESIGN & INSPECTION COMPANIES

EPC/EPD CONTRACTOR: PEDCO — PETROIRAN DEVELOPMENT COMPANY

اصل و کلیه نسخ این نقشه و حق اقیاس متعلق به شرکت ملی مناطق نفت خیز جنوب میباشد.

THE ORIGINAL AND ALL COPIES OF THIS DRAWING TOGETHER WITH THE COPYRIGHT THEREIN ARE THE SOLE PROPERTY OF N.I.S.O.C./ FIELDS

BINAK OILFIELD DEVELOPMENT SURFACE WORK PACKAGES GAS COMPRESSOR STATION

DATE	SCALE	DRAWING BY	CHECKED BY	PROJECT ENG.

NO CONSTRUCTION PERMITTED UNLESS DRAWING APPROVED

APPROVED FOR CONSTRUCTION BY: DATE:

(VENDOR TITLE BLOCK)**

DRAWING TITLE: F&G Location Layout For Buildings

SCALE	SIZE	DRAWING NO.	SHEET NO.	REV.
–	A3	BK-GCS-PEDCO-120-IN-PY-0006	06 OF 07	D03

BUDGET REF.	LOCATION	SIZE	CLASS	SERIAL NO.	SHEET	REVISION
0-53-073-9184	F	2	J	708961	06 OF 07	D03

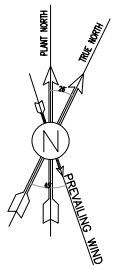

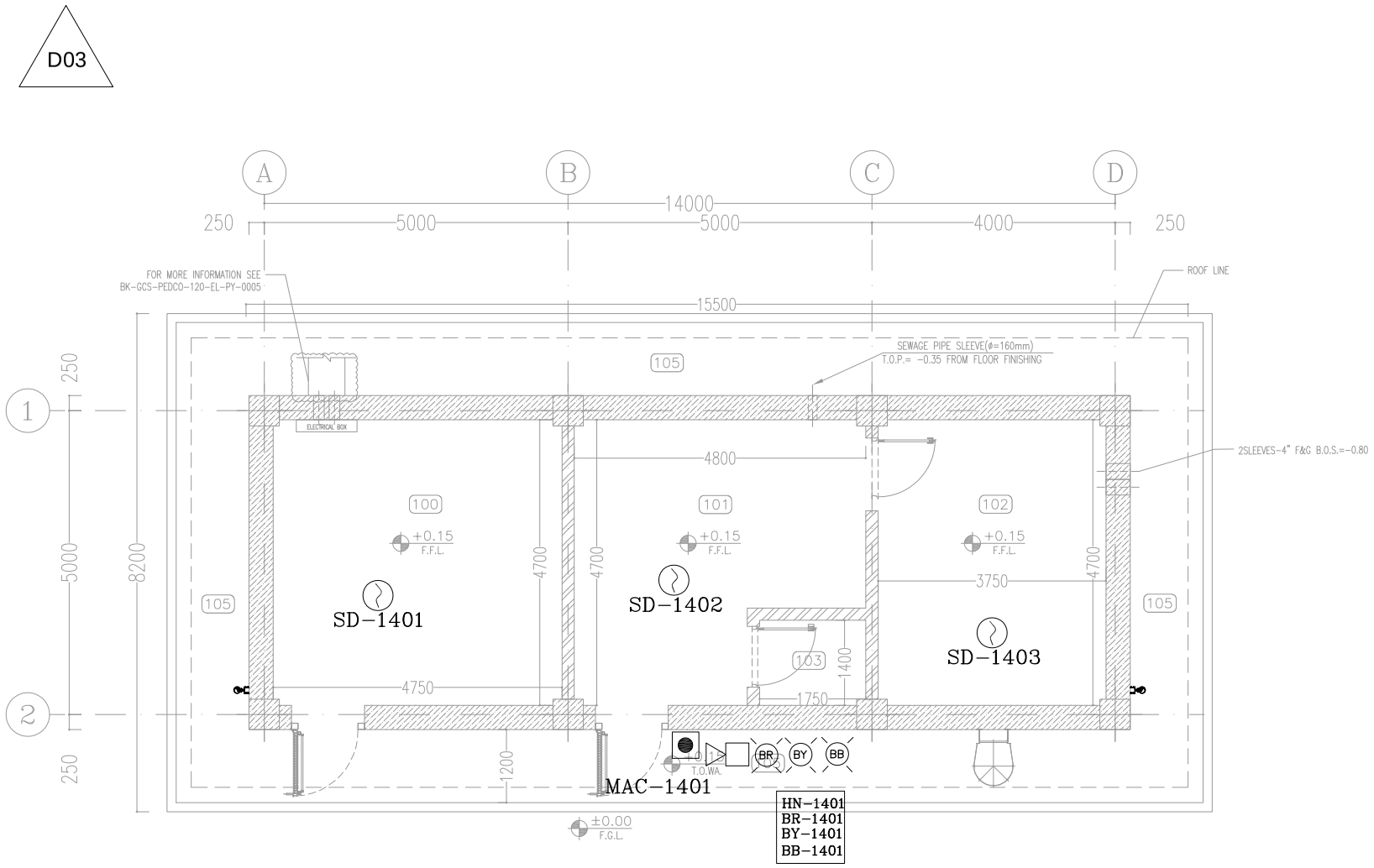

SC.1:1000 GCS WAREHOUSE

NOTES

1. ALL DIMENSIONS ARE IN CENTIMETER.
2. EQUIPMENT SHALL BE MOUNTED ON 2" PIPE(IF REQUIRED).
3. HORN/BEACON SHALL BE MOUNTED AS MINIMUM AT HEIGHT 2m ABOVE FINISHED LEVEL.
4. 2 DIFFERENT TONES TO BE SELECTED FOR HORN AND BEACON ONE FOR FLAMMABLE/ TOXIC GAS DETECTION LOW ALARM(NON-CONTINUOUS) AND ONE FOR FIRE DETECTION/FLAMMABLE & TOXIC GAS DETECTION HIGH ALARM (CONTINUOUS).
5. 3 DIFFERENT COLORS TO BE SELECTED FOR LIGHTS OF BEACONS:

   RED FOR FIRE DETECTION

   BLUE FOR TOXIC GAS DETECTION

   YELLOW FOR FLAMMABLE GAS DETECTION
6. MACs SHALL BE WALL MOUNTED AT HEIGHT OF 1.4m ABOVE FINISHED LEVEL.
7. ALL INSTALLATION ELEVATION SHALL BE ADJUSTED AT SITE.
8. THE COVERAGE AREA OF A SMOKE DETECTOR IS A CIRCLE WITH A 6.5 METER RADIUS.

LEGEND

	SMOKE DETECTOR	BR	RED BEACON
	MANUAL CALL POINT	BY	YELLOW BEACON
	HORN	BB	BLUE BEACON

REFERENCE DRAWING	DRG. No.
ARCHITECTURAL DETAIL DRAWING FOR EXTENSION OF EXISTING CONTROL BUILDING	BK-GCS-PEDCO-120-AR-DW-0011
ARCHITECTURAL DETAIL DRAWING FOR EXTENSION OF EXISTING ELECT. BUILDING	BK-GCS-PEDCO-120-AR-DW-0002

KEY PLAN

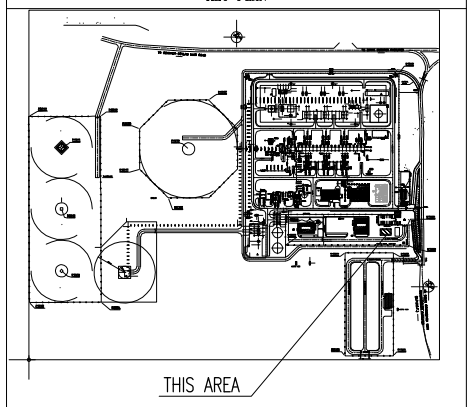

SPACE TAG NUMBER

100	STORAGE
101	INSTRUMENT WORKSHOP
102	INSTRUMENT STORAGE
103	TOILET
104	ROOF
105	WALKWAY

ITEM	DESCRIPTION	QTY.	INSTALLATION ELEVATION
1	MANUAL CALL POINT (MAC) IP65,OUTDOOR	1	1.4 m
2	SMOKE DETECTOR (SD)	3	ON CEILING
3	HORN ,IP65, OUTDOOR	1	3 m
4	BEACON (BR/BB/BY) IP65 , OUTDOOR	RED:1 BLUE:1 YELLOW:1	3 m

REV.	DATE	P.O.I.S	PREP.	CHK.	APP.	AUT.
D03	NOV.2024	AFC	P.HAJISADEGHI	M.FAKHARIAN	M.SADEGHIAN	**.**
D02	OCT.2023	IFA	P.HAJISADEGHI	M.FAKHARIAN	S.FARAMARZPOUR	**.**
D01	OCT.2022	IFA	P.HAJISADEGHI	M.FAKHARIAN	SH.GHALIKAR	**.**
D00	APR.2022	IFC	P.HAJISADEGHI	M.FAKHARIAN	SH.GHALIKAR	**.**

REV.	DESCRIPTION	BY	DATE	BY	DATE
		CHECKED		REV. APPR.	
***	**********	**.**	***.****	**.**	***.****

PROJECT NAME: BINAK OILFIELD DEVELOPMENT SURFACE WORK PACKAGES GAS COMPRESSOR STATION

PROJECT NO.: 971020

EPC CONTRACTOR: HIRGAN ENERGY — JOINT VENTURE OF: HIRGAN ENERGY AND DESIGN & INSPECTION COMPANIES

EPC/EPD CONTRACTOR: PETROIRAN DEVELOPMENT COMPANY (PEDCO)

اصل و کلیه نسخ این نقشه و حق اقتباس متعلق به شرکت ملی مناطق نفت خیز جنوب میباشد.

THE ORIGINAL AND ALL COPIES OF THIS DRAWING TOGETHER WITH THE COPYRIGHT THEREIN ARE THE SOLE PROPERTY OF N.I.S.O.C./ FIELDS

BINAK OILFIELD DEVELOPMENT
SURFACE WORK PACKAGES
GAS COMPRESSOR STATION

DATE	SCALE	DRAWING BY	CHECKED BY	PROJECT ENG.

(VENDOR TITLE BLOCK)**

DRAWING TITLE: F&G Location Layout For GCS WAREHOUSE

NO CONSTRUCTION PERMITTED UNLESS DRAWING APPROVED

APPROVED FOR CONSTRUCTION BY: DATE:

SCALE	SIZE	DRAWING NO.	SHEET NO.	REV.	BUDGET REF.	LOCATION	SIZE	CLASS	SERIAL NO.	SHEET	REVISION
–	A3	BK-GCS-PEDCO-120-IN-PY-0006	07 OF 07	D03	0-53-073-9184	F	2	J	708961	07 OF 07	D03