

FIRE POTENTIAL EQUIPMENTS	TO BE FIRE PROOFED	REFERRING CRITERIA
SU-2202	NOT APPLICABLE	
TK-2102	NOT APPLICABLE	
PK-2101	SADDLE OF R-100, V-120, V-103 AND LEGS OF F-200	BK-GNRL-PEDCO-000-ST-SP-0006, CLAUSE 4.1.1 BK-GNRL-PEDCO-000-SA-SP-0007, CLAUSE 6
P-2103 A	NOT APPLICABLE	
P-2103 B	NOT APPLICABLE	
P-2101 A	NOT APPLICABLE	
P-2101 B	NOT APPLICABLE	
V-2104	SADDLE OF VESSEL	BK-GNRL-PEDCO-000-ST-SP-0006, CLAUSE 4.1.1 BK-GNRL-PEDCO-000-SA-SP-0007, CLAUSE 6
P-2104	NOT APPLICABLE	
P-2203 B	NOT APPLICABLE	
P-2203 A	NOT APPLICABLE	
P-2202 A	NOT APPLICABLE	
P-2202 B	NOT APPLICABLE	
P-2201 A	NOT APPLICABLE	
P-2201 B	NOT APPLICABLE	
V-2107	SADDLE OF VESSEL	BK-GNRL-PEDCO-000-ST-SP-0006, CLAUSE 4.1.1 BK-GNRL-PEDCO-000-SA-SP-0007, CLAUSE 6
V-2202	SADDLE OF VESSEL	BK-GNRL-PEDCO-000-ST-SP-0006, CLAUSE 4.1.1 BK-GNRL-PEDCO-000-SA-SP-0007, CLAUSE 6
V-2201	SADDLE OF VESSEL	BK-GNRL-PEDCO-000-ST-SP-0006, CLAUSE 4.1.1 BK-GNRL-PEDCO-000-SA-SP-0007, CLAUSE 6
...	SADDLE OF VESSEL 2105	BK-GNRL-PEDCO-000-ST-SP-0006, CLAUSE 4.1.1 BK-GNRL-PEDCO-000-SA-SP-0007, CLAUSE 6
...	SADDLE OF VESSEL 2205	BK-GNRL-PEDCO-000-ST-SP-0006, CLAUSE 4.1.1 BK-GNRL-PEDCO-000-SA-SP-0007, CLAUSE 6





D.03

TAG NO.	EQUIPMENT LIST
AE-2101 A/B/C	1ST STAGE GAS AIR COOLER
AE-2102 A/B/C	2ND STAGE GAS AIR COOLER
C-2101 A/B/C	1ST STAGE GAS COMPRESSORS
C-2102 A/B/C	2ND STAGE GAS COMPRESSORS
FST-2201	LP FLARE STACK
IG-2201	LP FLARE IGNITION PACKAGE
P-2101 A/B	SLUG PUMPS
P-2102	GLYCOL MANUAL PUMP
P-2103 A/B	GLYCOL TRANSFER PUMPS
P-2104	GLYCOL DRAIN PUMP
DELETED	DELETED
P-2201 A/B	FLARE K.O. DRUM PUMPS
P-2202 A/B	CLOSED DRAIN PUMPS
P-2203 A/B	SUMP PUMPS
P-2206	FUEL OIL PUMP
P-2206B	DIESEL GENERATOR DIESEL PUMP
P-2209	POTABLE WATER PUMP
P-2301 A	FIRE WATER PUMP - ELECTRICAL MOTOR DRIVEN
P-2301 B	FIRE WATER PUMP - DIESEL ENGINE DRIVEN
P-2302 A/B	FIRE WATER JOCKEY PUMPS
PK-2101	GAS DEHYDRATION PACKAGE
PK-C-2203 A/B	AIR COMPRESSOR PACKAGES
PK-DR-2203A/B	AIR DRYER PACKAGE
PK-G-2204	NITROGEN COMPRESSOR PACKAGE
PK-G-2204	NITROGEN GENERATION PACKAGE
PK-2206	DIESEL GENERATOR PACKAGE
PK-2207	CORROSION INHIBITOR INJECTION PACKAGE
PL-5201	PIG LAUNCHER
PR-2102	COLLAR-3 PIG RECEIVER (BY OTHERS)
SU-2201	CLOSED DRAIN AND FLARE DRUM SUMP
SU-2202	OILY WATER SUMP
TK-2102	LEAN GLYCOL STORAGE TANK
TK-2209	POTABLE WATER TANK
TK-2301 A/B	FIRE WATER STORAGE TANKS
V-2101 A/B/C	1ST STAGE GAS SUCTION DRUM
V-2102 A/B/C	2ND STAGE GAS SUCTION DRUM
V-2103	2ND STAGE GAS DISCHARGE DRUM
V-2104	SLUG CATCHER DRUM
V-2105	NILET KNOCK OUT DRUM
V-2107	GLYCOL SUMP DRUM
V-2201	FLARE K.O. DRUM
V-2202	CLOSED DRAIN DRUM
V-2203	INSTRUMENT AIR RECEIVER
V-2204	NITROGEN RECEIVER
V-2205	FUEL GAS K.O. DRUM
V-2206	FUEL OIL STORAGE DRUM
X-2210	NEW SEPTIC PACKAGE

- NOTES
- FIRE PROOFING SHALL BE APPLIED ON PIPE RACK AND STRUCTURE SUPPORTS UP TO 9.1m HEIGHT FROM GROUND LEVEL.
 - FIREPROOFING DETAILS SHOULD COMPLETELY COMPLY WITH IPS-C-CE-260 AND IPS-E-CE-260.
 - WHEN STRUCTURES (EXCLUDING PIPE RACKS) SUPPORT EQUIPMENT THAT HAS THE POTENTIAL TO ADD FUEL OR ESCALATE THE FIRE, FIREPROOFING SHOULD BE CONSIDERED FOR THE VERTICAL AND HORIZONTAL STEEL SUPPORT MEMBERS FROM GRADE UP TO THE HIGHEST LEVEL AT WHICH THE EQUIPMENT IS SUPPORTED.
 - WHEN A PIPE RACK IS WITHIN FIRE SCENARIO ENVELOPE, FIREPROOFING SHOULD BE CONSIDERED FOR VERTICAL AND HORIZONTAL SUPPORTS, UP TO AND INCLUDING FIRST LEVEL, ESPECIALLY IF THE SUPPORTED PIPING CONTAINS FLAMMABLE MATERIALS OR TOXIC MATERIALS. IF PIPE RACK CARRIES PIPING WITH DIAMETER GREATER THAN 8 IN. AT LEVELS ABOVE THE FIRST HORIZONTAL BEAM OR IF LARGE HYDROCARBON PUMPS ARE INSTALLED BENEATH THE PIPE RACK, FIREPROOFING SHOULD BE CONSIDERED UP TO AND INCLUDING THE LEVEL THAT IS NEAREST TO A 9 M ELEVATION.
 - THE FIRE PROOFING ZONE (FPZ) IS HORIZONTALLY 9.1 M OF ANY FIRE POTENTIAL EQUIPMENT (FPE) OR VERTICALLY 9.1 M ABOVE THE EQUIPMENT WHICH ARE THE SOURCE OF POOL FIRE.
 - HATCHED AREA DENOTES : EQUIPMENT WHICH COULD BE THE CAUSE OF FIRE.

LEGEND	
SYMBOL	DESCRIPTION
	FIRE POTENTIAL EQUIPMENT
	FIRE PROOFING ENVELOPE

REFERENCE DRAWING		DRG. No.
SPECIFICATION FOR PASSIVE FIRE PROTECTION		BK-GNRL-PEDCO-000-SA-SP-0007
UNIT PLOT PLAN DRAWING		BK-GCS-PEDCO-120-PI-PY-0001

D03	JAN.2025	IPA	R.YAZDANI	M.PAKHARIAN	S.FARAMARZPOUR	***																																								
D02	AGU.2024	IPA	R.YAZDANI	M.PAKHARIAN	M.SADDEGHIAN	**	***	*****	**	***	***	**	***	***																																
D01	JAN.2023	IPA	A.H.SABER	M.PAKHARIAN	M.MEHRSHAD	**	REV.	DESCRIPTION	BY	DATE	BY	DATE	REV.	APPR.	<div>مل و کلیه نسخ این نقشه و حق اقتباس مشاع به شرکت ملی مناطق نفت خیز جنوب میباشد.</div> <div></div> <div>THE ORIGINAL AND ALL COPIES OF THIS DRAWING TOGETHER WITH THE COPYRIGHT THEREIN ARE THE SOLE PROPERTY OF N.I.S.O.C. / FIELDS</div>																															
D00	MAY.2022	IPC	A.H.SABER	M.PAKHARIAN	M.MEHRSHAD	**			CHECKED	REV.	APPR.																																			
REV.	DATE	P.O.I.S	PREP.	CHK.	APP.	AUT.																																								
PROJECT NAME:							BINAK OILFIELD DEVELOPMENT/SURFACE FACILITIES GAS COMPRESSOR STATION																																							
PROJECT NO.:							9711020																																							
EPC CONTRACTOR:							EPC/EPD CONTRACTOR:(GC)																																							
<div><div>HIRGAN ENERGY – DESIGN & INSPECTION COMPANIES</div></div>							<div><div>PETROIRAN DEVELOPMENT COMPANY</div></div>																																							
DRAWING TITLE:							BINAK OILFIELD DEVELOPMENT SURFACE FACILITIES GAS COMPRESSOR STATION																																							
							DATE							SCALE							DRAWING BY							CHECKED BY							PROJECT ENG											
NO CONSTRUCTION PERMITTED UNLESS DRWG APPROVED																																														
APPROVED FOR CONSTRUCTION														BY:				DATE:																												
SCALE		SIZE		DRAWING NO.				SHEET NO.		REV.		BUDGET REF.		LOCATION		SIZE		CLASS		SERIAL NO.		SHEET		REVISION																						
***		A3		BK-GCS-PEDCO-120-SA-PY-0003				1 OF 1		D03		053-073-9184		F		2		L		708999		1 OF 1		D03																						

اھل و کلبه نسخ این نقشه و حق اقتباس متعلق به شرکت ملی مناطق نفت خیز جنوب میباشد.
THE ORIGINAL AND ALL COPIES OF THIS DRAWING TOGETHER WITH THE COPYRIGHT THEREIN ARE THE SOLE PROPERTY OF N.I.S.O.C./ FIELDS

BINAK OILFIELD DEVELOPMENT SURFACE FACILITIES GAS COMPRESSOR STATION				
DATE	SCALE	DRAWING BY	CHECKED BY	PROJECT ENG.
NO CONSTRUCTION PERMITTED UNLESS DRWG APPROVED				
APPROVED FOR CONSTRUCTION			BY:	DATE:
BUDGET REF.	LOCATION	SIZE	CLASS	SERIAL NO.
053-073-9184	F	2	L	708999