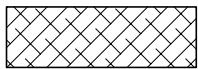
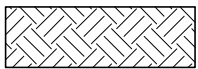
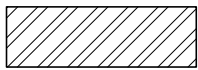

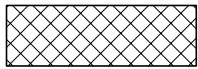
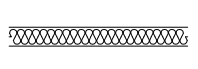



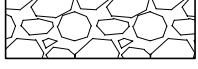

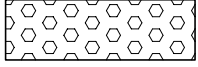

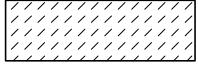

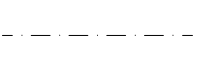



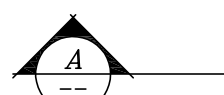

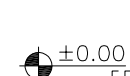





ID	DWG.NO.	SH.NO.	DWG TITLE
1	-----	--	BASEMENT FLOOR PLAN
2	-----	--	GROUND FLOOR PLAN
3	-----	--	ROOF PLAN
4	-----	--	ELEVATIONS
5	-----	--	SECTIONS
6	-----	--	WALL SECTIONS
7	-----	--	LAYOUT
8	-----	--	DETAILS
9	-----	--	MISC. DETAILS
10	-----	--	DOOR TYPE ELEVATIONS

FINISHING SCHEDULE

RM No.	ROOM	FLOOR	BASE	WALL	CEILING	SUSPENDED CEILING	DESCRIPTION
1	----	---	---	---	---	---	---
2	----	---	---	---	---	---	---
3	----	---	---	---	---	---	---
4	----	---	---	---	---	---	---
5	----	---	---	---	---	---	---
6	----	---	---	---	---	---	---
7	----	---	---	---	---	---	---
8	----	---	---	---	---	---	---

GENERAL SYMBOLS FOR MATERIAL SECTION			
	BRICK WALL		COMPACTED SOIL
	LECA BLOCK WALL		STONE
	CEMENT BLOCK WALL		THERMAL INSULATION
	CONCRETE WALL OR CEILING OR FLOORS		TILE
	LIGHT WEIGHT CONCRETE		BLOCKAGE
	SAND CEMENT MORTAR		GRAVEL
	LEAN CONCRETE		CHEQUERED PLATE
	FACE BRICK		POLYETHYLENE SHEET 0.4mm AS VAPOR BARRIER



GENERAL SYMBOLS				
DOOR & WINDOW TYPE		WINDOW TYPE		
		DOOR TYPE		
		ROOM NUMBER		
		SECTION REFERENCE		
		ELEVATION REFERENCE		
		ELEVATION CODE ON PLAN		
		ELEVATION CODE ON SECTION		
		REVISION		
		AXE NUMBER		
ABBREVIATION	F.G.L.	FINISH GRADING LEVAEL	T.O.P.	TOP OF PIPE
	F.F.L.	FINISHED FLOOR	B.O.PIT	BOTTOM OF PIT
	T.O.C.	TOP OF CONCRETE	AL.W	ALUMINIUM WINDOW
	T.O.S.	TOP OF SLAB	U.W.	UPVC WINDOW
	T.O.WA.	TOP OF WAIKWAY	M.D.	METAL DOOR
	T.O.D.	TOP OF DOOR	M.P.D.	METAL PANIC DOOR
	T.O.W.	TOP OF WINDOW	AL.D.	ALUMINIUM DOOR
	T.O.T.	TOP OF TIE BEAM	U.D.	UPVC DOOR
	T.O.F.	TOP OF FOUNDATION	GL.D.	GLASS DOOR
	T.O.B.	TOP OF BEAM	W.D.	WOOD DOOR
	T.O.SH.	TOP OF SHADER	VAR.	VARIABLE
	T.O.O.	TOP OF OPENING	T	TYPE
	T.O.P.	TOP OF PARAPET	PL.	PLATE
	T.O.GR.	TOP OF GRATING	cm	CENTIMETER
	T.O.CHEQ.	TOP OF CHEQUERED PLATE	m	METER
	T.O.F.F.	TOP OF FALSE FLOOR	mm	MILLIMETER
	T.O.STR.	TOP OF STRUCTURE		
	B.O.O.	BOTTOM OF OPENING		
	B.O.B.	BOTTOM OF BEAM		
	C.O.S.	CENTER OF SLEEVE		
	B.O.S.	BOTTOM OF SLEEVE		
	C.O.P.	CENTER OF PIPE		
	B.O.P.	BOTTOM OF PIPE		

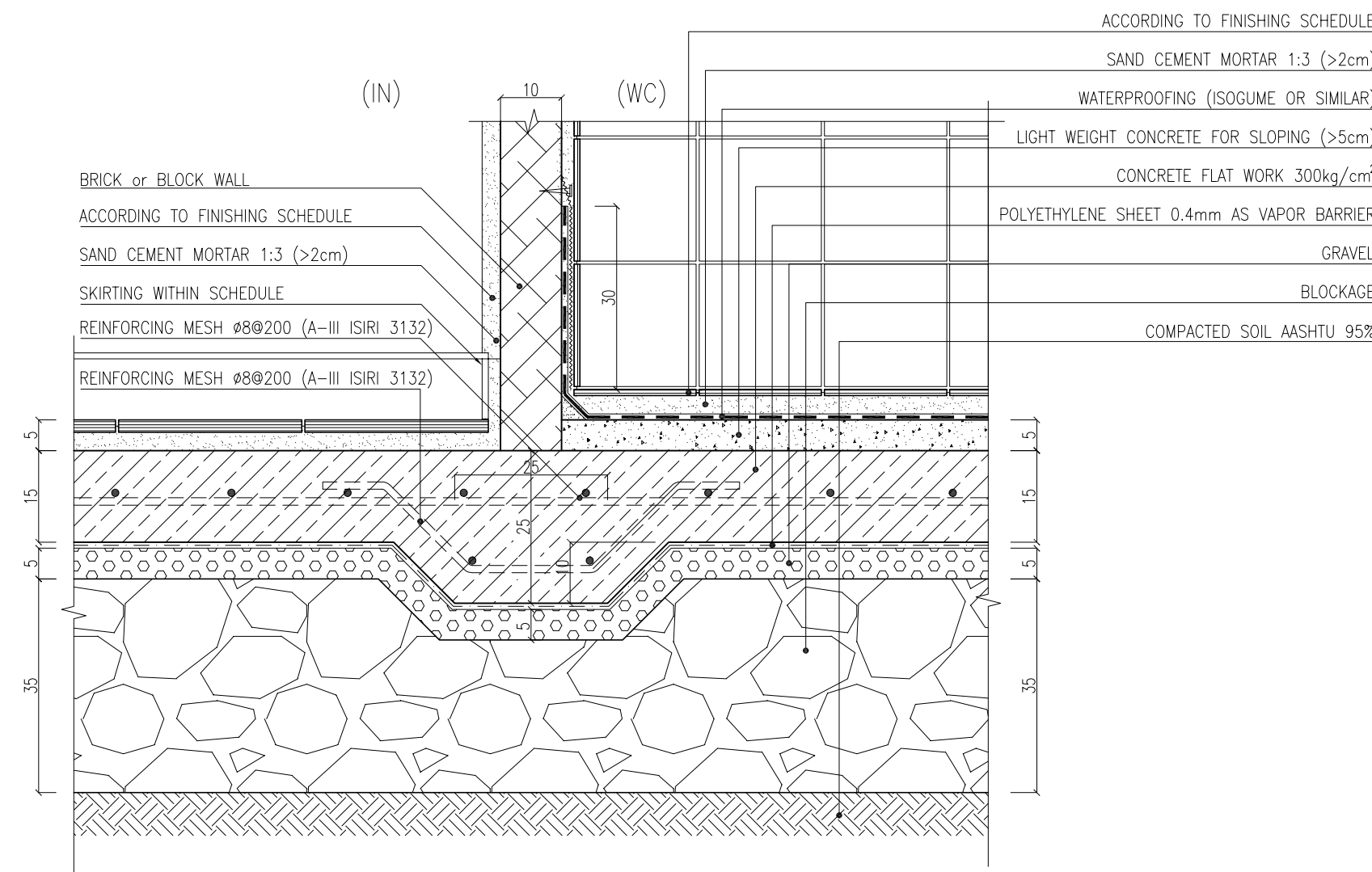
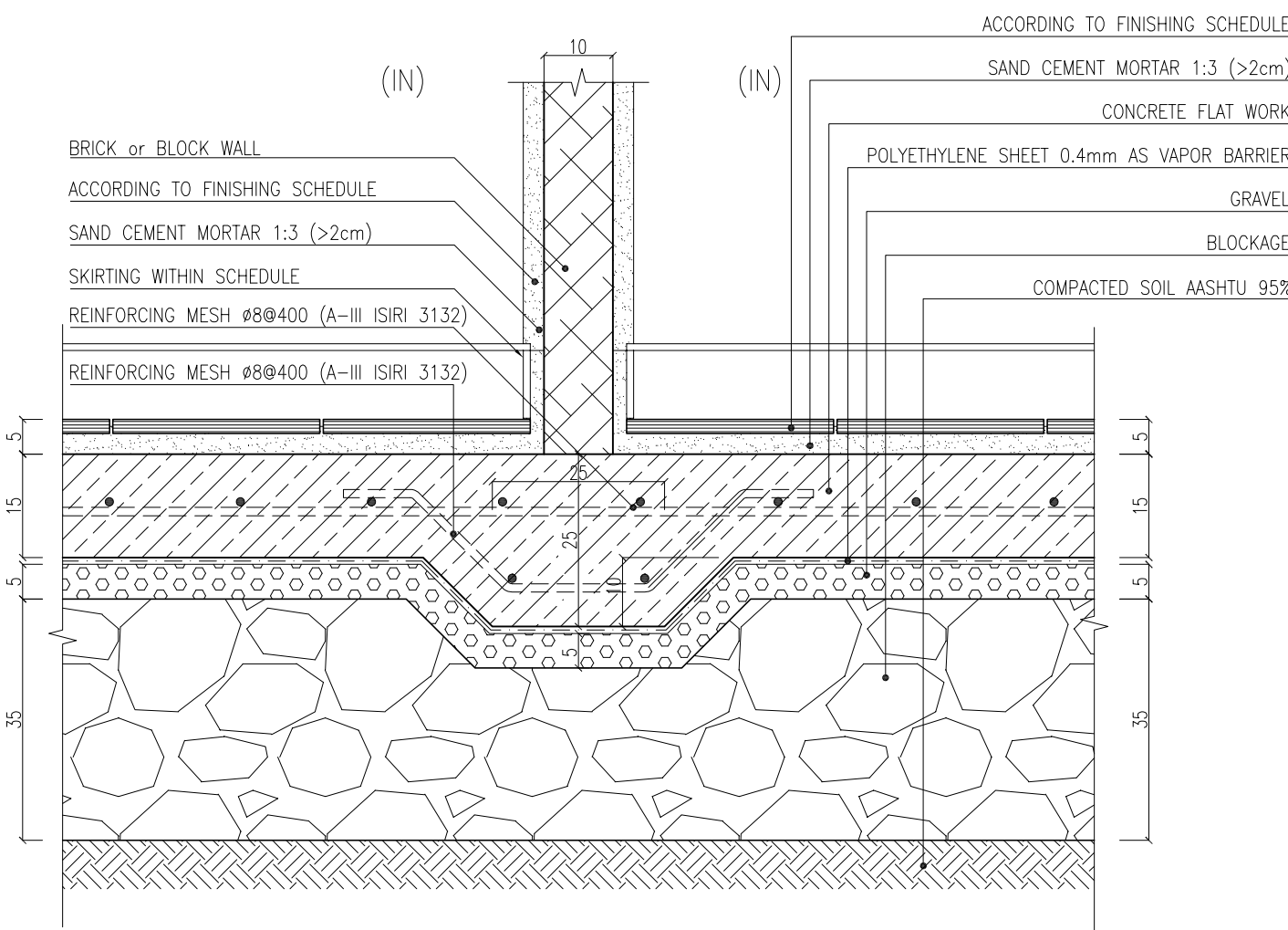
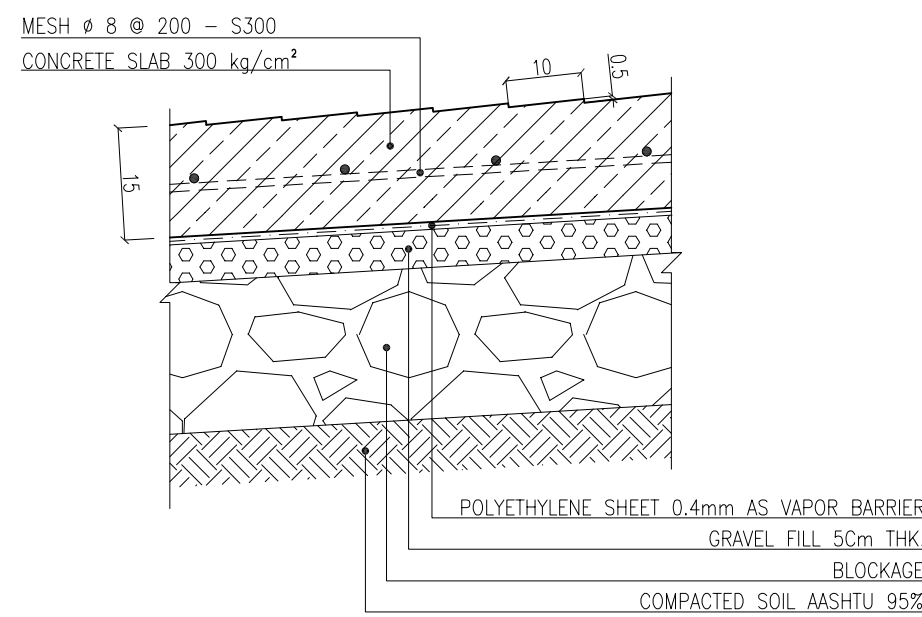
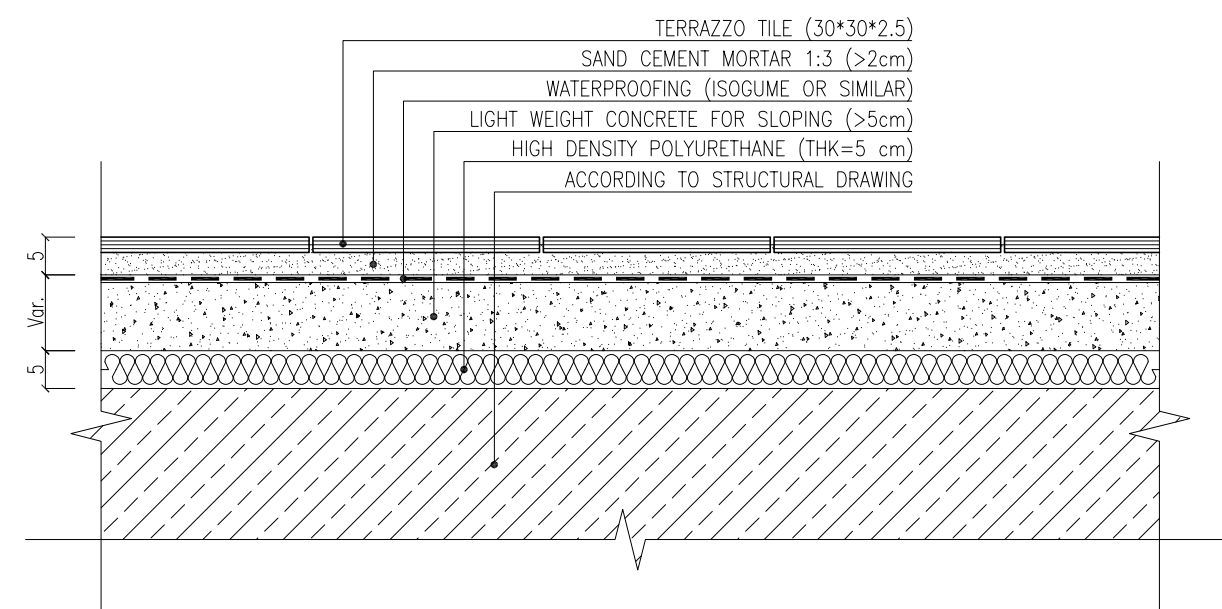
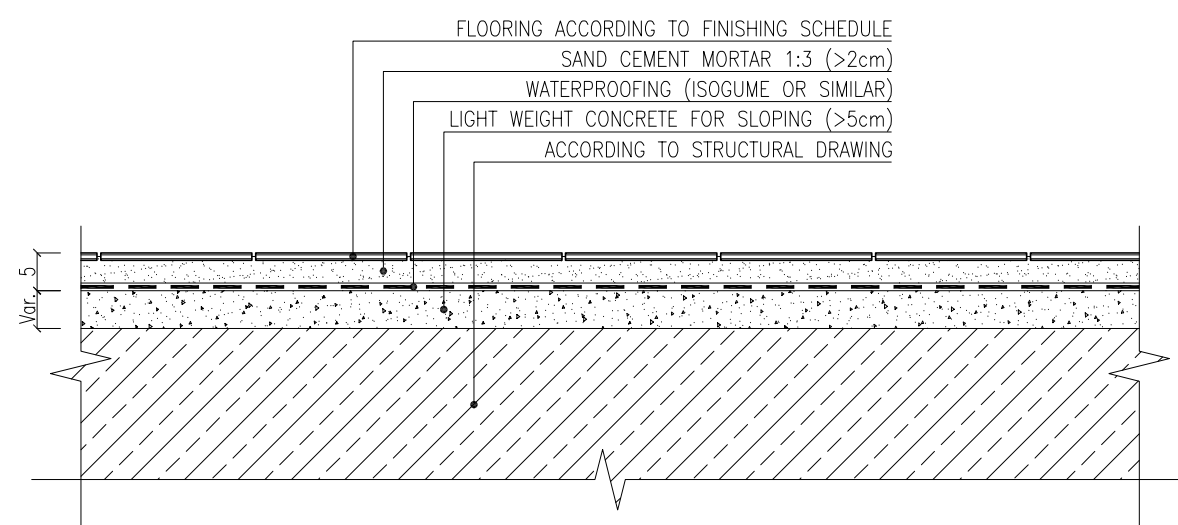
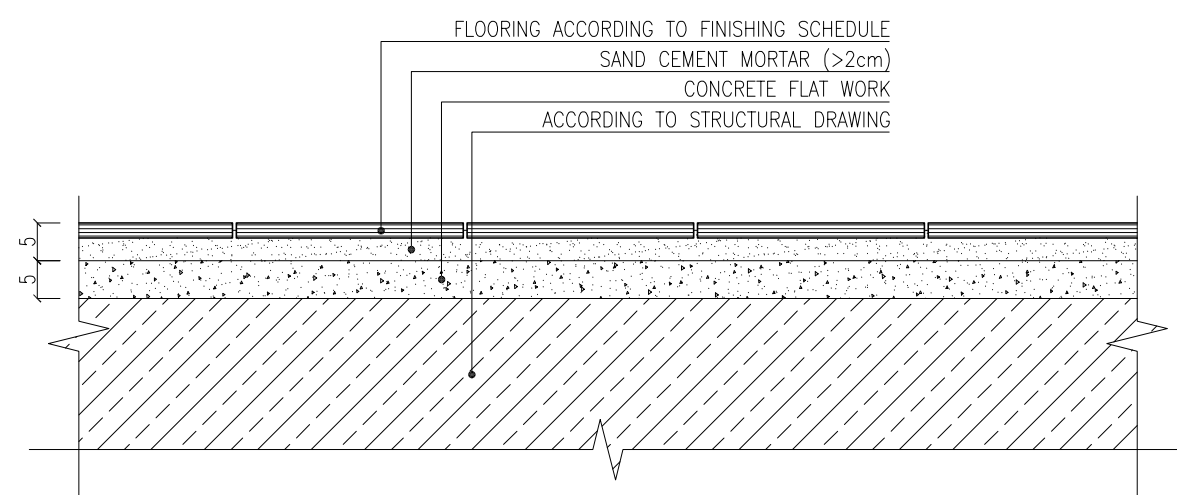
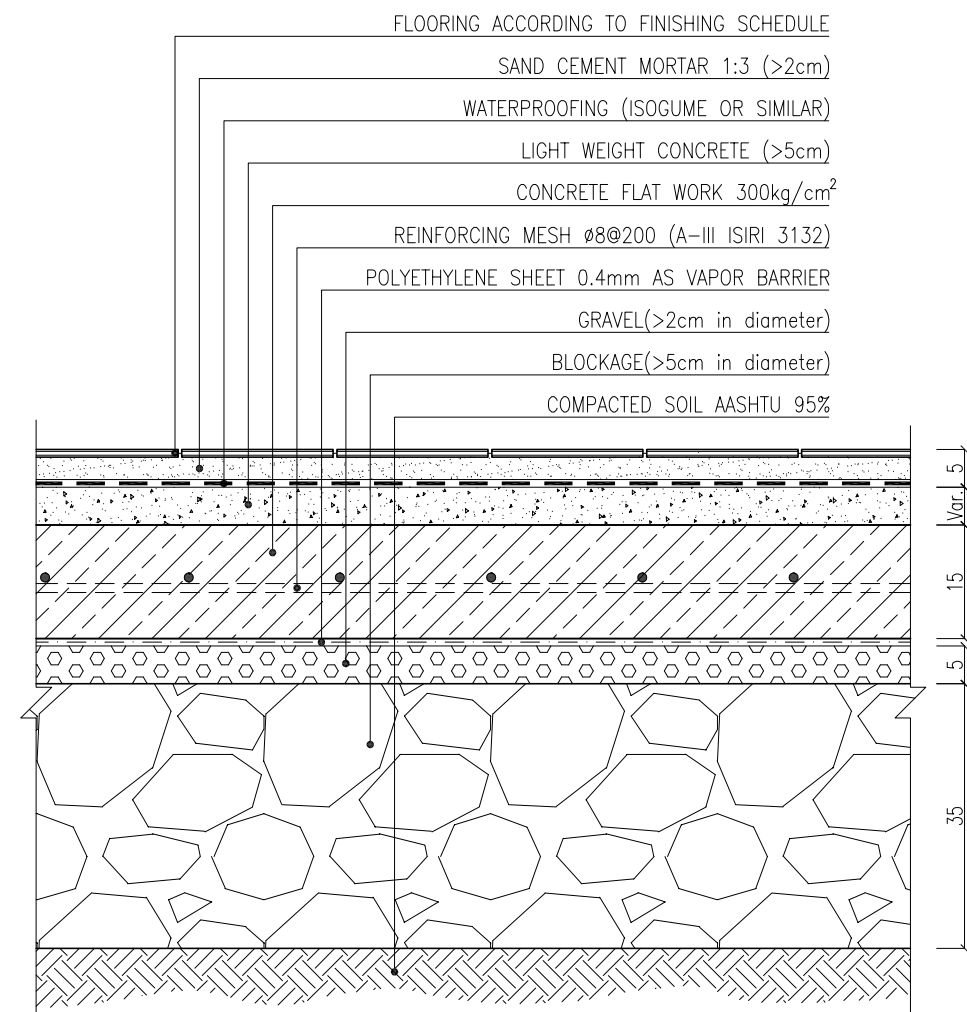
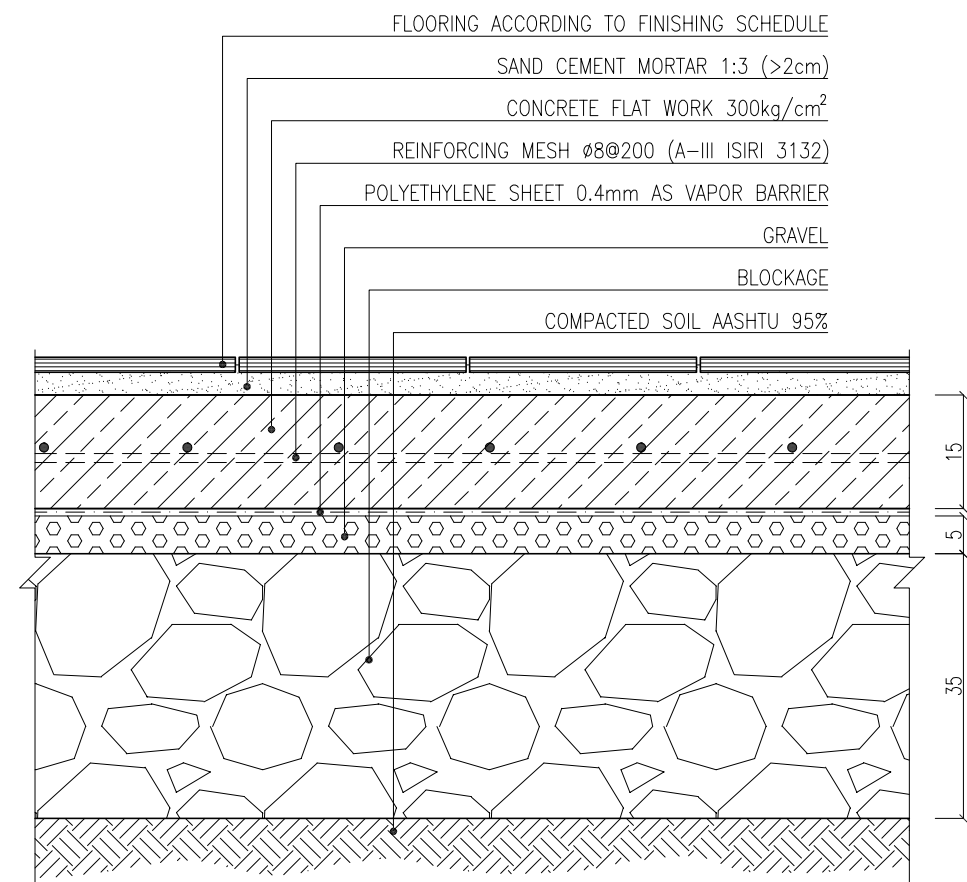
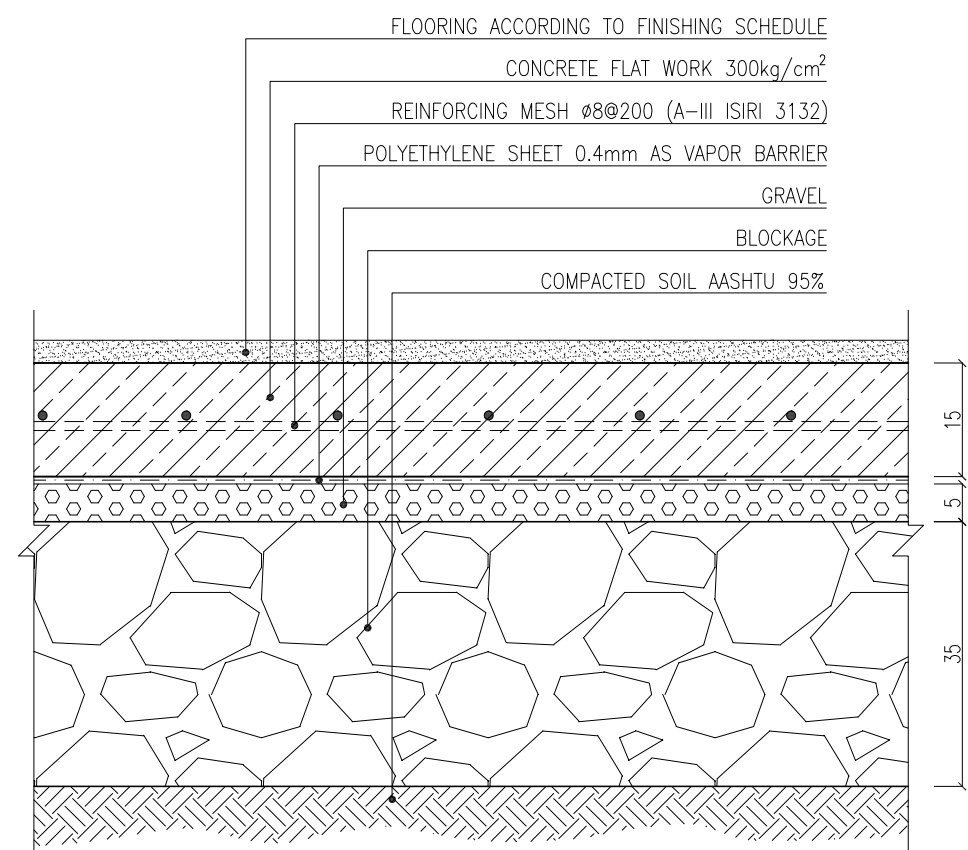
- NOTES
- ALL DIMENSIONS ARE IN CENTIMETER & ALL ELEVATIONS ARE IN METER.
 - ALL DIMENSIONS AND ELEVATIONS SHALL BE CHECKED BY THE CONTRACTOR PRIOR TO CONSTRUCTION.
 - CONTRACTOR SHALL COMPARE ALL ARCHITECTURAL, MECHANICAL, ELECTRICAL, PIPING AND STRUCTURAL DRAWINGS AND IN CASE OF ANY CONFLICTS OR DISCREPANCY, INFORM THE ENGINEER.
 - ALL MATERIALS ARE SELECTED FROM THE HIGHEST QUALITY.
 - ALL OPENINGS FOR PIPING/CABLING SHALL BE CONSIDERED AS PER RELATED DRAWINGS BEFORE CONSTRUCTION.
 - ALL MATERIALS SHALL BE APPROVED BY THE CLIENT PRIOR TO CONSTRUCTION.

LEGEND

REFERENCE DRAWING	DRG. No.

KEY PLAN

D02	MAY.2023	AFC	R.BERLOUIE	M.FAKHARIAN	M.Mehrshad	***	***	*****	***	*****	***	*****	***	*****
D01	OCT.2022	AFC	R.BERLOUIE	M.FAKHARIAN	M.Mehrshad	***	REV.	DESCRIPTION	BY	DATE	BY	DATE		
D00	DEC.2021	IPC	R.BERLOUIE	M.FAKHARIAN	M.Mehrshad	***			CHECKED				REV. APPR.	
REV.	DATE	P.O.I.S	PREP.	CHK.	APP.	AUT.			اصل و کلیه نسخ این نقشه و حق اقتباس متعلق به شرکت ملی مناطق نفت خیز جنوب میباشد.					
PROJECT NAME:			BINAK OILFIELD DEVELOPMENT GENERAL						THE ORIGINAL AND ALL COPIES OF THIS DRAWING TOGETHER WITH THE COPYRIGHT THEREIN ARE THE SOLE PROPERTY OF N.I.S.O.C./ FIELDS					
PROJECT NO.:			971020											
EPC CONTRACTOR:			EPD/EPC CONTRACTOR (GC):				BINAK OILFIELD DEVELOPMENT GENERAL							
 HIRGAN ENERGY – DESIGN & INSPECTION COMPANIES			 PETROIRAN DEVELOPMENT COMPANY											
							DATE	SCALE	DRAWING BY	CHECKED BY	PROJECT ENG.			
							AS SHOWN							
DRAWING TITLE:							NO CONSTRUCTION PERMITTED UNLESS DRAWING APPROVED							
STANDARD DRAWING FOR ARCHITECTURAL DETAILS GENERAL DETAILS							APPROVED FOR CONSTRUCTION							
							BY:		DATE:					
SCALE	SIZE	DRAWING NO.			SHEET NO.	REV.	BUDGET REF.	LOCATION	SIZE	CLASS	SERIAL NO.	SHEET	REVISION	
*****	A1	BK–GNRAL–PEDCO–000–AR–DW–0001			01 OF 19	D02	053–073–9184	F	4	B	707238	01 OF 19	D02	



NOTES	
1.	ALL DIMENSIONS ARE IN CENTIMETER & ALL ELEVATIONS ARE IN METER.
2.	ALL DIMENSIONS AND ELEVATIONS SHALL BE CHECKED BY THE CONTRACTOR PRIOR TO CONSTRUCTION.
3.	CONTRACTOR SHALL COMPARE ALL ARCHITECTURAL, MECHANICAL, ELECTRICAL, PIPING AND STRUCTURAL DRAWINGS AND IN CASE OF ANY CONFLICTS OR DISCREPANCY, INFORM THE ENGINEER.
4.	ALL MATERIALS ARE SELECTED FROM THE HIGHEST QUALITY.
5.	ALL OPENINGS FOR PIPING/CABLING SHALL BE CONSIDERED AS PER RELATED DRAWINGS BEFORE CONSTRUCTION.
6.	ALL MATERIALS SHALL BE APPROVED BY THE CLIENT PRIOR TO CONSTRUCTION.

LEGEND

REFERENCE DRAWING	DRG. No.

KEY PLAN

[illegible]

[illegible]

[illegible]

1. ALL DIMENSIONS ARE IN CENTIMETER & ALL ELEVATIONS ARE IN METER.
2. ALL DIMENSIONS AND ELEVATIONS SHALL BE CHECKED BY THE CONTRACTOR PRIOR TO CONSTRUCTION.
3. CONTRACTOR SHALL COMPARE ALL ARCHITECTURAL, MECHANICAL, ELECTRICAL, PIPING AND STRUCTURAL DRAWINGS AND IN CASE OF ANY CONFLICTS OR DISCREPANCY, INFORM THE ENGINEER.
4. ALL MATERIALS ARE SELECTED FROM THE HIGHEST QUALITY.
5. ALL OPENINGS FOR PIPING/CABLING SHALL BE CONSIDERED AS PER RELATED DRAWINGS BEFORE CONSTRUCTION.
6. ALL MATERIALS SHALL BE APPROVED BY THE CLIENT PRIOR TO CONSTRUCTION.

LEGEND

REFERENCE DRAWING	DRG. No.

KEY PLAN

اصل و کلیه نسخ این نقشه و حق امتیاز متعلق به شرکت ملی مناطق نفت خیز جنوب میباشند.

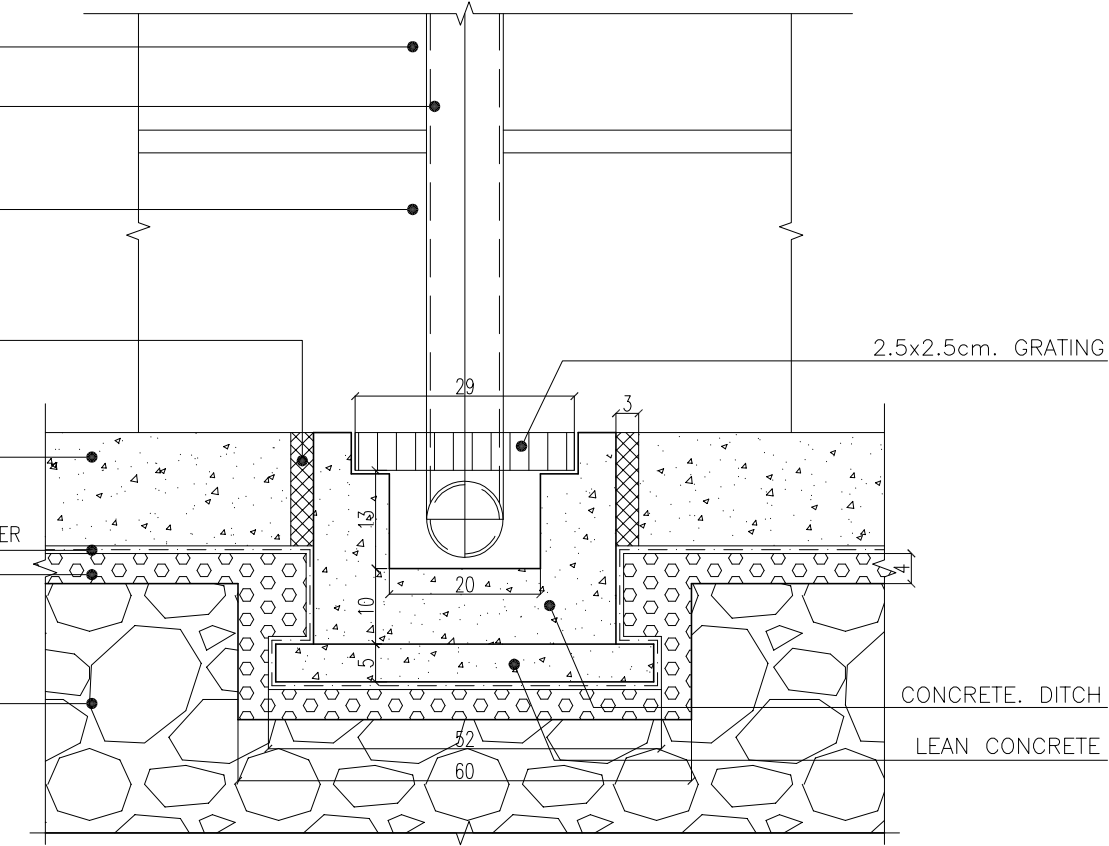
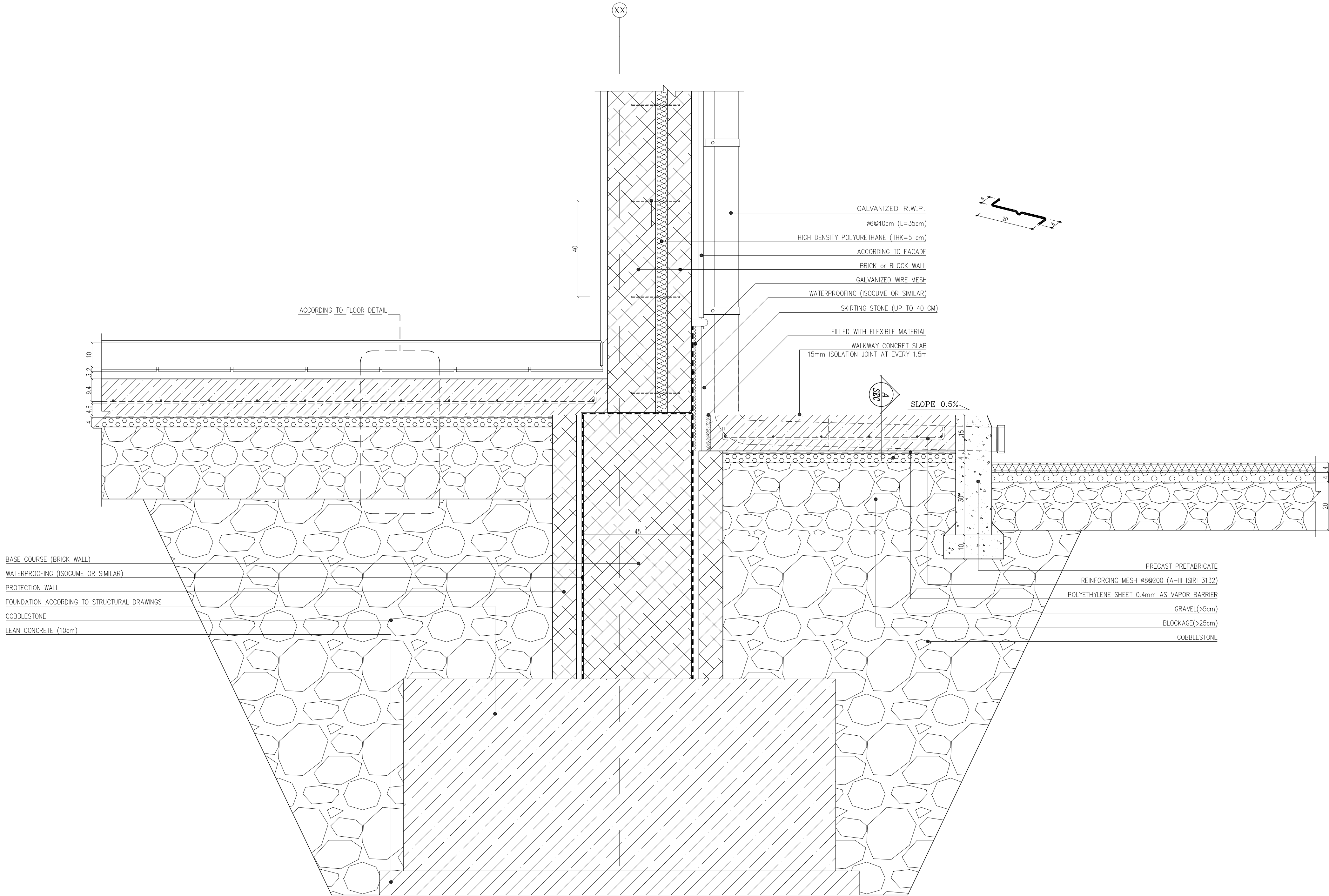
THE ORIGINAL AND ALL COPIES OF THIS DRAWING TOGETHER WITH
THE COPYRIGHT THEREIN ARE THE SOLE PROPERTY OF
N.I.S.O.C./ FIELDS

BINAK OILFIELD DEVELOPMENT
GENERAL

DATE	SCALE	DRAWING BY	CHECKED BY	PROJECT ENG.
	AS SHOWN			




NO CONSTRUCTION PERMITTED UNLESS DRAWING APPROVED

APPROVED FOR CONSTRUCTION		BY:	DATE:
BUDGET REF.	LOCATION	SIZE CLASS	SERIAL NO.
053-073-9184	P	4	B
			707238
			04 OF 19
			D02



SECTION A-A
Sc:1/10

EXTERNAL WALL DETAILS
Sc:1/10 DETAIL-20

D02	MAY.2023	AFC	R.BERLOUIE	M.FAKHARIAN	M.Mehrshad	***	***	*****	BY	DATE	BY	DATE	BY	DATE	*****								
D01	OCT.2022	AFC	R.BERLOUIE	M.FAKHARIAN	M.Mehrshad	**..	REV.	DESCRIPTION	BY	DATE	BY	DATE	BY	DATE	*****								
D00	DEC.2021	IFC	R.BERLOUIE	M.FAKHARIAN	M.Mehrshad	***																	
REV.	DATE	P.O.I.S	PREP.	CHK.	APP.	AUT.	اصل و کليه نسخ این نقشه و حق اقتباس متعلق به شرکت ملی مناطق نفت خیز جنوب می باشد.																
PROJECT NAME:			BINAK OILFIELD DEVELOPMENT GENERAL				 THE ORIGINAL AND ALL COPIES OF THIS DRAWING TOGETHER WITH THE COPYRIGHT THEREIN ARE THE SOLE PROPERTY OF N.I.S.O.C./ FIELDS																
PROJECT NO.:			971020																				
EPC CONTRACTOR:			EPD/EPC CONTRACTOR (GC):				BINAK OILFIELD DEVELOPMENT GENERAL																
 HIRGAN ENERGY – DESIGN & INSPECTION COMPANIES			 PETROIRAN DEVELOPMENT COMPANY																				
							DATE		SCALE		DRAWING BY		CHECKED BY		PROJECT ENG.								
									AS SHOWN														
DRAWING TITLE:							NO CONSTRUCTION PERMITTED UNLESS DRAWING APPROVED																
STANDARD DRAWING FOR ARCHITECTURAL DETAILS GENERAL DETAILS							APPROVED FOR CONSTRUCTION																
SCALE		SIZE		DRAWING NO.		SHEET NO.		REV.		BUDGET REF.		LOCATION		SIZE		CLASS		SERIAL NO.		SHEET		REVISION	
*****		A1		BK-GNRL-PEDCO-000-AR-DW-0001		05 OF 19		D02		053-073-9184		F		4		B		707238		05 OF 19		D02	

NOTES

1. ALL DIMENSIONS ARE IN CENTIMETER & ALL ELEVATIONS ARE IN METER.
2. ALL DIMENSIONS AND ELEVATIONS SHALL BE CHECKED BY THE CONTRACTOR PRIOR TO CONSTRUCTION.
3. CONTRACTOR SHALL COMPARE ALL ARCHITECTURAL, MECHANICAL, ELECTRICAL, PIPING AND STRUCTURAL DRAWINGS AND IN CASE OF ANY CONFLICTS OR DISCREPANCY, INFORM THE ENGINEER.
4. ALL MATERIALS ARE SELECTED FROM THE HIGHEST QUALITY.
5. ALL OPENINGS FOR PIPING/CABLING SHALL BE CONSIDERED AS PER RELATED DRAWINGS BEFORE CONSTRUCTION.
6. ALL MATERIALS SHALL BE APPROVED BY THE CLIENT PRIOR TO CONSTRUCTION.

LEGEND

REFERENCE DRAWING

DRG. No.

KEY PLAN




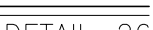
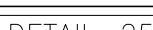
NOTES	
1.	ALL DIMENSIONS ARE IN CENTIMETER & ALL ELEVATIONS ARE IN METER.
2.	ALL DIMENSIONS AND ELEVATIONS SHALL BE CHECKED BY THE CONTRACTOR PRIOR TO CONSTRUCTION.
3.	CONTRACTOR SHALL COMPARE ALL ARCHITECTURAL, MECHANICAL, ELECTRICAL, PIPING AND STRUCTURAL DRAWINGS AND IN CASE OF ANY CONFLICTS OR DISCREPANCY, INFORM THE ENGINEER.
4.	ALL MATERIALS ARE SELECTED FROM THE HIGHEST QUALITY.
5.	ALL OPENINGS FOR PIPING/CABLING SHALL BE CONSIDERED AS PER RELATED DRAWINGS BEFORE CONSTRUCTION.
6.	ALL MATERIALS SHALL BE APPROVED BY THE CLIENT PRIOR TO CONSTRUCTION.

LEGEND

REFERENCE DRAWING	DRG. No.

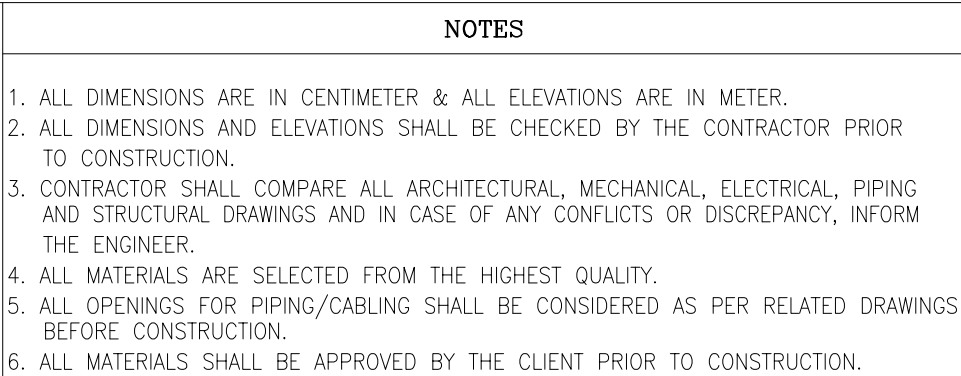
KEY PLAN

[illegible]



اصل و کلیه نسخ این نقشه و حق اقتباسی متعلق به شرکت ملی مناطق نفت خیز جنوب میباشد.

THE ORIGINAL AND ALL COPIES OF THIS DRAWING TOGETHER WITH
THE COPYRIGHT THEREIN ARE THE SOLE PROPERTY OF
N.I.S.O.C./ FIELDS

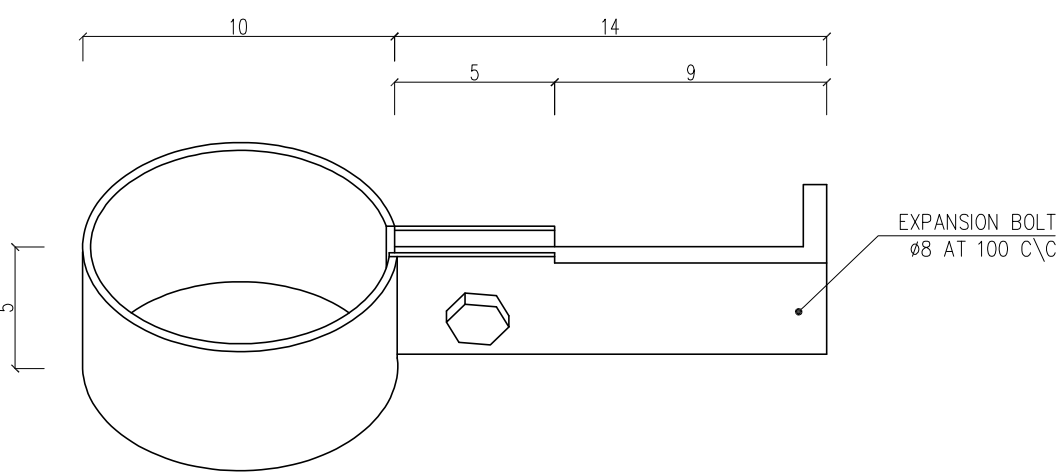


LEGEND

REFERENCE DRAWING	DRG. No.

KEY PLAN

[illegible]



TYPICAL PIPE CLIP ON TRAPEZOIDAL SHEET
Sc:1/5
DETAIL-4C

[illegible]

1. ALL DIMENSIONS ARE IN CENTIMETER & ALL ELEVATIONS ARE IN METER.
2. ALL DIMENSIONS AND ELEVATIONS SHALL BE CHECKED BY THE CONTRACTOR PRIOR TO CONSTRUCTION.
3. CONTRACTOR SHALL COMPARE ALL ARCHITECTURAL, MECHANICAL, ELECTRICAL, PIPING AND STRUCTURAL DRAWINGS AND IN CASE OF ANY CONFLICTS OR DISCREPANCY, INFORM THE ENGINEER.
4. ALL MATERIALS ARE SELECTED FROM THE HIGHEST QUALITY.
5. ALL OPENINGS FOR PIPING/CABLING SHALL BE CONSIDERED AS PER RELATED DRAWINGS BEFORE CONSTRUCTION.
6. ALL MATERIALS SHALL BE APPROVED BY THE CLIENT PRIOR TO CONSTRUCTION.

LEGEND

REFERENCE DRAWING	DRG. No.

KEY PLAN

اصل و کلیه نسخ این نقشه و حق اقتباس متعلق به شرکت ملی مناطق نفت خیز جنوب می باشد.

THE ORIGINAL AND ALL COPIES OF THIS DRAWING TOGETHER WITH
THE COPYRIGHT THEREIN ARE THE SOLE PROPERTY OF
N.I.S.O.C./ FIELDS

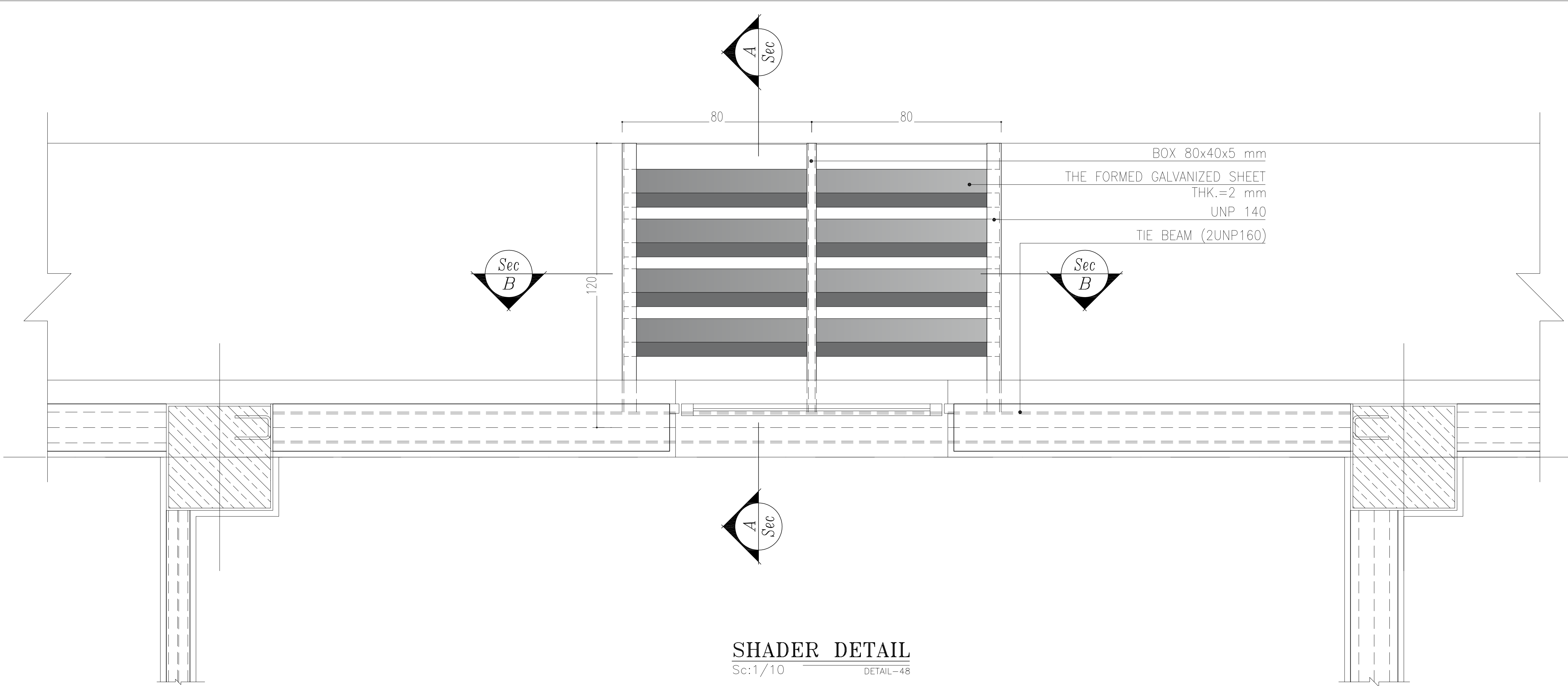
[illegible]

1. ALL DIMENSIONS ARE IN CENTIMETER & ALL ELEVATIONS ARE IN METER.
2. ALL DIMENSIONS AND ELEVATIONS SHALL BE CHECKED BY THE CONTRACTOR PRIOR TO CONSTRUCTION.
3. CONTRACTOR SHALL COMPARE ALL ARCHITECTURAL, MECHANICAL, ELECTRICAL, PIPING AND STRUCTURAL DRAWINGS AND IN CASE OF ANY CONFLICTS OR DISCREPANCY, INFORM THE ENGINEER.
4. ALL MATERIALS ARE SELECTED FROM THE HIGHEST QUALITY.
5. ALL OPENINGS FOR PIPING/CABLING SHALL BE CONSIDERED AS PER RELATED DRAWINGS BEFORE CONSTRUCTION.
6. ALL MATERIALS SHALL BE APPROVED BY THE CLIENT PRIOR TO CONSTRUCTION.

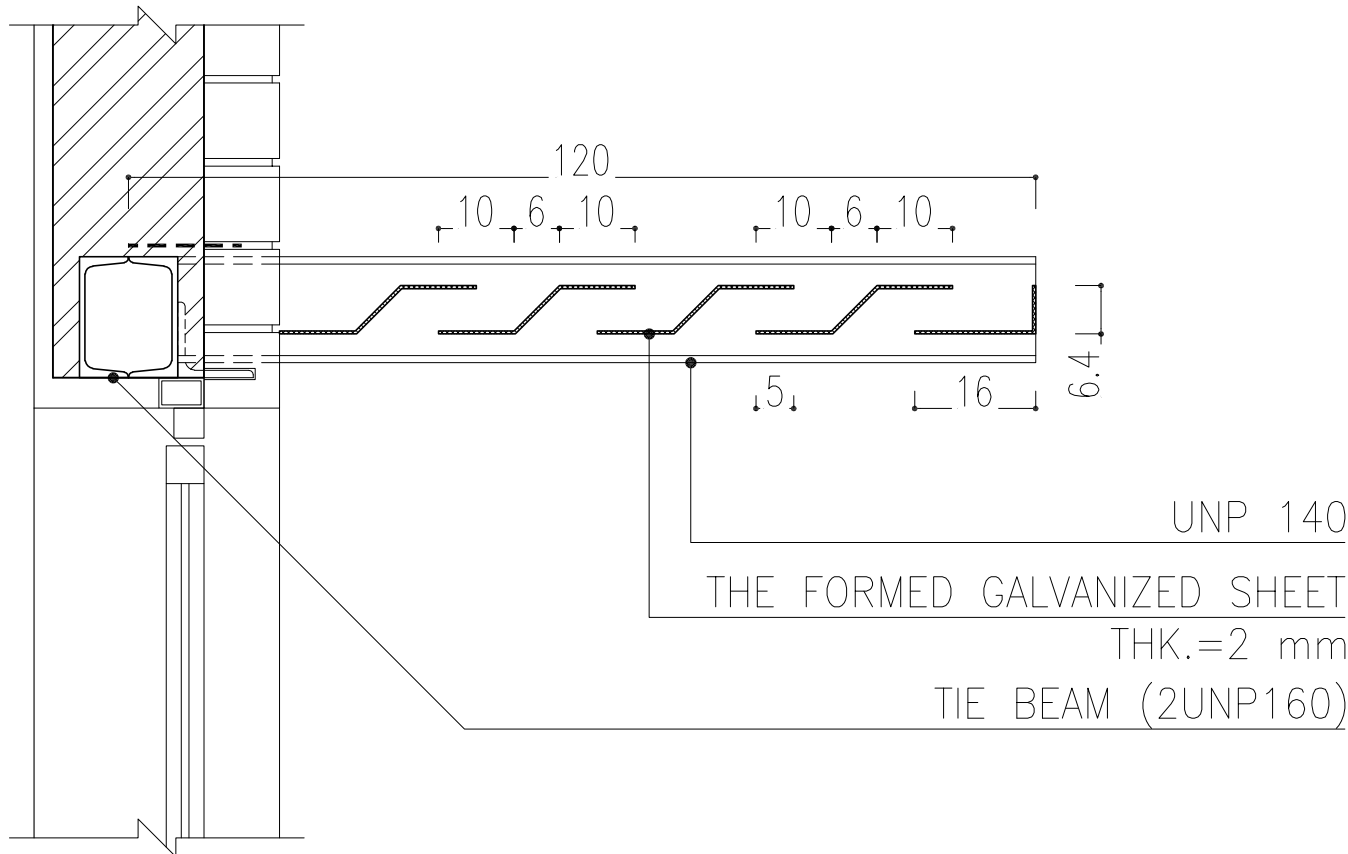
LEGEND

REFERENCE DRAWING	DRG. No.

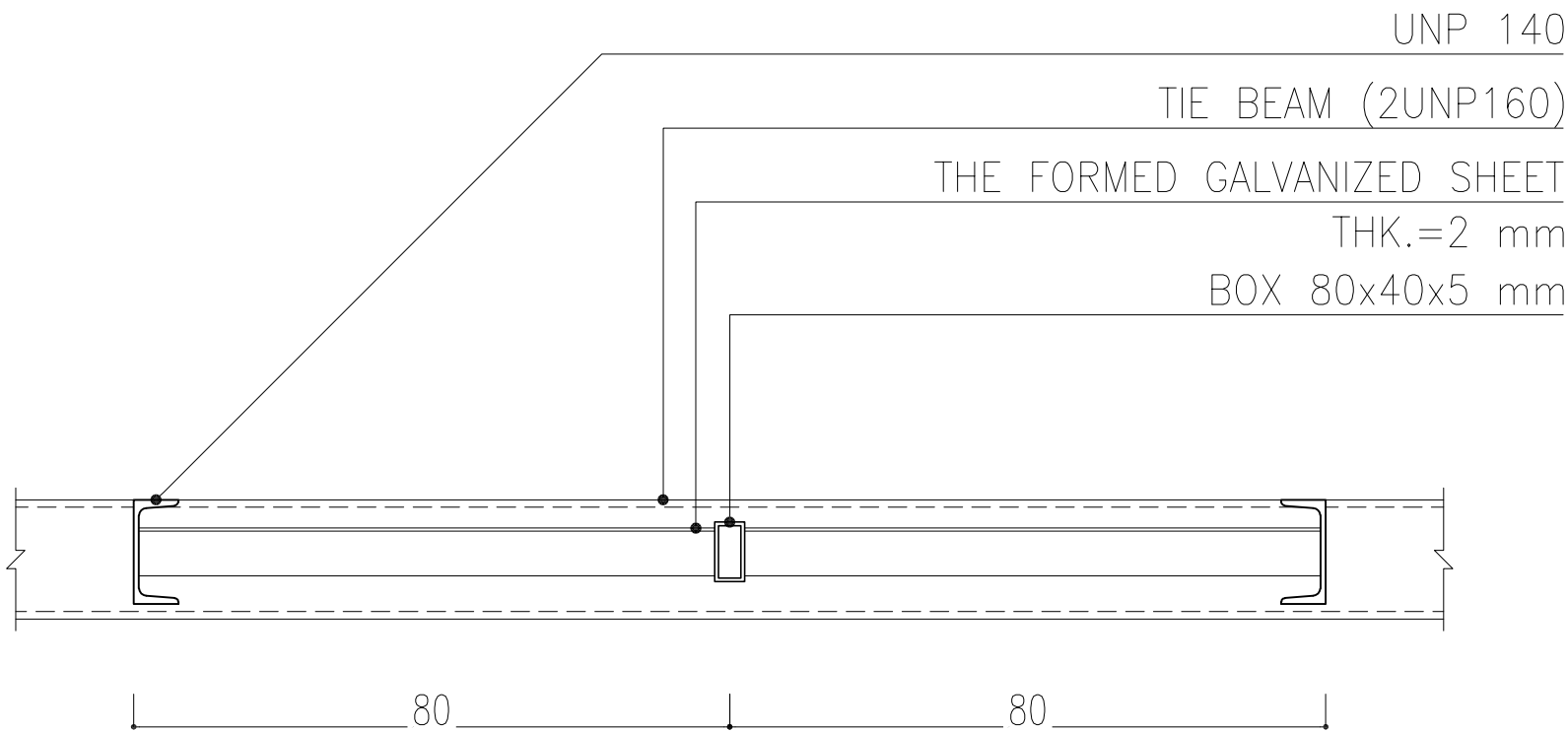
KEY PLAN



SHADER DETAIL
Sc:1/10 DETAIL-48



SECTION A-A
Sc:1/10







SECTION B-B
Sc:1/10

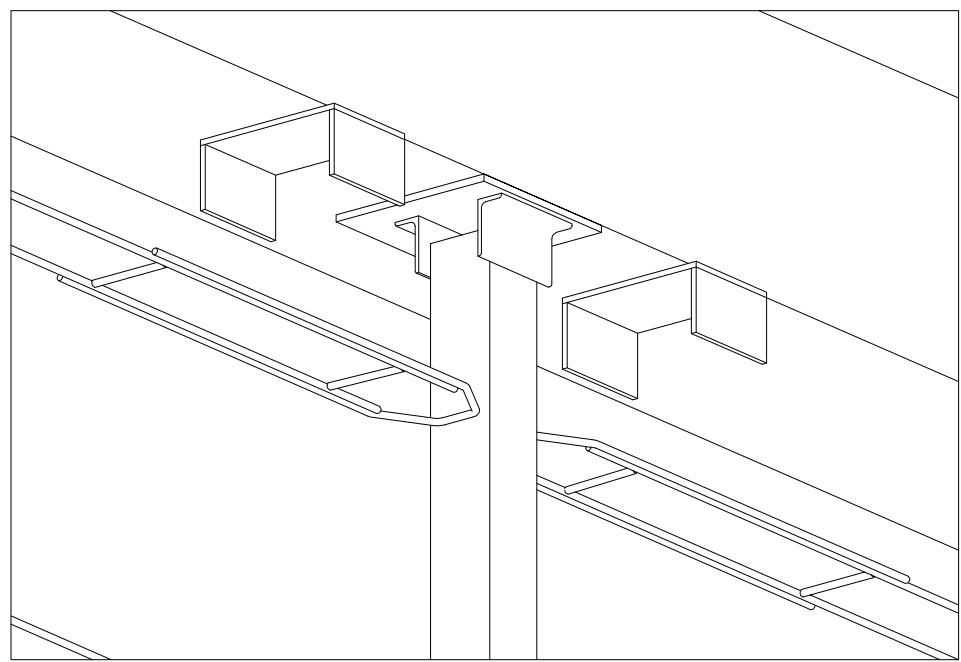
- NOTES
1. ALL DIMENSIONS ARE IN CENTIMETER & ALL ELEVATIONS ARE IN METER.
 2. ALL DIMENSIONS AND ELEVATIONS SHALL BE CHECKED BY THE CONTRACTOR PRIOR TO CONSTRUCTION.
 3. CONTRACTOR SHALL COMPARE ALL ARCHITECTURAL, MECHANICAL, ELECTRICAL, PIPING AND STRUCTURAL DRAWINGS AND IN CASE OF ANY CONFLICTS OR DISCREPANCY, INFORM THE ENGINEER.
 4. ALL MATERIALS ARE SELECTED FROM THE HIGHEST QUALITY.
 5. ALL OPENINGS FOR PIPING/CABLING SHALL BE CONSIDERED AS PER RELATED DRAWINGS BEFORE CONSTRUCTION.
 6. ALL MATERIALS SHALL BE APPROVED BY THE CLIENT PRIOR TO CONSTRUCTION.

LEGEND

REFERENCE DRAWING	DRG. No.

KEY PLAN

D02	MAY.2023	AFC	R.BERLOUIE	M.FAKHARIAN	M.Mehrshad	***	***	*****	***	*****	***	*****		
D01	OCT.2022	AFC	R.BERLOUIE	M.FAKHARIAN	M.Mehrshad	***	REV.	DESCRIPTION	BY	DATE	BY	DATE		
D00	DEC.2021	IPC	R.BERLOUIE	M.FAKHARIAN	M.Mehrshad	***			CHECKED		REV. APPR.			
REV.	DATE	P.O.I.S	PREP.	CHK.	APP.	AUT.	اصل و کلیه نسخ این نقشه و حق اقتباس متعلق به شرکت ملی مناطق نفت خیز جنوب میباشد.							
PROJECT NAME:			BINAK OILFIELD DEVELOPMENT GENERAL			 THE ORIGINAL AND ALL COPIES OF THIS DRAWING TOGETHER WITH THE COPYRIGHT THEREIN ARE THE SOLE PROPERTY OF N.I.S.O.C./ FIELDS								
PROJECT NO.:			971020											
EPC CONTRACTOR:			EPD/EPC CONTRACTOR (GC):			BINAK OILFIELD DEVELOPMENT GENERAL								
 						PETROIRAN DEVELOPMENT COMPANY								
HIRGAN ENERGY – DESIGN & INSPECTION COMPANIES			PEDCO			DATE								
						SCALE			DRAWING BY		CHECKED BY		PROJECT ENG.	
						AS SHOWN								
DRAWING TITLE:						NO CONSTRUCTION PERMITTED UNLESS DRAWING APPROVED								
STANDARD DRAWING FOR ARCHITECTURAL DETAILS						APPROVED FOR CONSTRUCTION								
						BY:			DATE:					
SCALE	SIZE	DRAWING NO.			SHEET NO.	REV.	BUDGET REF.	LOCATION	SIZE	CLASS	SERIAL NO.	SHEET	REVISION	
*****	A1	BK-GNRL-PEDCO-000-AR-DW-0001			11 OF 19	D02	053-073-9184	F	4	B	707238	11 OF 19	D02	



250x250x8mm
 80x40x6
 150mm
 100x100x6.3mm
 12.5
 12.5
 6V
 ROWE BOLT (ø18-M16)
 A SEC
 A SEC

Technical drawing of the BOX 100x100x6.3mm. The drawing shows a top view of the box with dimensions: overall width 25, overall height 25, inner width 12.5, inner height 12.5, and wall thickness 3.5. A central square hole is shown with dimensions L=80x40x6 and L=150mm. The drawing also indicates the ROWLBOLT (ø18-M16) and the BOX 100x100x6.3mm.

Technical drawing of a square plate with dimensions and labels:

- Overall dimensions: 25 x 25.
- Inner dimensions: 18 x 18.
- Labels: ROWLBOLT (ø18-M16), BOX 100x100x6.3mm, ø 250x250x8mm.

[illegible]

- THE FREE LENGTH OF EACH WALL SHOULD NOT EXCEED 40X OF ITS THICKNESS OR 6m.
- THE FREE HEIGHT OF EACH WALL SHOULD NOT EXCEED 3.5m.
- THE WALL SEPARATION DISTANCE FROM THE COLUMNS IS 0.01 OF THE HEIGHT OF THE FLOOR, AND THE SEPARATION DISTANCE FROM THE CEILING IS HIGHER VALUE OF 25mm OR THE MAXIMUM LONG-TERM RISE OF THE BEAM, WHICH SHOULD BE COVERED WITH COMPACTING MATERIALS SUCH AS ANTI-MOISTURE ROCK WOOL.

NOTES

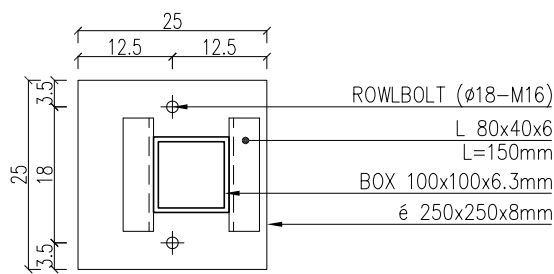
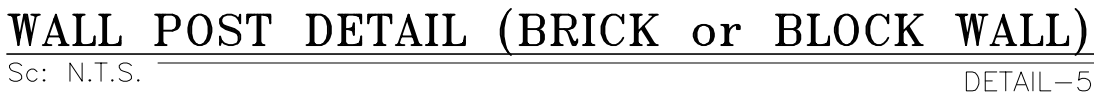
1. ALL DIMENSIONS ARE IN CENTIMETER & ALL ELEVATIONS ARE IN METER.
2. ALL DIMENSIONS AND ELEVATIONS SHALL BE CHECKED BY THE CONTRACTOR PRIOR TO CONSTRUCTION.
3. CONTRACTOR SHALL COMPARE ALL ARCHITECTURAL, MECHANICAL, ELECTRICAL, PIPING AND STRUCTURAL DRAWINGS AND IN CASE OF ANY CONFLICTS OR DISCREPANCY, INFORM THE ENGINEER.
4. ALL MATERIALS ARE SELECTED FROM THE HIGHEST QUALITY.
5. ALL OPENINGS FOR PIPING/CABLING SHALL BE CONSIDERED AS PER RELATED DRAWINGS BEFORE CONSTRUCTION.
6. ALL MATERIALS SHALL BE APPROVED BY THE CLIENT PRIOR TO CONSTRUCTION.

LEGEND

REFERENCE DRAWING	DRG. No.


KEY PLAN

[illegible]



SECTION A-A

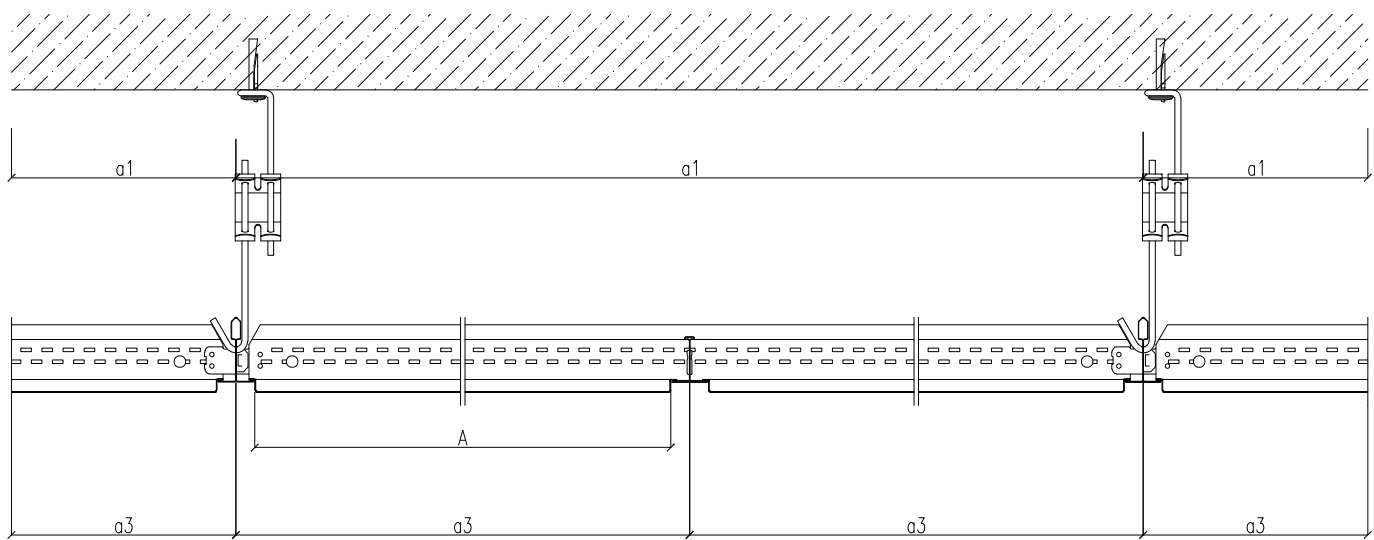
[illegible]



Sc:1/10

- THE FREE LENGTH OF EACH WALL SHOULD NOT EXCEED 40X OF ITS THICKNESS OR 6m.
- THE FREE HEIGHT OF EACH WALL SHOULD NOT EXCEED 3.5m.
- THE WALL SEPARATION DISTANCE FROM THE COLUMNS IS 0.01 OF THE HEIGHT OF THE FLOOR, AND THE SEPARATION DISTANCE FROM THE CEILING IS HIGHER VALUE OF 25mm OR THE MAXIMUM LONG-TERM RISE OF THE BEAM, WHICH SHOULD BE COVERED WITH COMPACTING MATERIALS SUCH AS ANTI-MOISTURE ROCK WOOL.

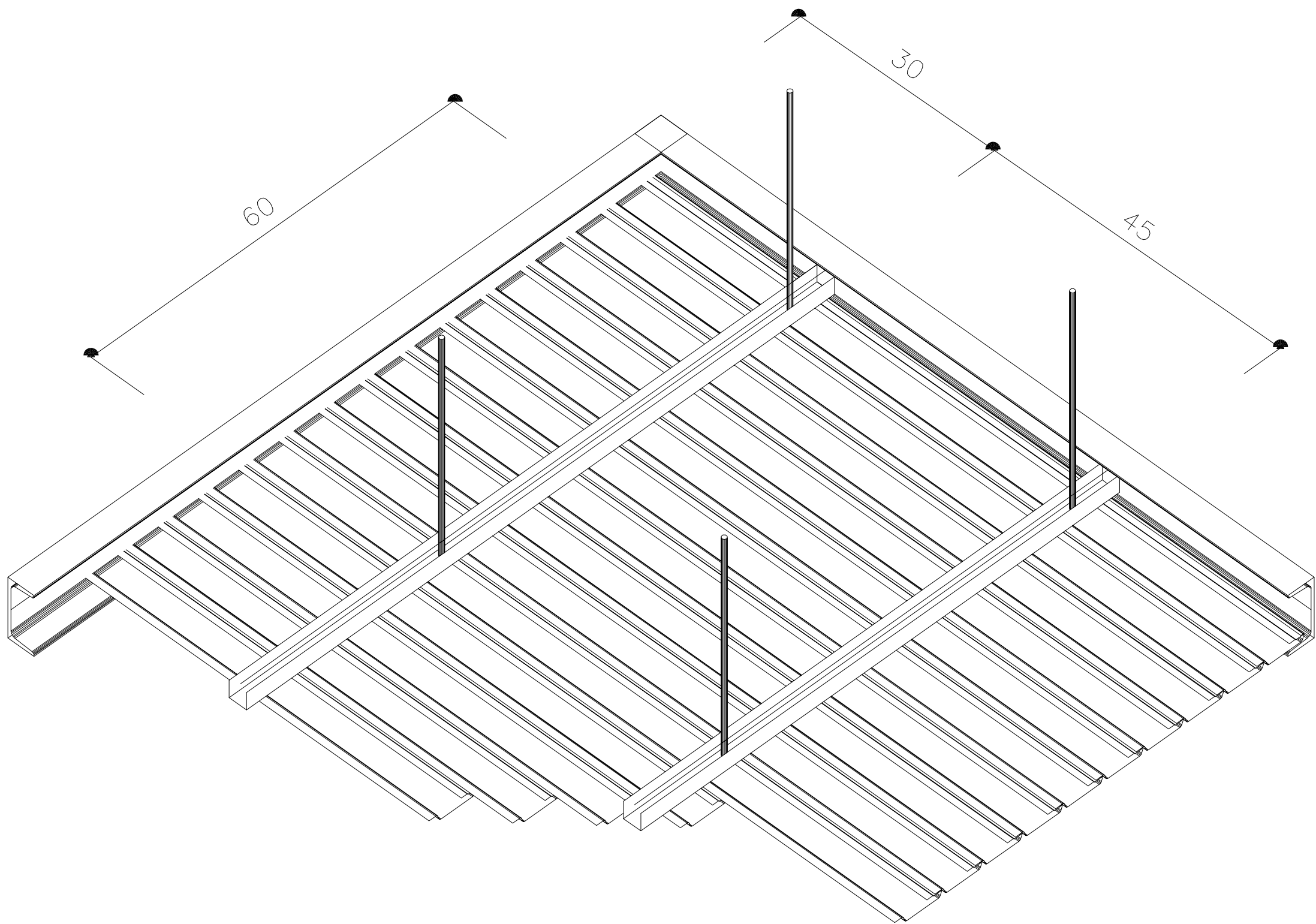
[illegible]



Sc:1/10

Sc:1/10

DETAIL-53



Sc:1/10




DETAIL-54




Sc:1/10





[illegible]

THIS DETAIL SHOULD BE READ IN CONJUNCTION WITH SUSPENDED
CEILING MANUFACTURER DETAILS FOR (ALUM,GRID TYPE)
A: TILES DIMENTION 600 mm.WHEN NEEDED
B: MAX.1200mm
C.Max.1200 mm



L (m)	WALL THK. =35cm		
	J 	2 L 	2IPE 
0.50	3J6	40	--
0.75	3J6	40	--
1.00	3J6	50	--
1.25	3J8	50	--
1.50	3J8	60	--
1.75	3J10	70	--
2.00	3J10	80	--
2.25	3J12	80	80
2.50	--	100	80
2.75	--	100	100
3.00	--	--	100
3.25	--	--	120
3.50	--	--	120
3.75	--	--	140
4.00	--	--	140

L (m)	WALL THK. = 45cm		
	J 	2 L 	2IPE 
0.50	4J6	40	--
0.75	4J6	40	--
1.00	4J6	50	--
1.25	4J8	60	--
1.50	4J10	70	--
1.75	4J10	80	--
2.00	4J12	80	80
2.25	--	100	80
2.50	--	100	100
2.75	--	--	120
3.00	--	--	120
3.25	--	--	120
3.50	--	--	140
3.75	--	--	140
4.00	--	--	160

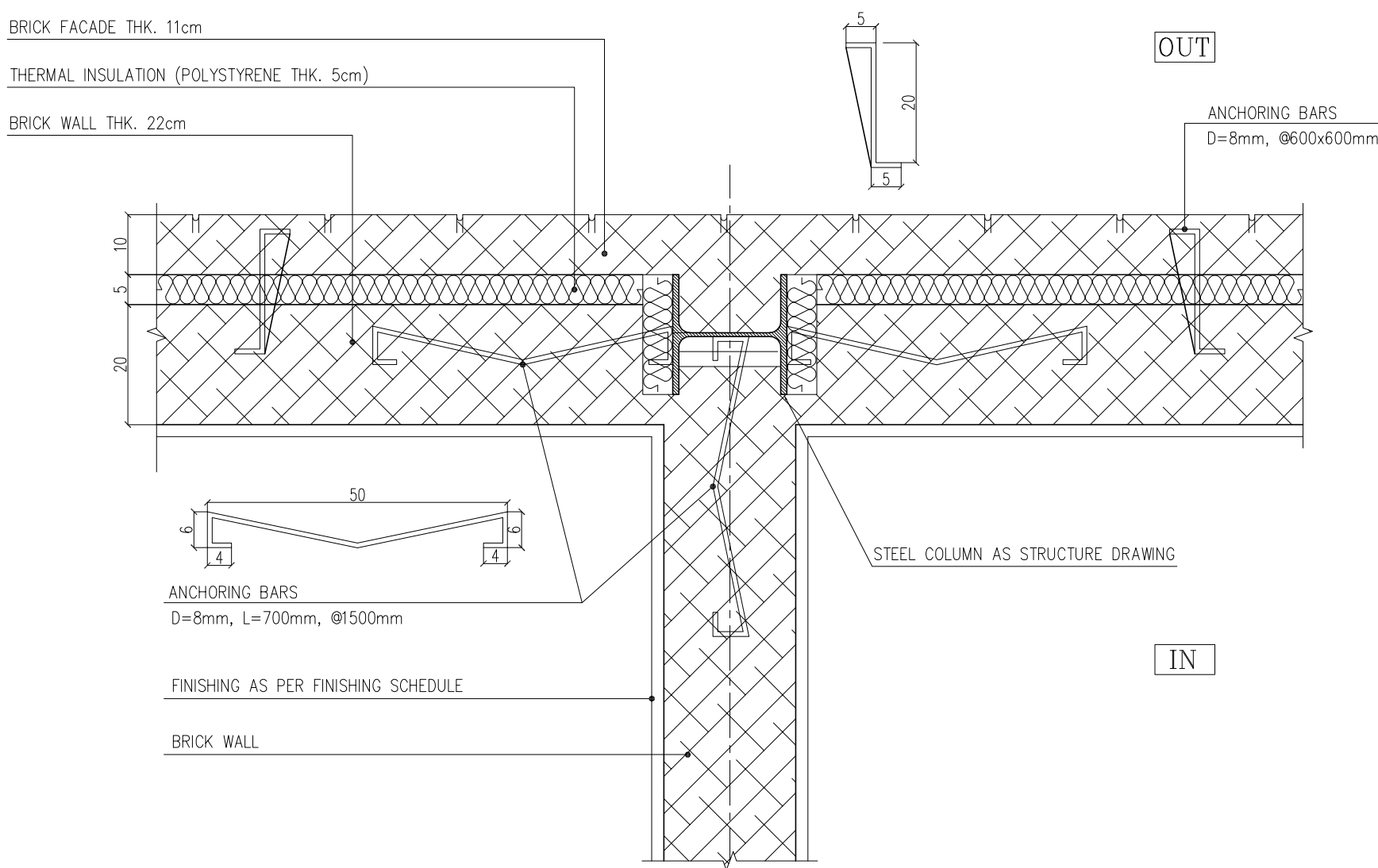
D02	MAY-2023	AFC	R.BERLOUIR	M.FAKHARIAN	M.Mehrshad	***	***	*****	***	**** *	*** **	*** ****	*** ****	*** ****	*** ****										
D01	OCT-2022	AFC	R.BERLOUIR	M.FAKHARIAN	M.Mehrshad	***	REV.	DESCRIPTION	BY	DATE	BY	DATE	BY	DATE											
D00	DEC-2021	IPC	R.BERLOUIR	M.FAKHARIAN	M.Mehrshad	***					CHECKED		REV. APPR.												
REV.	DATE	P.O.I.S	PREP.	CHK.	APP.	AUT.	اصل و کلیه نسخ این نقشه و حق انبساط متعلق به شرکت ملی مناطق نفت خیز جنوب می باشد.																		
PROJECT NAME:			BINAK OILFIELD DEVELOPMENT GENERAL				 THE ORIGINAL AND ALL COPIES OF THIS DRAWING TOGETHER WITH THE COPYRIGHT THEREIN ARE THE SOLE PROPERTY OF N.I.S.O.C./ FIELDS																		
PROJECT NO.:			971020																						
EPC CONTRACTOR:			EPD/EPC CONTRACTOR (GC):				BINAK OILFIELD DEVELOPMENT GENERAL																		
 HIRGAN ENERGY – DESIGN & INSPECTION COMPANIES			 PETROIRAN DEVELOPMENT COMPANY				 COMPANY																		
							DATE		SCALE		DRAWING BY		CHECKED BY		PROJECT ENG.										
									AS SHOWN																
DRAWING TITLE:			STANDARD DRAWING FOR ARCHITECTURAL DETAILS GENERAL DETAILS				NO CONSTRUCTION PERMITTED UNLESS DRAWING APPROVED																		
							APPROVED FOR CONSTRUCTION					BY:		DATE:											
SCALE	SIZE	DRAWING NO.			SHEET NO.	REV.	SUBJECT REF.	LOCATION	SIZE	CLASS	SERIAL NO.	SHEET	REVISION												
*****	A1	BK-GNRL-PEDCO-000-AR-DW-0001			17 OF 19	D02	053-073-9184	F	4	B	707238	17 OF 19	D02												

1. ALL DIMENSIONS ARE IN CENTIMETER & ALL ELEVATIONS ARE IN METER.
2. ALL DIMENSIONS AND ELEVATIONS SHALL BE CHECKED BY THE CONTRACTOR PRIOR TO CONSTRUCTION.
3. CONTRACTOR SHALL COMPARE ALL ARCHITECTURAL, MECHANICAL, ELECTRICAL, PIPING AND STRUCTURAL DRAWINGS AND IN CASE OF ANY CONFLICTS OR DISCREPANCY, INFORM THE ENGINEER.
4. ALL MATERIALS ARE SELECTED FROM THE HIGHEST QUALITY.
5. ALL OPENINGS FOR PIPING/CABLING SHALL BE CONSIDERED AS PER RELATED DRAWINGS BEFORE CONSTRUCTION.
6. ALL MATERIALS SHALL BE APPROVED BY THE CLIENT PRIOR TO CONSTRUCTION.

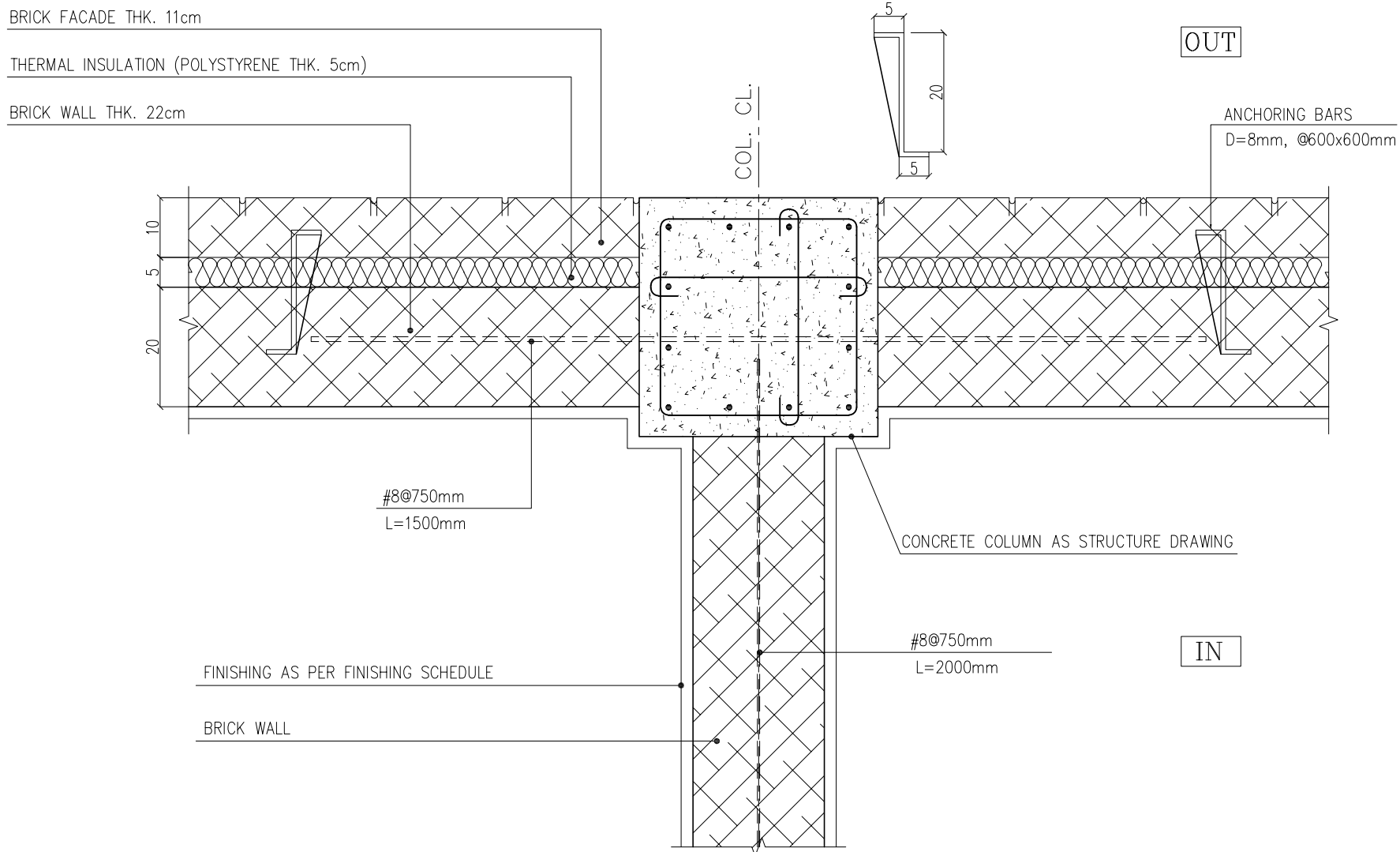
LEGEND

REFERENCE DRAWING	DRG. No.

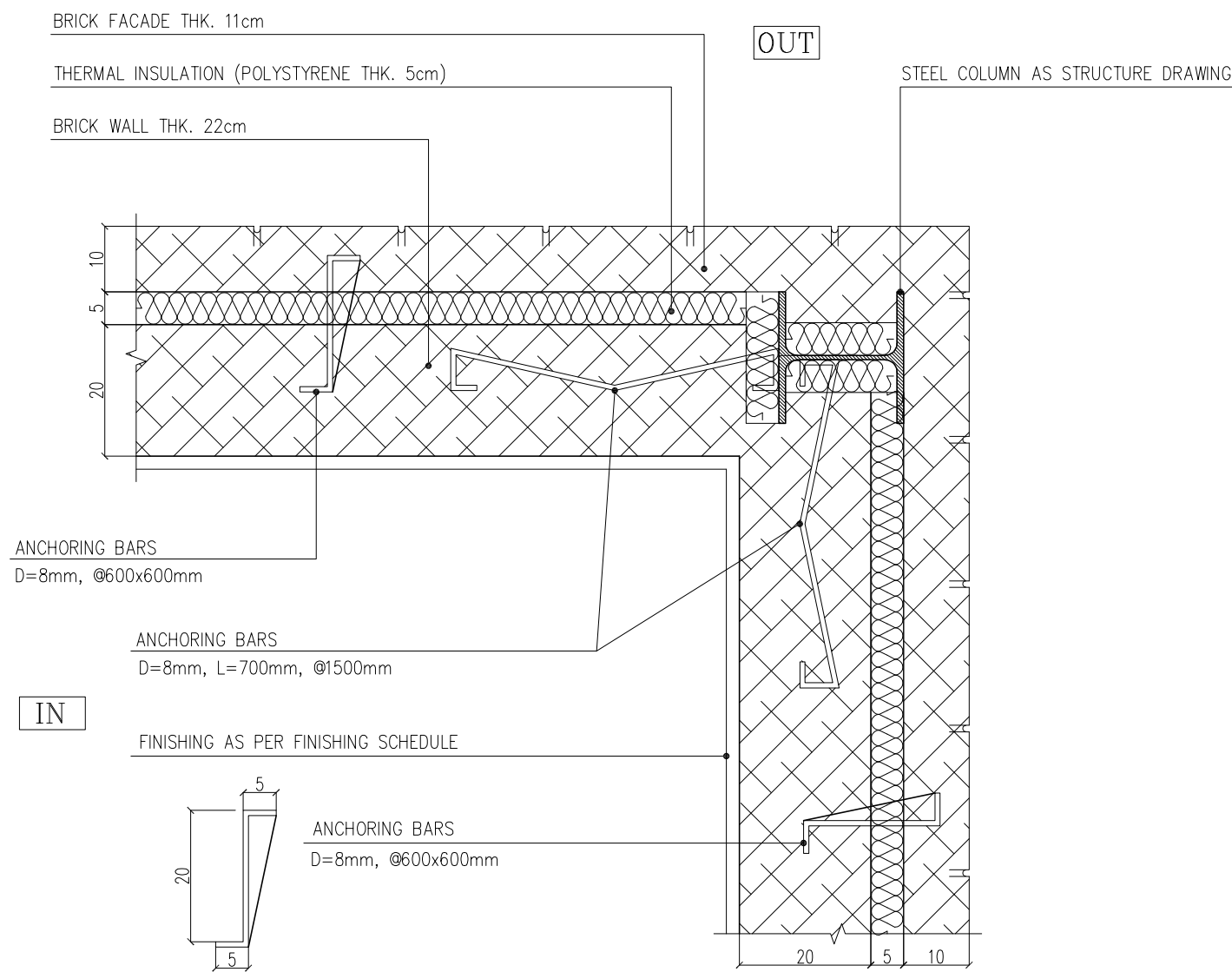
KEY PLAN



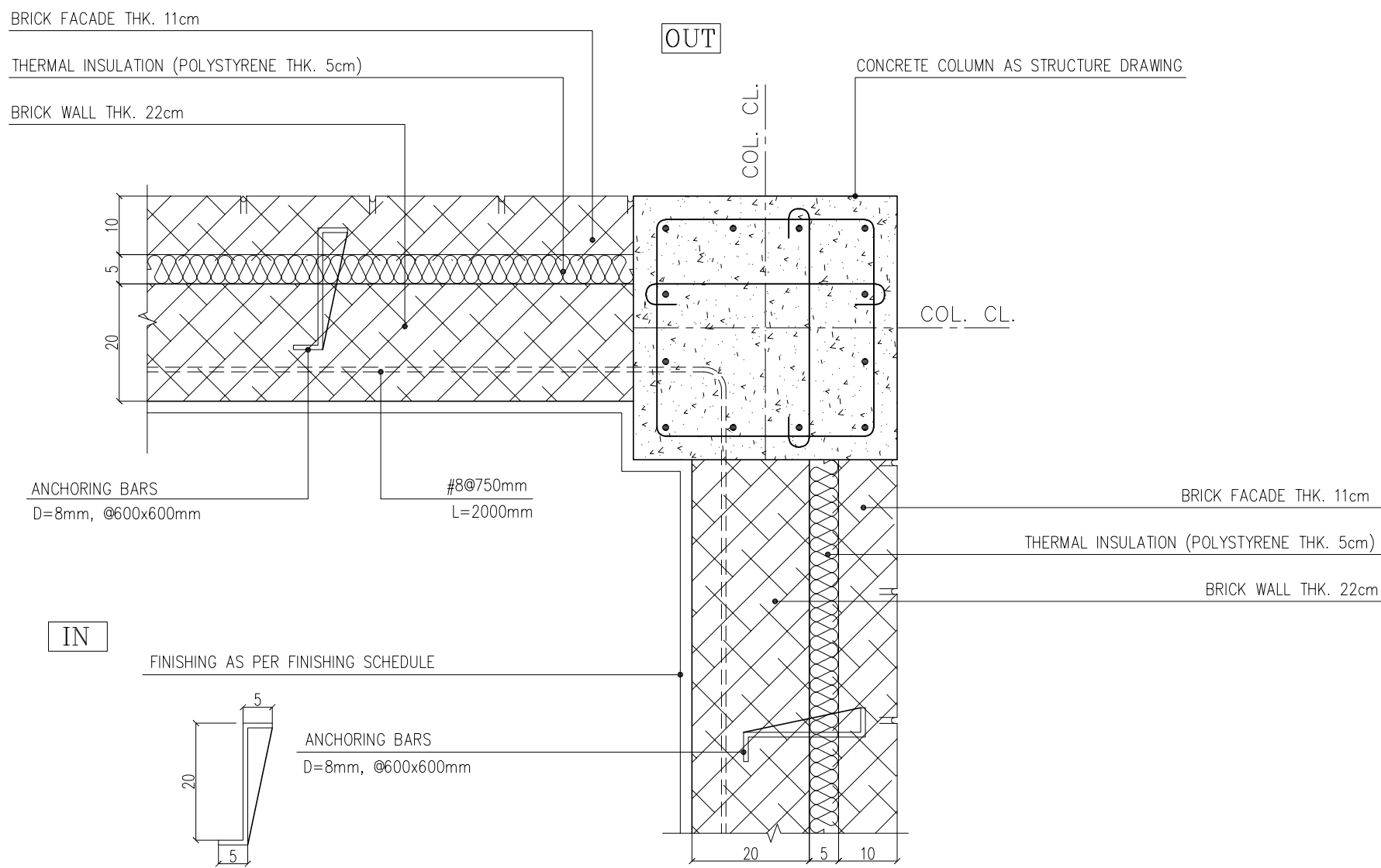
WALL & STEEL COLUMN CONNECTION DETAIL-EXTERNAL-INTERNAL WALL
Sc:1/10 DETAIL-60



WALL & CONCRETE COLUMN CONNECTION DETAIL
Sc:1/10 DETAIL-61



WALL CORNER & STEEL COLUMN CONNECTION DETAIL-EXTERNAL WALL
Sc:1/10 DETAIL-62



WALL CORNER & CONCRETE COLUMN CONNECTION DETAIL-EXTERNAL WALL
Sc:1/10 DETAIL-63




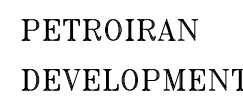
NOTES

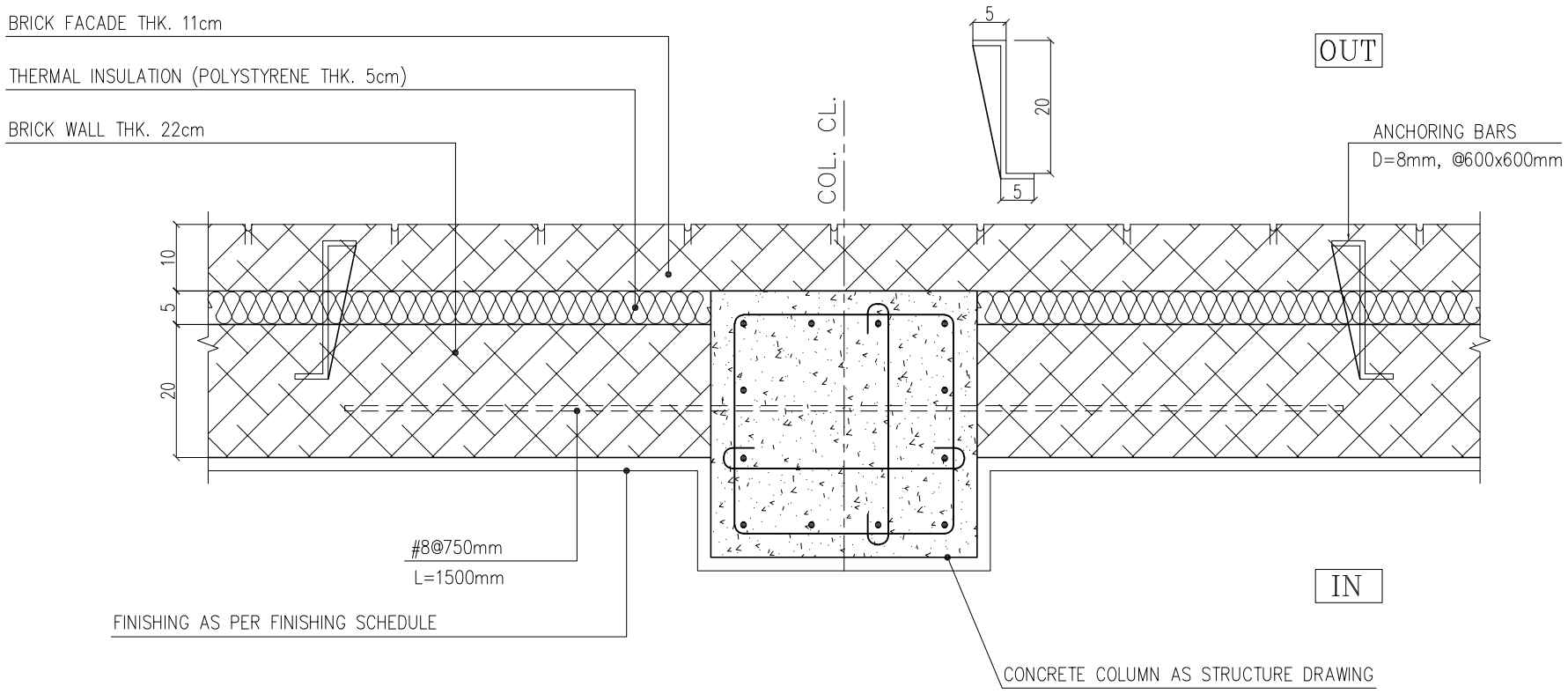
1. ALL DIMENSIONS ARE IN CENTIMETER & ALL ELEVATIONS ARE IN METER.
2. ALL DIMENSIONS AND ELEVATIONS SHALL BE CHECKED BY THE CONTRACTOR PRIOR TO CONSTRUCTION.
3. CONTRACTOR SHALL COMPARE ALL ARCHITECTURAL, MECHANICAL, ELECTRICAL, PIPING AND STRUCTURAL DRAWINGS AND IN CASE OF ANY CONFLICTS OR DISCREPANCY, INFORM THE ENGINEER.
4. ALL MATERIALS ARE SELECTED FROM THE HIGHEST QUALITY.
5. ALL OPENINGS FOR PIPING/CABLING SHALL BE CONSIDERED AS PER RELATED DRAWINGS BEFORE CONSTRUCTION.
6. ALL MATERIALS SHALL BE APPROVED BY THE CLIENT PRIOR TO CONSTRUCTION.

LEGEND

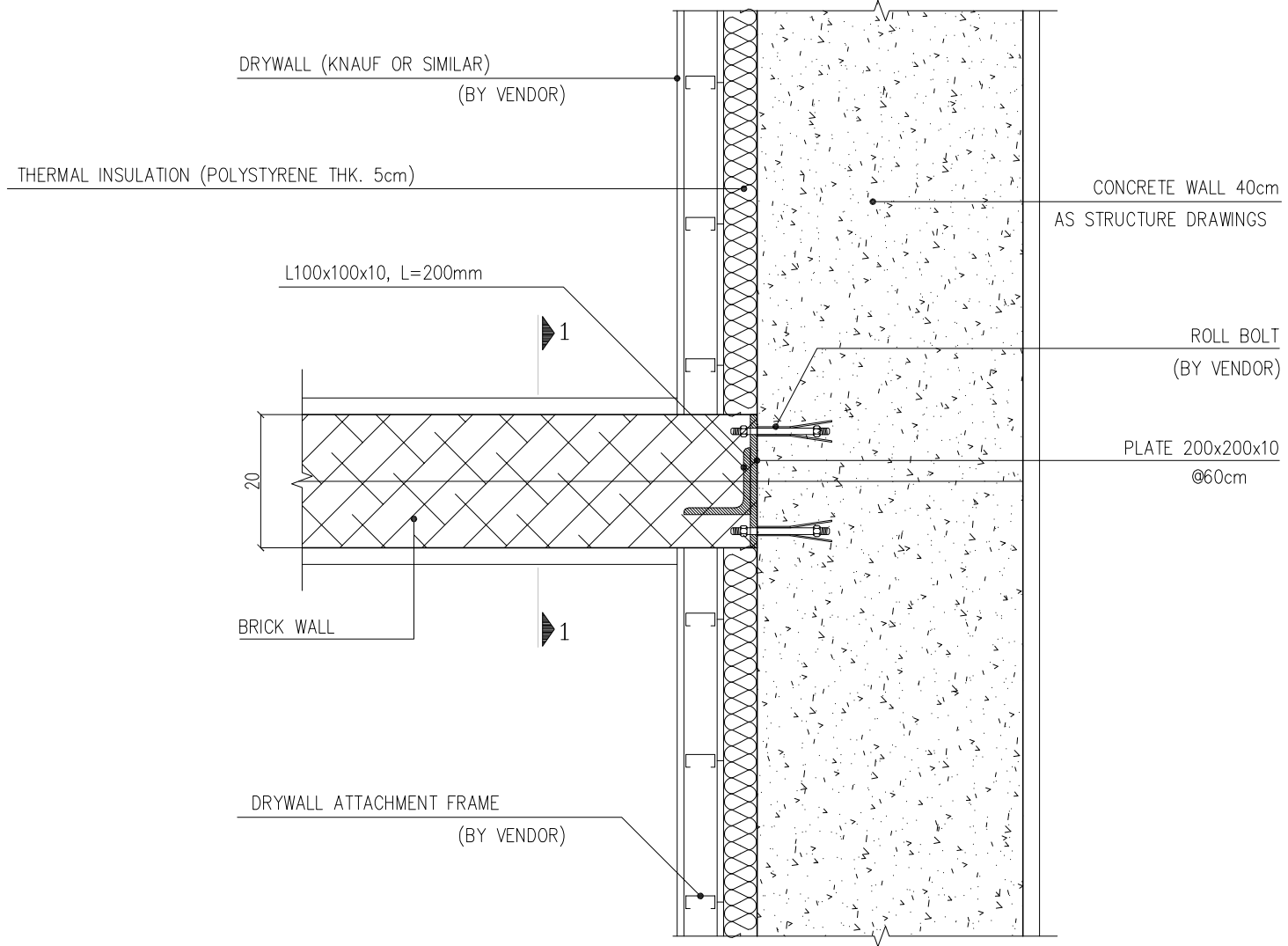
REFERENCE DRAWING	DRG. No.

KEY PLAN

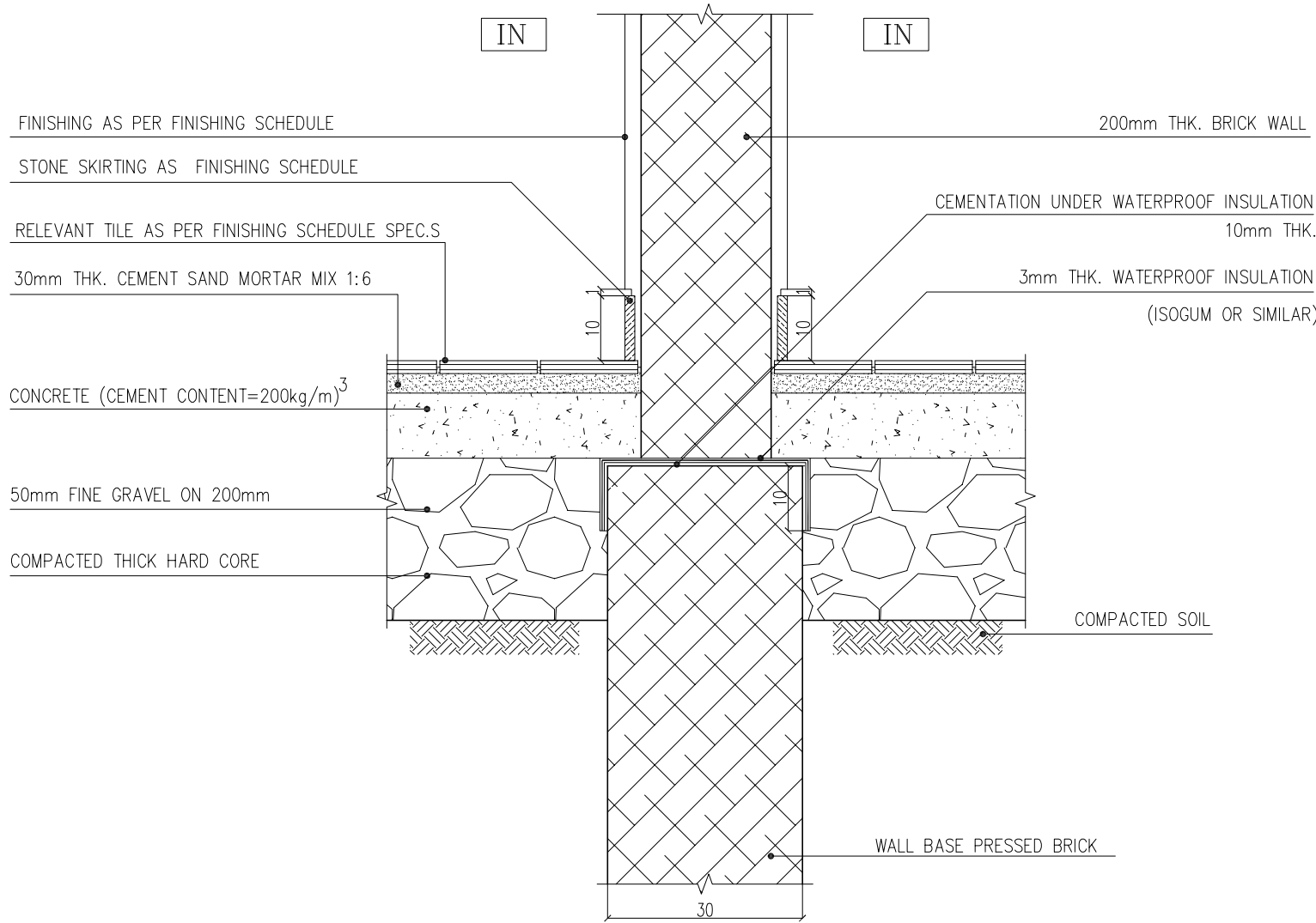
D02	MAY.2023	AFC	R.BERLOUIE	M.FAKHARIAN	M.Mehrshad	***	***	*****	***	*****	***	*****		
D01	OCT.2022	AFC	R.BERLOUIE	M.FAKHARIAN	M.Mehrshad	***	REV.	DESCRIPTION	BY	DATE	BY	DATE		
D00	DEC.2021	IFC	R.BERLOUIE	M.FAKHARIAN	M.Mehrshad	***			CHECKED		REV. APPR.			
REV.	DATE	P.O.I.S	PREP.	CHK.	APP.	AUT.	اصل و کلیه نسخ این نقشه و حق اقتباس متعلق به شرکت ملی مناطق نفت خیز جنوب میباشد.							
PROJECT NAME:			BINAK OILFIELD DEVELOPMENT GENERAL			 THE ORIGINAL AND ALL COPIES OF THIS DRAWING TOGETHER WITH THE COPYRIGHT THEREIN ARE THE SOLE PROPERTY OF N.I.S.O.C./ FIELDS								
PROJECT NO.:			971020											
EPC CONTRACTOR:			EPD/EPC CONTRACTOR (GC):			BINAK OILFIELD DEVELOPMENT GENERAL								
 HIRGAN ENERGY – DESIGN & INSPECTION COMPANIES			 PEDCO			 PETROIRAN DEVELOPMENT COMPANY								
						DATE		SCALE	DRAWING BY	CHECKED BY	PROJECT ENG.			
								AS SHOWN						
DRAWING TITLE:						NO CONSTRUCTION PERMITTED UNLESS DRAWING APPROVED								
STANDARD DRAWING FOR ARCHITECTURAL DETAILS GENERAL DETAILS						APPROVED FOR CONSTRUCTION				BY:		DATE:		
SCALE	SIZE	DRAWING NO.			SHEET NO.	REV.	BUDGET REF.	LOCATION	SIZE	CLASS	SERIAL NO.	SHEET	REVISION	
*****	A1	BK–GNRL–PEDCO–000–AR–DW–0001			18 OF 19	D02	053–073–9184	F	4	B	707238	18 OF 19	D02	



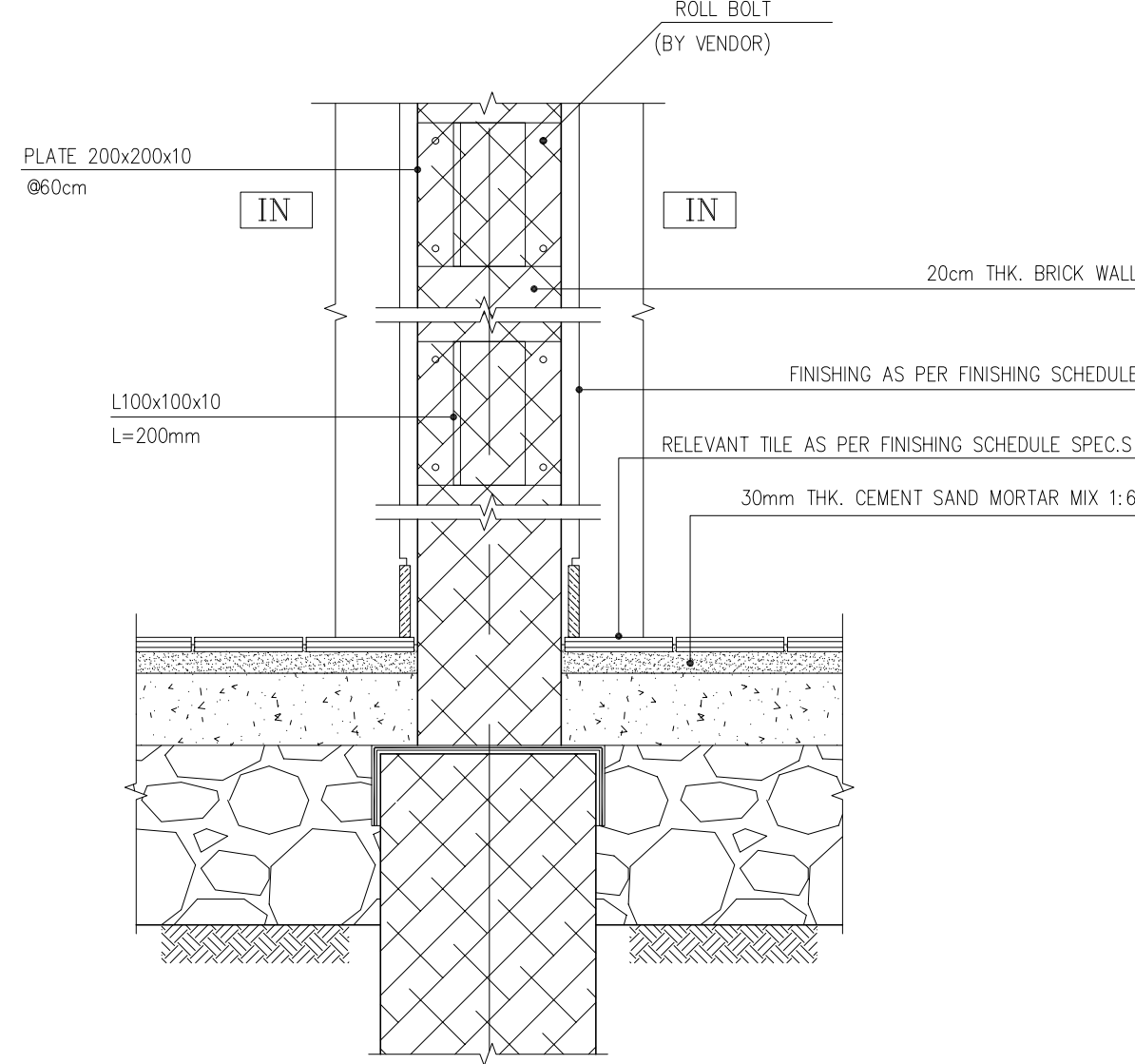
EXTERNAL WALL & CONCRETE COLUMN CONNECTION DETAIL
Sc:1/10 DETAIL-64



CONCRETE WALL & BRICK WALL CONNECTION
Sc:1/10 DETAIL-65



TYPICAL INTERIOR WALL DETAIL (200mm THK.)
Sc:1/10 DETAIL-66



SECTION-1
Sc:1/10




NOTES

1. ALL DIMENSIONS ARE IN CENTIMETER & ALL ELEVATIONS ARE IN METER.
2. ALL DIMENSIONS AND ELEVATIONS SHALL BE CHECKED BY THE CONTRACTOR PRIOR TO CONSTRUCTION.
3. CONTRACTOR SHALL COMPARE ALL ARCHITECTURAL, MECHANICAL, ELECTRICAL, PIPING AND STRUCTURAL DRAWINGS AND IN CASE OF ANY CONFLICTS OR DISCREPANCY, INFORM THE ENGINEER.
4. ALL MATERIALS ARE SELECTED FROM THE HIGHEST QUALITY.
5. ALL OPENINGS FOR PIPING/CABLING SHALL BE CONSIDERED AS PER RELATED DRAWINGS BEFORE CONSTRUCTION.
6. ALL MATERIALS SHALL BE APPROVED BY THE CLIENT PRIOR TO CONSTRUCTION.

LEGEND

REFERENCE DRAWING	DRG. No.

KEY PLAN

D02	MAY.2023	AFC	R.BERLOUIE	M.FAKHARIAN	M.Mehrshad	***	***	*****	***	*****	***	*****	***	*****	***
D01	OCT.2022	AFC	R.BERLOUIE	M.FAKHARIAN	M.Mehrshad	***	REV.	DESCRIPTION	BY	DATE	BY	DATE	BY	DATE	DATE
D00	DEC.2021	IFC	R.BERLOUIE	M.FAKHARIAN	M.Mehrshad	***			CHECKED		REV. APPR.				
REV.	DATE	P.O.I.S	PREP.	CHK.	APP.	AUT.	اصل و کليه نسخ آين نقشه و حق اقتباس متعلق به شرکت ملی مناطق نفت خيز جنوب ميباشد.								
PROJECT NAME:			BINAK OILFIELD DEVELOPMENT GENERAL			 THE ORIGINAL AND ALL COPIES OF THIS DRAWING TOGETHER WITH THE COPYRIGHT THEREIN ARE THE SOLE PROPERTY OF N.I.S.O.C./ FIELDS									
PROJECT NO.:			971020												
EPC CONTRACTOR:			EPD/EPC CONTRACTOR (GC):			BINAK OILFIELD DEVELOPMENT GENERAL									
 HIRGAN ENERGY – DESIGN & INSPECTION COMPANIES			 PETROIRAN DEVELOPMENT COMPANY												
						DATE		SCALE	DRAWING BY	CHECKED BY	PROJECT ENG.				
								AS SHOWN							
DRAWING TITLE:						NO CONSTRUCTION PERMITTED UNLESS DRAWING APPROVED									
STANDARD DRAWING FOR ARCHITECTURAL DETAILS GENERAL DETAILS						APPROVED FOR CONSTRUCTION				BY:		DATE:			
SCALE	SIZE	DRAWING NO.			SHEET NO.	REV.	BUDGET REF.	LOCATION	SIZE	CLASS	SERIAL NO.	SHEET	REVISION		
*****	A1	BK–GNRL–PEDCO–000–AR–DW–0001			19 OF 19	D02	053–073–9184	F	4	B	707238	19 OF 19	D02		