



نگهداشت و افزایش تولید میدان نفتی بینک  
سطح الارض



احداث ردیف تراکم گاز در ایستگاه جمع آوری بینک

شماره پیمان:

053 - 073 - 9184

CALCULATION NOTE FOR PSV SIZING

نسخه	سریال	نوع مدرک	رشته	تسهیلات	صادرکننده	بسته کاری	پروژه
D06	0004	CN	PR	120	PEDCO	GCS	BK

شماره صفحه: 1 از 14

طرح نگهداشت و افزایش تولید 27 مخزن

CALCULATION NOTE FOR PSV SIZING

نگهداشت و افزایش تولید میدان نفتی بینک

D06	MAY.2023	IFA	M.Aryafar	M.Fakharian	A.M.Mohseni	
D05	APR.2023	IFA	M.Aryafar	M.Fakharian	M.Mehrshad	
D04	DEC.2022	IFA	M.Aryafar	M.Fakharian	M.Mehrshad	
D03	OCT.2022	IFA	M.Aryafar	M.Fakharian	M.Mehrshad	
D02	APR.2022	IFA	M.Aryafar	M.Fakharian	M.Mehrshad	
D01	JAN.2022	IFA	M.Aryafar	M.Fakharian	M.Mehrshad	
D00	SEP.2021	IFC	M.Aryafar	M.Fakharian	Sh.Ghalikar	
Rev.	Date	Purpose of Issue/Status	Prepared by:	Checked by:	Approved by:	CLIENT Approval

Class: 2

CLIENT Doc. Number: F0Z-708742

Status:

IDC: Inter-Discipline Check  
IFC: Issued For Comment  
IFA: Issued For Approval  
AFD: Approved For Design  
AFC: Approved For Construction  
AFP: Approved For Purchase  
AFQ: Approved For Quotation  
IFI: Issued For Information  
AB-R: As-Built for CLIENT Review  
AB-A: As-Built -Approved



نگهداشت و افزایش تولید میدان نفتی بینک  
سطح الارض



احداث ردیف تراکم گاز در ایستگاه جمع آوری بینک

شماره پیمان:

053 - 073 - 9184

CALCULATION NOTE FOR PSV SIZING



نسخه	سریال	نوع مدرک	رشته	تسهیلات	صادرکننده	بسته کاری	پروژه
D06	0004	CN	PR	120	PEDCO	GCS	BK

شماره صفحه: 2 از 14

REVISION RECORD SHEET



PAGE	D00	D01	D02	D03	D04	D05	D06
1	X	X	X	X	X	X	X
2	X	X	X	X	X	X	X
3	X						
4	X						
5	X	X	X				
6	X	X	X				
7	X	X	X				
8	X	X					
9	X		X				
10	X						
11	X						
12	X		X	X	X	X	X
13	X		X	X	X	X	
14	X		X	X	X	X	
15							
16							
17							
18							
19							
20							
21							
22							
23							
24							
25							
26							
27							
28							
29							
30							
31							
32							
33							
34							
35							
36							
37							
38							
39							
40							
41							
42							
43							
44							
45							
46							
47							
48							
49							
50							
51							
52							
53							
54							
55							
56							
57							
58							
59							
60							
61							
62							
63							
64							
65							

PAGE	D00	D01	D02	D03	D04	D05	D06
66							
67							
68							
69							
70							
71							
72							
73							
74							
75							
76							
77							
78							
79							
80							
81							
82							
83							
84							
85							
86							
87							
88							
89							
90							
91							
92							
93							
94							
95							
96							
97							
98							
99							
100							
101							
102							
103							
104							
105							
106							
107							
108							
109							
110							
111							
112							
113							
114							
115							
116							
117							
118							
119							
120							
121							
122							
123							
124							
125							
126							
127							
128							
129							
130							

 <p>NISOC</p>	<p>نگهداشت و افزایش تولید میدان نفتی بینک سطح الارض</p> <p>احداث ردیف تراکم گاز در ایستگاه جمع آوری بینک</p>																	
<p>شماره پیمان: 053 - 073 - 9184</p>	<p>CALCULATION NOTE FOR PSV SIZING</p> <table border="1"> <thead> <tr> <th>پروژه</th> <th>بسته کاری</th> <th>صادرکننده</th> <th>تسهیلات</th> <th>رشته</th> <th>نوع مدرک</th> <th>سریال</th> <th>نسخه</th> </tr> </thead> <tbody> <tr> <td>BK</td> <td>GCS</td> <td>PEDCO</td> <td>120</td> <td>PR</td> <td>CN</td> <td>0004</td> <td>D06</td> </tr> </tbody> </table>	پروژه	بسته کاری	صادرکننده	تسهیلات	رشته	نوع مدرک	سریال	نسخه	BK	GCS	PEDCO	120	PR	CN	0004	D06	<p>شماره صفحه: 3 از 14</p>
پروژه	بسته کاری	صادرکننده	تسهیلات	رشته	نوع مدرک	سریال	نسخه											
BK	GCS	PEDCO	120	PR	CN	0004	D06											

## CONTENTS

<b>1.0</b>	<b>INTRODUCTION</b> .....	<b>4</b>
<b>2.0</b>	<b>SCOPE</b> .....	<b>5</b>
<b>3.0</b>	<b>NORMATIVE REFERENCES</b> .....	<b>5</b>
3.1	LOCAL CODES AND STANDARDS.....	5
3.2	INTERNATIONAL CODES AND STANDARDS.....	5
3.3	THE PROJECT DOCUMENTS.....	5
3.4	ENVIRONMENTAL DATA .....	5
<b>4.0</b>	<b>PSV SIZING</b> .....	<b>5</b>
4.1	FIRE; EXTERNAL FIRE ON THE UNWETTED SURFACE OF VESSEL.....	6
4.2	FIRE; EXTERNAL FIRE ON THE WETTED SURFACE OF VESSEL .....	7
4.3	BLOCKED OUTLET .....	9
<b>5.0</b>	<b>RELIEF LOAD SUMMARY TABLE</b> .....	<b>11</b>
	<b>ATTACHMENT: SOFTWARE REPORT</b> .....	<b>14</b>

	<p>نگهداشت و افزایش تولید میدان نفتی بینک سطح الارض</p> <p>احداث ردیف تراکم گاز در ایستگاه جمع آوری بینک</p>																	
<p>شماره پیمان: 053 - 073 - 9184</p>	<p><b>CALCULATION NOTE FOR PSV SIZING</b></p> <table border="1" style="width: 100%; border-collapse: collapse;"> <thead> <tr> <th>نسخه</th> <th>سریال</th> <th>نوع مدرک</th> <th>رشته</th> <th>تسهیلات</th> <th>صادرکننده</th> <th>بسته کاری</th> <th>پروژه</th> </tr> </thead> <tbody> <tr> <td>D06</td> <td>0004</td> <td>CN</td> <td>PR</td> <td>120</td> <td>PEDCO</td> <td>GCS</td> <td>BK</td> </tr> </tbody> </table>	نسخه	سریال	نوع مدرک	رشته	تسهیلات	صادرکننده	بسته کاری	پروژه	D06	0004	CN	PR	120	PEDCO	GCS	BK	<p>شماره صفحه : 4 از 14</p>
نسخه	سریال	نوع مدرک	رشته	تسهیلات	صادرکننده	بسته کاری	پروژه											
D06	0004	CN	PR	120	PEDCO	GCS	BK											

## 1.0 INTRODUCTION

Binak oilfield in Bushehr province is a part of the southern oilfields of Iran, is located 20 km northwest of Genaveh city .



With the aim of increasing production of oil from Binak oilfield, an EPC/EPD Project has been defined by NIOC/NISOC and awarded to Petro Iran Development Company (PEDCO). Also PEDCO (as General Contractor) has assigned the EPC-packages of the Project to "Hirgan Energy - Design and Inspection" JV.

As a part of the Project, a New Gas Compressor Station (adjacent to existing Binak GCS) shall be constructed to gather of 15 MMSCFD (approx.) associated gases and compress & transfer them to Siahmakan GIS.

### GENERAL DEFINITION

The following terms shall be used in this document.

CLIENT:	National Iranian South Oilfields Company (NISOC)
PROJECT:	Binak Oilfield Development – Surface Facilities; New Gas Compressor Station
EPD/EPC CONTRACTOR (GC):	Petro Iran Development Company (PEDCO)
EPC CONTRACTOR:	Joint Venture of : Hirgan Energy – Design & Inspection (D&I) Companies
VENDOR:	The firm or person who will fabricate the equipment or material.
EXECUTOR:	Executor is the party which carries out all or part of construction and/or commissioning for the project.
THIRD PARTY INSPECTOR (TPI):	The firm appointed by EPD/EPC CONTRACTOR (GC) and approved by CLIENT (in writing) for the inspection of goods.
SHALL:	Is used where a provision is mandatory.
SHOULD:	Is used where a provision is advisory only.
WILL:	Is normally used in connection with the action by CLIENT rather than by an EPC/EPD CONTRACTOR, supplier or VENDOR.
MAY:	Is used where a provision is completely discretionary.

 <b>NISOC</b>	<b>نگهداشت و افزایش تولید میدان نفتی بینک سطح الارض</b>  <b>احداث ردیف تراکم گاز در ایستگاه جمع آوری بینک</b>																	
شماره پیمان: <b>053 - 073 - 9184</b>	<b>CALCULATION NOTE FOR PSV SIZING</b>	شماره صفحه: 5 از 14																
	<table border="1" style="width: 100%; text-align: center;"> <tr> <th>پروژه</th> <th>بسته کاری</th> <th>صادرکننده</th> <th>تسهیلات</th> <th>رشته</th> <th>نوع مدرک</th> <th>سریال</th> <th>نسخه</th> </tr> <tr> <td>BK</td> <td>GCS</td> <td>PEDCO</td> <td>120</td> <td>PR</td> <td>CN</td> <td>0004</td> <td>D06</td> </tr> </table>	پروژه	بسته کاری	صادرکننده	تسهیلات	رشته	نوع مدرک	سریال	نسخه	BK	GCS	PEDCO	120	PR	CN	0004	D06	
پروژه	بسته کاری	صادرکننده	تسهیلات	رشته	نوع مدرک	سریال	نسخه											
BK	GCS	PEDCO	120	PR	CN	0004	D06											

## 2.0 SCOPE

The scope of this document is to provide sizing calculation of Pressure Safety Valves's of BINAK New GCS unit.

## 3.0 NORMATIVE REFERENCES

### 3.1 LOCAL CODES AND STANDARDS

- IPS-E-PR-450 Process Design Of Pressure Relieving systems inclusive safety relief valves
- IPS-E-PR-460 Process Design Of Flare And Blowdown Systems

### 3.2 INTERNATIONAL CODES AND STANDARDS

- API-STD-520 Sizing, Selection and Installation of Pressure Relieving Devices in Refineries, Part 1-Sizing and Selection
- API-STD-521 Pressure Relieving and Depressuring Systems
- API-STD-526 Flanged Steel Pressure Relief Valves

### 3.3 THE PROJECT DOCUMENTS

- BK-GNRAL-PEDCO-000-PR-DB-0001 Process Basis of Design
- BK-GNRAL-PEDCO-000-PR-DC-0001 Process Design Criteria
- BK-GCS-PEDCO-120-PR-PF-0001 Process Flow Diagram (PFD)
- BK-GCS-PEDCO-120-PR-PI-0002~25 Piping & Instrumentation Diagram



### 3.4 ENVIRONMENTAL DATA

Refer to "Process Basis of Design; Doc. No. BK-GNRAL-PEDCO-000-PR-DB-0001".

## 4.0 PSV SIZING

Following two over pressure scenarios are recognized for Kashan gas compressor station, which PSV's are considered to protect relevant equipments & pipings against pressure increasing.

- FIRE (UNWETTED)
- FIRE (WETTED)
- BLOCKED OUTLET

	<p>نگهداشت و افزایش تولید میدان نفتی بینک سطح الارض</p> <p>احداث ردیف تراکم گاز در ایستگاه جمع آوری بینک</p>																	
شماره پیمان: 053 - 073 - 9184	<b>CALCULATION NOTE FOR PSV SIZING</b> <table border="1" style="width: 100%; border-collapse: collapse;"> <thead> <tr> <th>پروژه</th> <th>بسته کاری</th> <th>صادرکننده</th> <th>تسهیلات</th> <th>رشته</th> <th>نوع مدرک</th> <th>سریال</th> <th>نسخه</th> </tr> </thead> <tbody> <tr> <td>BK</td> <td>GCS</td> <td>PEDCO</td> <td>120</td> <td>PR</td> <td>CN</td> <td>0004</td> <td>D06</td> </tr> </tbody> </table>	پروژه	بسته کاری	صادرکننده	تسهیلات	رشته	نوع مدرک	سریال	نسخه	BK	GCS	PEDCO	120	PR	CN	0004	D06	شماره صفحه: 6 از 14
پروژه	بسته کاری	صادرکننده	تسهیلات	رشته	نوع مدرک	سریال	نسخه											
BK	GCS	PEDCO	120	PR	CN	0004	D06											

#### 4.1 FIRE; EXTERNAL FIRE ON THE UNWETTED SURFACE OF VESSEL

According to API 521 2007, The discharge areas for pressure-relief devices on vessels containing super-critical fluids, gases or vapors exposed to open fires can be estimated using Equation 1.

$$A = \frac{F' \cdot A'}{\sqrt{P_1}} \quad (1)$$

Where

A is the effective discharge area of the valve, expressed in SI units (square inches);

A' is the exposed surface area of the vessel, expressed in SI units (square feet);

P1 is the upstream relieving absolute pressure, expressed in SI units (psi);

NOTE: p1 is the set pressure plus the allowable overpressure plus the atmospheric pressure.

F' can be determined using Equation (2). If calculated using Equation (2) and the result is less than 0,01, then use a recommended minimum value of F' =0,01. If insufficient information is available to use Equation (2), then use F' =0,045.

$$F' = \frac{0,1406}{C \cdot K_D} \left[ \frac{(T_w - T_1)^{1,25}}{T_1^{0,6506}} \right] \quad (2)$$



Where

KD is the coefficient of discharge (obtainable from the valve manufacturer);

NOTE: A KD value of 0.975 is typically used for preliminary sizing of pressure-relief valves (see API RP 520-1 or ISO 4126).

Tw is the recommended maximum wall temperature of vessel material

T1 is the gas absolute temperature, at the upstream relieving pressure, determined from Equation (4), expressed in °R.

	نگهداشت و افزایش تولید میدان نفتی بینک سطح الارض احداث ردیف تراکم گاز در ایستگاه جمع آوری بینک																	
شماره پیمان: 053 - 073 - 9184	<b>CALCULATION NOTE FOR PSV SIZING</b> <table border="1" style="width: 100%; border-collapse: collapse;"> <tr> <td style="width: 10%;">پروژه</td> <td style="width: 10%;">بسته کاری</td> <td style="width: 10%;">صادرکننده</td> <td style="width: 10%;">تسهیلات</td> <td style="width: 10%;">رشته</td> <td style="width: 10%;">نوع مدرک</td> <td style="width: 10%;">سریال</td> <td style="width: 10%;">نسخه</td> </tr> <tr> <td>BK</td> <td>GCS</td> <td>PEDCO</td> <td>120</td> <td>PR</td> <td>CN</td> <td>0004</td> <td>D06</td> </tr> </table>	پروژه	بسته کاری	صادرکننده	تسهیلات	رشته	نوع مدرک	سریال	نسخه	BK	GCS	PEDCO	120	PR	CN	0004	D06	شماره صفحه : 7 از 14
پروژه	بسته کاری	صادرکننده	تسهیلات	رشته	نوع مدرک	سریال	نسخه											
BK	GCS	PEDCO	120	PR	CN	0004	D06											

C is given by Equation (3):

$$C = 520 \sqrt{k \left( \frac{2}{k+1} \right)^{\frac{k+1}{k-1}}} \quad (3)$$

Where

k is the specific heat ratio (Cp/Cv) of gas or vapor at relieving conditions;

$$T_1 = \frac{p_1}{p_n} \cdot T_n \quad (4)$$

where

p<sub>n</sub> is the normal operating gas absolute pressure, expressed in SI units (psi);

T<sub>n</sub> is the normal operating gas absolute temperature, expressed in SI units (°R).

The recommended maximum vessel wall temperature, T<sub>w</sub>, for the usual carbon steel plate materials is 593 °C (1 100 °F).

The relief load, q<sub>m, relief</sub>, expressed in pounds per hour, can be calculated from equation (5)



$$q_{m, \text{relief}} = 0,1406 \sqrt{M \cdot p_1} \left[ \frac{A' (T_w - T_1)^{1,25}}{T_1^{1,1506}} \right] \quad (5)$$

Where M is the relative molecular mass of the gas.

#### 4.2 FIRE; EXTERNAL FIRE ON THE WETTED SURFACE OF VESSEL

The amount of heat absorbed by a vessel exposed to an open fire is markedly affected by the type of fuel feeding the fire, the degree to which the vessel is enveloped by the flames (a function of vessel size and shape), and fireproofing measures.

Adequate drainage is necessary to control the spread of major spills from one area to another and to control surface drainage and refinery waste water. This can be accomplished by the strategic

	<p>نگهداشت و افزایش تولید میدان نفتی بینک سطح الارض</p> <p>احداث ردیف تراکم گاز در ایستگاه جمع آوری بینک</p>																	
شماره پیمان: 053 - 073 - 9184	<b>CALCULATION NOTE FOR PSV SIZING</b> <table border="1" style="width: 100%; border-collapse: collapse;"> <tr> <td>نسخه</td> <td>سریال</td> <td>نوع مدرک</td> <td>رشته</td> <td>تسهیلات</td> <td>صادرکننده</td> <td>بسته کاری</td> <td>پروژه</td> </tr> <tr> <td>D06</td> <td>0004</td> <td>CN</td> <td>PR</td> <td>120</td> <td>PEDCO</td> <td>GCS</td> <td>BK</td> </tr> </table>	نسخه	سریال	نوع مدرک	رشته	تسهیلات	صادرکننده	بسته کاری	پروژه	D06	0004	CN	PR	120	PEDCO	GCS	BK	شماره صفحه : 8 از 14
نسخه	سریال	نوع مدرک	رشته	تسهیلات	صادرکننده	بسته کاری	پروژه											
D06	0004	CN	PR	120	PEDCO	GCS	BK											

use of sewers and trenches with adequate capacity and/or by using the natural slope of the land.

Where adequate drainage and firefighting equipment do not exist, Equation 6 should be used

$$Q = 34,500FA^{0.82} \quad (6)$$

Q<sub>total</sub>: heat absorption (input) to the wetted surface (BTU/hr)

F: Environment factor. (Values for various types of installation are shown in Table 5 API 521)

A: Total wetted surface, in square feet (see 3.15.1.1 and Table 4 API 521.)

W required flow through the device from Equations (vessel containing liquid): (7)

$$W = Q \text{ (BTU/hr)} \div \text{Latent Heat of Vaporisation (BTU/lb)}$$

According to API 521 2007, The discharge areas for pressure-relief devices on vessels containing super-critical fluids, gases or vapours exposed to open fires can be estimated using Equation 8.

$$C = 520 \sqrt{k \left( \frac{2}{k+1} \right)} A = \frac{W}{CK_d P_L K_b K_c} \sqrt{\frac{TZ}{M}} \quad (8)$$

Where

A required effective discharge area of the device, in<sup>2</sup>

W required flow through the device from Equations (7), lb/hr.



C coefficient determined from Equations (3).

K<sub>d</sub> effective coefficient of discharge. For preliminary sizing, use the following values:

0.975 When a pressure relief valve is installed with or without a rupture disk in combination,

0.62 When a pressure relief valve is not installed and sizing is for a rupture disk



 <b>NISOC</b>	<b>نگهداشت و افزایش تولید میدان نفتی بینک سطح الارض</b>  <b>احداث ردیف تراکم گاز در ایستگاه جمع آوری بینک</b>																	
شماره پیمان: 053 - 073 - 9184	<b>CALCULATION NOTE FOR PSV SIZING</b> <table border="1" style="width: 100%; border-collapse: collapse;"> <tr> <td style="width: 10%;">پروژه</td> <td style="width: 10%;">بسته کاری</td> <td style="width: 10%;">صادرکننده</td> <td style="width: 10%;">تسهیلات</td> <td style="width: 10%;">رشته</td> <td style="width: 10%;">نوع مدرک</td> <td style="width: 10%;">سریال</td> <td style="width: 10%;">نسخه</td> </tr> <tr> <td>BK</td> <td>GCS</td> <td>PEDCO</td> <td>120</td> <td>PR</td> <td>CN</td> <td>0004</td> <td>D06</td> </tr> </table>	پروژه	بسته کاری	صادرکننده	تسهیلات	رشته	نوع مدرک	سریال	نسخه	BK	GCS	PEDCO	120	PR	CN	0004	D06	شماره صفحه: 9 از 14
پروژه	بسته کاری	صادرکننده	تسهیلات	رشته	نوع مدرک	سریال	نسخه											
BK	GCS	PEDCO	120	PR	CN	0004	D06											

P1 upstream relieving pressure, psia. This is the set pressure plus the allowable overpressure plus atmospheric pressure.

Kb capacity correction factor due to back pressure. The back pressure correction factor applies to balanced bellows valves only. For conventional and pilot operated valves, use a value for Kb equal to 1.0

Kc combination correction factor for installations with a rupture disk upstream of the pressure relief valve

1.0 When a rupture disk is not installed,

0.9 When a rupture disk is installed in combination with a pressure relief valve and the combination does not have a published value.

T relieving temperature of the inlet gas or vapour, R (°F + 460)

Z compressibility factor

M molecular weight of the gas or vapour at inlet relieving conditions.

#### 4.3 BLOCKED OUTLET

The absolute pressure ratio of the pressure at the nozzle exit at sonic velocity ( $P_{cf}$ ) to the inlet pressure ( $P_1$ ) is called the critical pressure ratio.  $P_{cf}$  is known as critical flow pressure and can be estimated using the following equation (API 520):

$$\frac{P_{cf}}{P_1} = \left[ \frac{2}{K+1} \right]^{K/(K-1)} \quad (9)$$



Where:

$P_{cf}$ = critical flow nozzle pressure in psia

$P_1$ =upstream relieving pressure in psia

K= ratio of specific heats

If the pressure downstream of the nozzle is less than or equal to the critical flow pressure  $P_{cf}$ , then critical flow will occur and following procedure will be used to determine the required effective

	<p>نگهداشت و افزایش تولید میدان نفتی بینک سطح الارض</p> <p>احداث ردیف تراکم گاز در ایستگاه جمع آوری بینک</p>																	
<p>شماره پیمان: 053 - 073 - 9184</p>	<p>CALCULATION NOTE FOR PSV SIZING</p> <table border="1" style="width: 100%; border-collapse: collapse;"> <thead> <tr> <th>پروژه</th> <th>بسته کاری</th> <th>صادرکننده</th> <th>تسهیلات</th> <th>رشته</th> <th>نوع مدرک</th> <th>سریال</th> <th>نسخه</th> </tr> </thead> <tbody> <tr> <td>BK</td> <td>GCS</td> <td>PEDCO</td> <td>120</td> <td>PR</td> <td>CN</td> <td>0004</td> <td>D06</td> </tr> </tbody> </table>	پروژه	بسته کاری	صادرکننده	تسهیلات	رشته	نوع مدرک	سریال	نسخه	BK	GCS	PEDCO	120	PR	CN	0004	D06	<p>شماره صفحه : 10 از 14</p>
پروژه	بسته کاری	صادرکننده	تسهیلات	رشته	نوع مدرک	سریال	نسخه											
BK	GCS	PEDCO	120	PR	CN	0004	D06											

discharge area of the device.

According to API-520 2007, Pressure relief devices in gas or vapor service that operate at closed outlet conditions are sized using Equations (10). This equations is used to calculate the effective discharge area, A, required to achieve a required flow rate through a pressure relief device. A pressure relief valve that has an effective discharge area equal to or greater than the calculated value of A is then chosen for the application from API-526.

$$A = \frac{W}{CK_d P_1 K_b K_c \sqrt{TZ}} \sqrt{\frac{M}{M}} \quad (10)$$

Where

A required effective discharge area of the device, in<sup>2</sup>

W required flow through the device, lb/hr.

C coefficient determined from Equations (3).

K<sub>d</sub> effective coefficient of discharge. For preliminary sizing, use the following values:

0.975 When a pressure relief valve is installed with or without a rupture disk in combination,

0.62 When a pressure relief valve is not installed and sizing is for a rupture disk

P<sub>1</sub> upstream relieving pressure, psia. This is the set pressure plus the allowable overpressure plus atmospheric pressure.

K<sub>b</sub> capacity correction factor due to back pressure. The back pressure correction factor applies to balanced bellows valves only. For conventional and pilot operated valves, use a value for K<sub>b</sub> equal to 1.0



K<sub>c</sub> combination correction factor for installations with a rupture disk upstream of the pressure relief valve

1.0 When a rupture disk is not installed,

0.9 When a rupture disk is installed in combination with a pressure relief valve and the combination does not have a published value.

T relieving temperature of the inlet gas or vapour, R (°F + 460)

Z compressibility factor

	<p>نگهداشت و افزایش تولید میدان نفتی بینک سطح الارض</p> <p>احداث ردیف تراکم گاز در ایستگاه جمع آوری بینک</p>																	
<p>شماره پیمان: 053 - 073 - 9184</p>	<p>CALCULATION NOTE FOR PSV SIZING</p> <table border="1" data-bbox="435 359 1157 420"> <thead> <tr> <th>نسخه</th> <th>سریال</th> <th>نوع مدرک</th> <th>رشته</th> <th>تسهیلات</th> <th>صادرکننده</th> <th>بسته کاری</th> <th>پروژه</th> </tr> </thead> <tbody> <tr> <td>D06</td> <td>0004</td> <td>CN</td> <td>PR</td> <td>120</td> <td>PEDCO</td> <td>GCS</td> <td>BK</td> </tr> </tbody> </table>	نسخه	سریال	نوع مدرک	رشته	تسهیلات	صادرکننده	بسته کاری	پروژه	D06	0004	CN	PR	120	PEDCO	GCS	BK	<p>شماره صفحه : 11 از 14</p>
نسخه	سریال	نوع مدرک	رشته	تسهیلات	صادرکننده	بسته کاری	پروژه											
D06	0004	CN	PR	120	PEDCO	GCS	BK											

M molecular weight of the gas or vapor at inlet relieving conditions.

#### PSV SIZING CALCULATION REPORT

software

The software using for sizing Pressure safety valve is valve star. Pressure safety valve sizing report have been reported as following attachment.

#### 5.0 RELIEF LOAD SUMMARY TABLE



نگهداشت و افزایش تولید میدان نفتی بینک  
سطح الارض

احداث ردیف تراکم گاز در ایستگاه جمع آوری بینک



شماره پیمان:

053 - 073 - 9184

CALCULATION NOTE FOR PSV SIZING

پروژه	بسته کاری	صادرکننده	تسهیلات	رشته	نوع مدرک	سریال	نسخه
BK	GCS	PEDCO	120	PR	CN	0004	D06

شماره صفحه : 12 از 14

PSV No.	PSV-2111/2112	PSV-2113/2114	PSV-2121A/B/C	PSV-2122,2123A/B/C	PSV-2131 A/B/C
Service	V-2104	V-2105	V-2101 A/B/C	C-2101A/B/C	V-2102A/B/C
Fire	YES	-	-	-	YES
Other	-	Blocked Outlet	Control Valve Failure	Blocked Outlet	-
Fluid & State	HC	HC	HC	HC	HC
Operating Pressure (Bara)	5.3	5.1	4.9	19.0	18.1
Normal Temperature (°C)	32.0	36.92	36.78	124.8	60
Relief Temperature (°C)	284	36.92	60	124.8	208.3
P set, Barg	9.00	9.00	22.00	22.00	22.00
Required massflow (kg/hr)	37247.28	17833.11	2166.00	8664.00	982.27
Specific Heat Ratio (Cp/Cv)	1.223	1.246	1.457	1.225	1.278
Molecular Weight (kg/Kmol)	48.1	24.52	24.55	24.52	24.52
Compressibility Factor	0.954	0.954	0.822	0.964	0.936
Total Back Pressure ( Barg )	3.4	1.2	0.5	0.9	3.4
Allowable Over Pressure (%)	21	10	10	10	21
Calculated Discharge Area	4134	2240.6	107.25	539.85	59.62
Required Discharge Area (mm <sup>2</sup> )	8742	3421.19	153.938	1017	153.93
Orifice Designation	Q	N	E	J	D
Body size	6" × 8"	4" × 6"	1" × 2"	2" × 3"	1" × 2"
Capacity exceed %	66	25	17.9	54.9	20.49
P&ID Number	BK-GCS-PEDCO-120-PR-PI-0004 (3/1)	BK-GCS-PEDCO-120-PR-PI-0005 (1/1)	BK-GCS-PEDCO-120-PR-PI-0006 (1~3)	BK-GCS-PEDCO-120-PR-PI-0007 (3~1)	BK-GCS-PEDCO-120-PR-PI-0009 (1~3)



نگهداشت و افزایش تولید میدان نفتی بینک  
سطح الارض

احداث ردیف تراکم گاز در ایستگاه جمع آوری بینک



شماره پیمان:



053 - 073 - 9184

CALCULATION NOTE FOR PSV SIZING

نسخه	سریال	نوع مدرک	رشته	تسهیلات	صادرکننده	بسته کاری	پروژه
D06	0004	CN	PR	120	PEDCO	GCS	BK

شماره صفحه : 13 از 14

PSV No.	PSV-2132,2133A/B/C	PSV-2141/2142	PSV-2201 (NOTE)	PSV-2211	PSV-2271	PSV-2293
Service	C-2102A/B/C	V-2103	V-2203	V-2204	V-2205	V-2107
Fire	-	-	YES	YES	YES	YES
Other	Blocked Outlet	Blocked Outlet	-	-	-	-
Fluid & State	HC	HC	Air	N2	HC	TEG
Operating Pressure (Bara)	54.80	53.9	8.0	8.0	4.9	0.1
Normal Temperature (°C)	142.3	60	65	60	36.78	AMB
Relief Temperature (°C)	142.3	60	201.7	323.4	182.6	335.9
P set, Bara	62.0	62.0	12.5	12.5	9.0	3.5
Required massflow (kg/hr)	8664	17252.5	1071.8	500.39	174.5	2098.01
Specific Heat Ratio (Cp/Cv)	1.278	1.461	1.416	1.4	1.245	1.083
Molecular Weight (kg/Kmol)	24.52	24.56	28.95	28.00	18.02	143.6
Compressibility Factor	0.923	0.823	0.99	1.00	0.975	0.646
Total Back Pressure ( Bara )	1.0	1.0	0.0	0.5	3.2	0.1
Allowable Over Pressure (%)	10	10	21	21	21	21
Calculated Discharge Area	193.67	311	113.24	54.241	28.75	275
Required Discharge Area (mm <sup>2</sup> )	397.60	629.01	153.95	153.9	153.9	397.6
Orifice Designation	G	H	E	D	D	G
Body size	1 1/2" × 3"	2" × 3"	1" × 2"	1" × 2"	1" × 2"	1 1/2" × 3"
Capacity exceed %	68.66	66.12	11.67	32.44	136	18.8
P&ID Number	BK-GCS-PEDCO-120-PR-PI-0010 (1~3)	BK-GCS-PEDCO-120-PR-PI-0012 (1/1)	BK-GCS-PEDCO-120-PR-PI-0015 (2/2)	BK-GCS-PEDCO-120-PR-PI-0016 (1/1)	BK-GCS-PEDCO-120-PR-PI-0022	BK-GCS-PEDCO-120-PR-PI-0025

 <p>NISOC</p>	<p>نگهداشت و افزایش تولید میدان نفتی بینک سطح الارض</p> <p>احداث ردیف تراکم گاز در ایستگاه جمع آوری بینک</p>																	
<p>شماره پیمان: 053 - 073 - 9184</p>	<p>CALCULATION NOTE FOR PSV SIZING</p> <table border="1"> <thead> <tr> <th>پروژه</th> <th>بسته کاری</th> <th>صادرکننده</th> <th>تسهیلات</th> <th>رشته</th> <th>نوع مدرک</th> <th>سریال</th> <th>نسخه</th> </tr> </thead> <tbody> <tr> <td>BK</td> <td>GCS</td> <td>PEDCO</td> <td>120</td> <td>PR</td> <td>CN</td> <td>0004</td> <td>D06</td> </tr> </tbody> </table>	پروژه	بسته کاری	صادرکننده	تسهیلات	رشته	نوع مدرک	سریال	نسخه	BK	GCS	PEDCO	120	PR	CN	0004	D06	<p>شماره صفحه : 14 از 14</p>
پروژه	بسته کاری	صادرکننده	تسهیلات	رشته	نوع مدرک	سریال	نسخه											
BK	GCS	PEDCO	120	PR	CN	0004	D06											

NOTE: 2 X 100 PSVs, ONE Duty ONE Standby



## ATTACHMENT: SOFTWARE REPORT