PK-702
GAS DEHYDRATION PACKAGE

C-100
GLYCOL CONTACTOR
DESIGN TEMP.:148°C
DESIGN PRESS.:F.V./62 barg

E-300
LEAN GLYCOL / DRY GAS EXCHANGER
DESIGN TEMP.:148°C
DESIGN PRESS.:F.V./62 barg

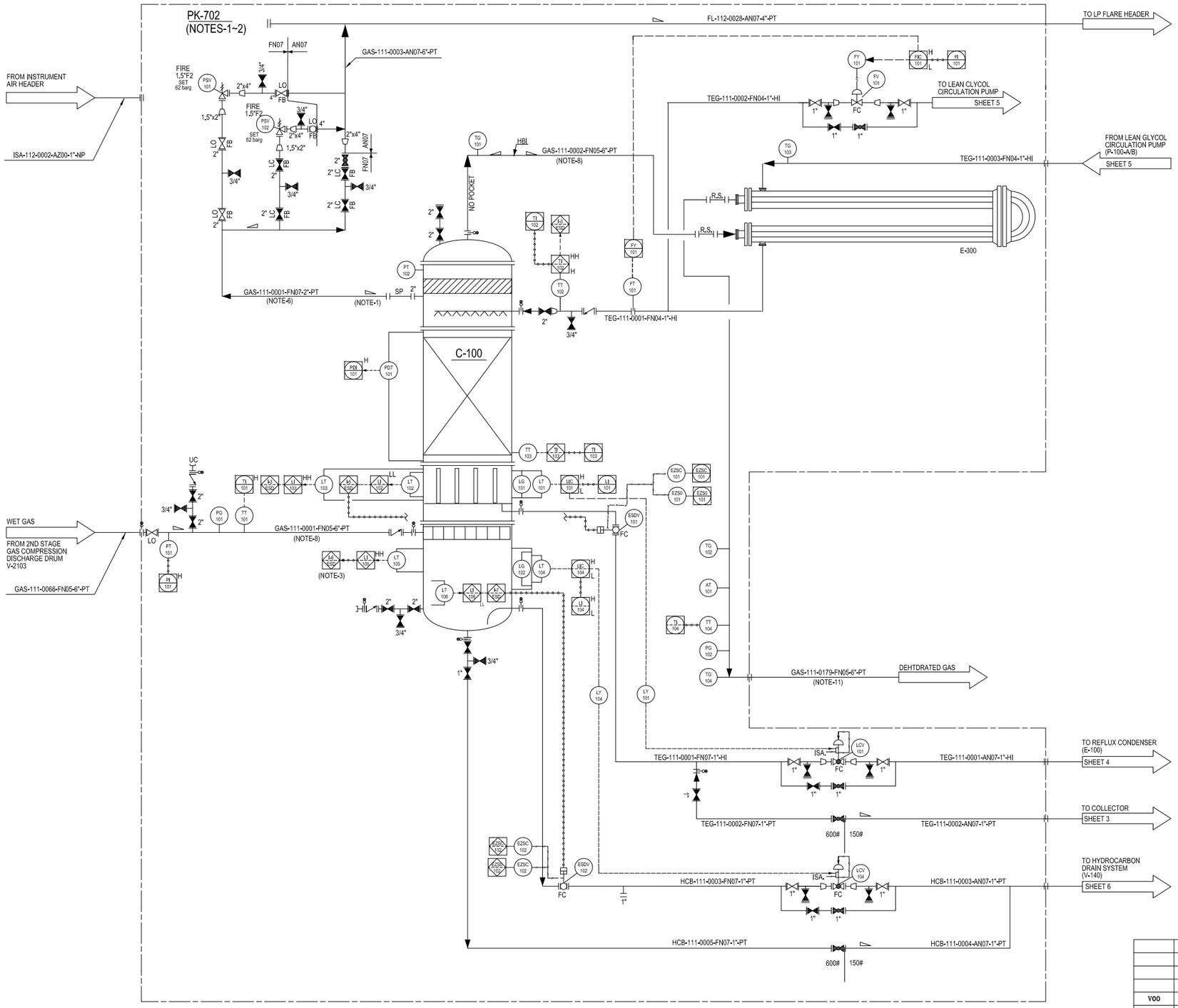

NOTES

1.FLARE LINE SIZES TO BE REVIEWED/CONFIRMED BY PURCHASER

2.DEHYDRATION PACKAGE WILL BE EQUIPPED ITS OWN UNIT CONTROL SYSTEM WHICH IS IN COMMUNICATION WITH MAIN SCS VIA DUAL REDUNDANT MOD BUS LINK AND SHALL BE CONNECTED TO ESD SYSTEM VIA HARDWIRE

3.THE HIGH HIGH CONDENSATE LEVEL AT THE CONTACTOR BOTTOM ACTIVATES THE INTERLOCK CHAIN I-6, WHICH CLOSES THE ESDV-XXX VALVE ON THE WET GAS INLET LINE OUTSIDE OF THE DEHYDRATION PACKAGE BATTERY LIMITS (TO BE CONFIRMED).

4.MANUAL VENT SHALL BE LOCATED ON HIGH POINTS.

5.MANUAL DRAINS SHALL BE LOCATED ON LOW POINTS.

6.SAFETY VALVES AND RELEVANT INLET/OUTLET PIPING SIZING IS PRELIMINARY

7.DOUBLE BLOCK & BLEED ISOLATION PHILOSOPHY APPLIED ON THE HIGH PRESSURE SECTION OF THE GDU.

8.WE RECOMMEND CONSIDERING "FN07" AS PIPING CLASS OF THIS LINE

LEGEND

- ESD SIGNALS
- DCS SIGNALS
- FIELD DEVICE
- PNEUMATIC SIGNALS
- ELECTRICAL SIGNALS
- SOFTWARE SIGNALS

REFERENCE DRAWING	DRG. No.
**********	******

KEY PLAN

REV.	DATE	P.O.I.S	PREP.	CHK.	APP.	AUT.
V00	OCT.2024	ISSUED FOR APPROVAL	MFS	M.FAKHARIAN	M.Sadeghian	**.**

REV.	DESCRIPTION	BY	DATE	BY	DATE
		CHECKED		REV. APPR.	

PROJECT NAME: BINAK OILFIELD DEVELOPMENT/SURFACE FACILITIES GAS COMPRESSOR STATION

PROJECT NO.: 971020

EPC CONTRACTOR: HIRGAN ENERGY – DESIGN & INSPECTION COMPANIES

EPD/EPC CONTRACTOR (GC): PETROIRAN DEVELOPMENT COMPANY (PEDCO)

THE ORIGINAL AND ALL COPIES OF THIS DRAWING TOGETHER WITH THE COPYRIGHT THEREIN ARE THE SOLE PROPERTY OF N.I.S.O.C./ FIELDS

BINAK OILFIELD DEVELOPMENT
SURFACE FACILITIES
GAS COMPRESSOR STATION

DATE	SCALE	DRAWING BY	CHECKED BY	PROJECT ENG.

NO CONSTRUCTION PERMITTED UNLESS DRAWING APPROVED

APPROVED FOR CONSTRUCTION BY: DATE:

DRAWING TITLE: PIPING & INSTRUMENTATION DIAGRAM FOR GAS DEHYDRATION PACKAGE

SCALE	SIZE	DRAWING NO.	SHEET NO.	REV.	BUDGET REF.	LOCATION	SIZE	CLASS	SERIAL NO.	SHEET	REVISION
NTS	A3	BK-GCS-MF-120-PR-PI-0003	1 OF 5	V00							

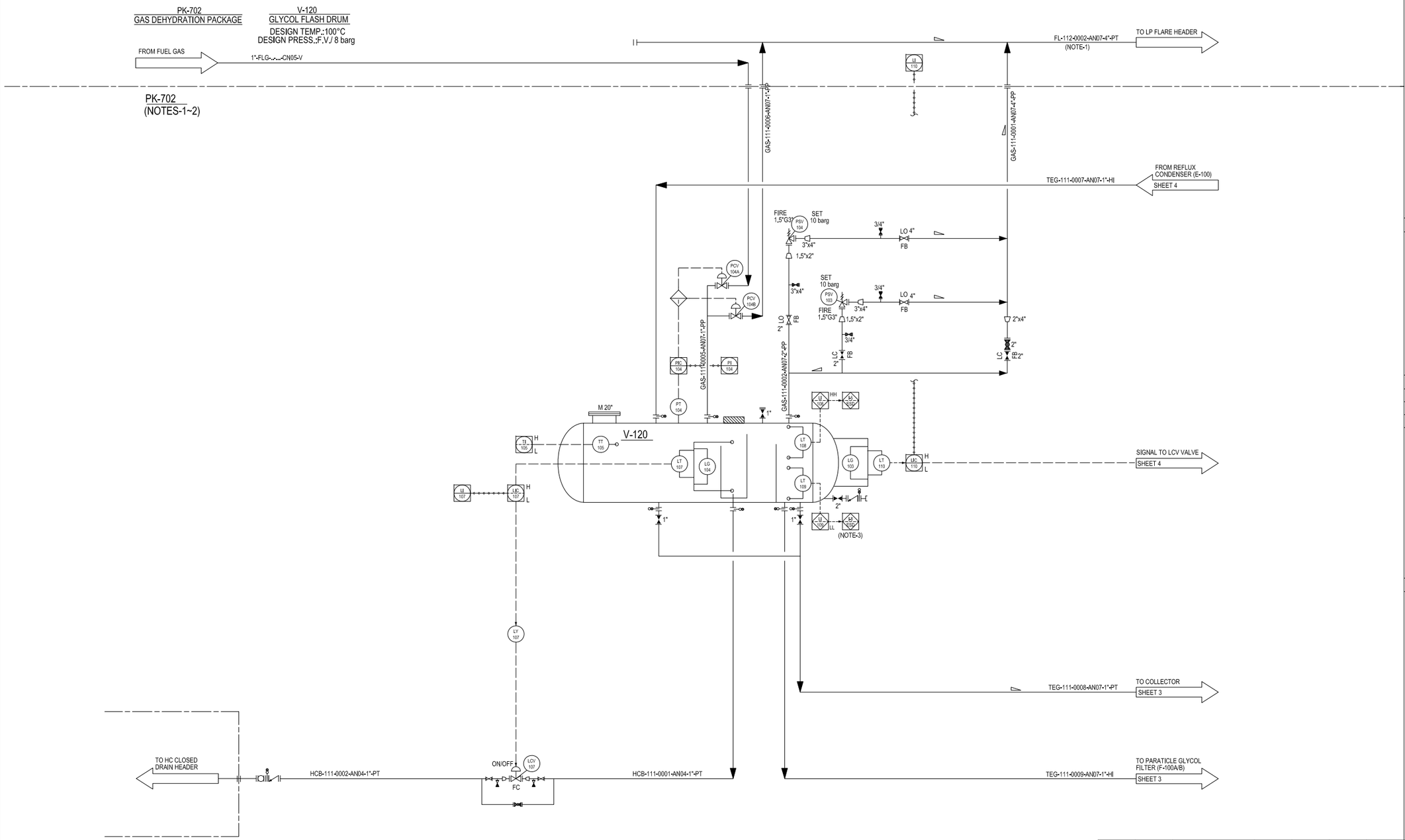

NOTES

1.FLARE LINE SIZES TO BE REVIEWED/CONFIRMED BY PURCHASER

2.DEHYDRATION PACKAGE SHALL BE EQUIPPED ITS OWN UNIT CONTROL SYSTEM WHICH IS IN COMMUNICATION WITH MAIN SCS VIA DUAL REDUNDANT MOD BUS LINK AND SHALL BE CONNECTED TO ESD SYSTEM VIA HARDWIRE

3.THE INTERLOCK CHAIN I-8 (FLASH DRUM LOW LEVEL)COMMANDS THE LCV-109 CLOSURE BY SETTING TO 4 mA THE VALVE (0%OPENING).

4.MANUAL VENT SHALL BE LOCATED ON HIGH POINTS.

5.MANUAL DRAINS SHALL BE LOCATED ON LOW POINTS.

6.SAFETY VALVES AND RELEVANT INLET/OUTLET PIPING SIZING IS PRELIMINARY

7.DOUBLE BLOCK & BLEED ISOLATION PHILOSOPHY APPLIED ON THE HIGH PRESSURE SECTION OF THE GDU.

LEGEND

- ESD SIGNALS
- DCS SIGNALS
- FIELD DEVICE
- PNEUMATIC SIGNALS
- ELECTRICAL SIGNALS
- SOFTWARE SIGNALS

REFERENCE DRAWING	DRG. No.
**********	******

KEY PLAN

REV.	DATE	P.O.I.S	PREP.	CHK.	APP.	AUT.
V00	OCT.2024	ISSUED FOR APPROVAL	MFS	M.FAKHARIAN	M.Sadeghian	**.**

REV.	DESCRIPTION	BY	DATE	BY	DATE
		CHECKED		REV. APPR.	

PROJECT NAME: BINAK OILFIELD DEVELOPMENT/SURFACE FACILITIES GAS COMPRESSOR STATION

PROJECT NO.: 971020

THE ORIGINAL AND ALL COPIES OF THIS DRAWING TOGETHER WITH THE COPYRIGHT THEREIN ARE THE SOLE PROPERTY OF N.I.S.O.C./ FIELDS

EPC CONTRACTOR: HIRGAN ENERGY – DESIGN & INSPECTION COMPANIES

EPD/EPC CONTRACTOR (GC): PETROIRAN DEVELOPMENT COMPANY (PEDCO)

BINAK OILFIELD DEVELOPMENT
SURFACE FACILITIES
GAS COMPRESSOR STATION

DATE	SCALE	DRAWING BY	CHECKED BY	PROJECT ENG.

NO CONSTRUCTION PERMITTED UNLESS DRAWING APPROVED

APPROVED FOR CONSTRUCTION BY: DATE:

DRAWING TITLE: PIPING & INSTRUMENTATION DIAGRAM FOR GAS DEHYDRATION PACKAGE

SCALE	SIZE	DRAWING NO.	SHEET NO.	REV.
NTS	A3	BK-GCS-MF-120-PR-PI-0003	2 OF 5	V00

BUDGET REF.	LOCATION	SIZE	CLASS	SERIAL NO.	SHEET	REVISION

MFS Measurement Research Development

PK-702	F-100 A/B	F-200
GAS DEHYDRATION PACKAGE	PARTICLE GLYCOL FILTER	CHARCOAL GLYCOL FILTER
	DESIGN TEMP.:100°C DESIGN PRESS.:F.V./ 8 barg	DESIGN TEMP.:100°C DESIGN PRESS.:F.V./ 8 barg

PK-702
(NOTES-1~3)

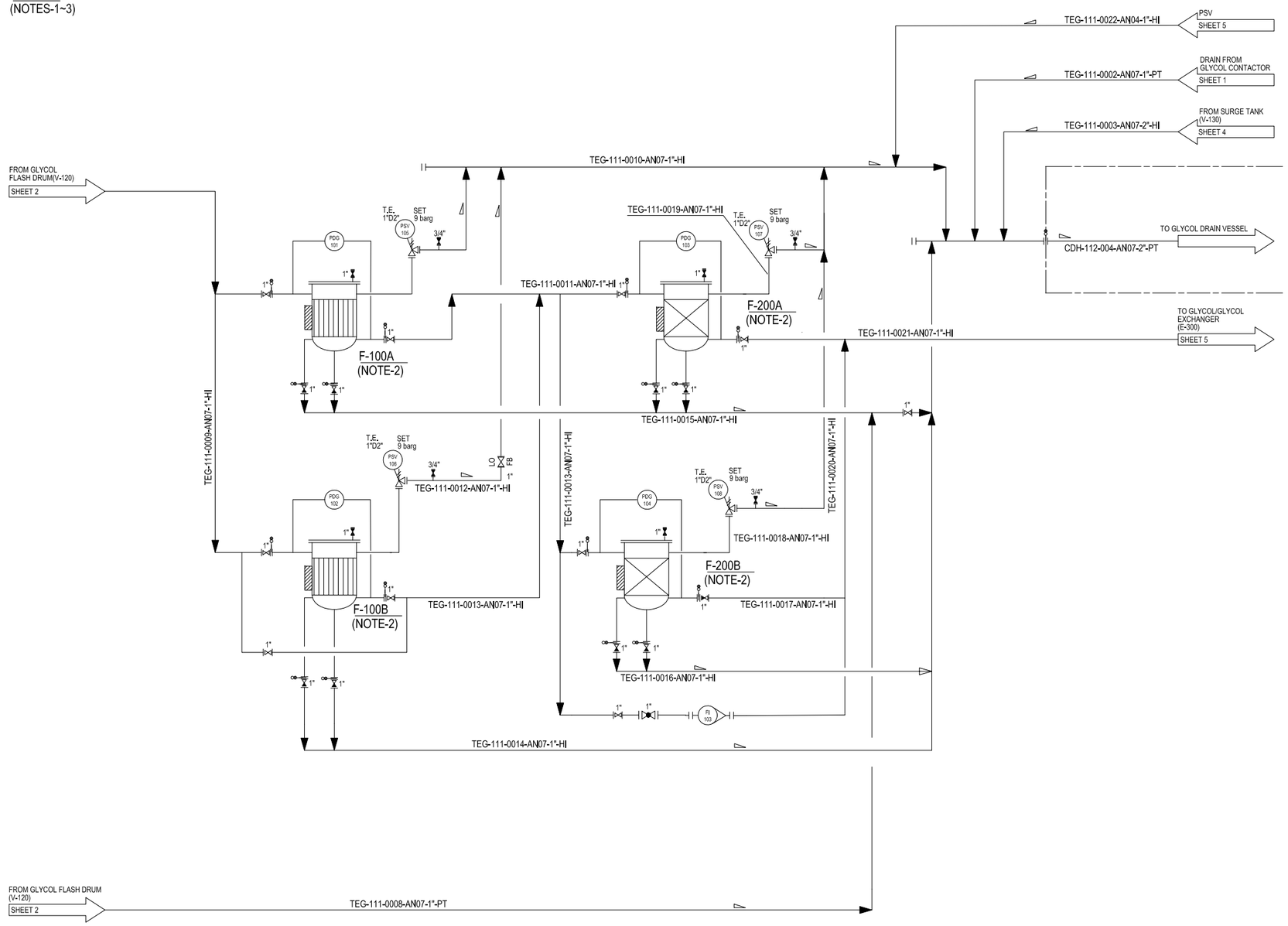

NOTES

1.DEHYDRATION PACKAGE SHALL BE EQUIPPED ITS OWN UNIT CONTROL SYSTEM WHICH IS IN COMMUNICATION WITH MAIN SCS VIA DUAL REDUNDANT MOD BUS LINK AND SHALL BE CONNECTED TO ESD SYSTEM VIA HARDWIRE

2.TWO PARTICLE GLYCOL FILTERS SHALL BE 100% PROVIDED:
- N.1 100% PARTICLE FILTER PROVIDED ON LEAN GLYCOL LINE.
- N.1 MIN 20% CARBON FILTER SHALL BE PROVIDED WITH BY PASS LINE.

3.MANUAL VENT SHALL BE LOCATED ON HIGH POINTS.

4.MANUAL DRAINS SHALL BE LOCATED ON LOW POINTS.

5.SAFETY VALVES AND RELEVANT INLET/OUTLET PIPING SIZING IS PRELIMINARY

6.DOUBLE BLOCK & BLEED ISOLATION PHILOSOPHY APPLIED ON THE HIGH PRESSURE SECTION OF THE GDU.

LEGEND

- ESD SIGNALS
- DCS SIGNALS
- FIELD DEVICE
- PNEUMATIC SIGNALS
- ELECTRICAL SIGNALS
- SOFTWARE SIGNALS

REFERENCE DRAWING	DRG. No.
**********	******

KEY PLAN

REV.	DATE	P.O.I.S	PREP.	CHK.	APP.	AUT.
V00	OCT.2024	ISSUED FOR APPROVAL	MFS	M.FAKHARIAN	M.Sadeghian	**.**

REV.	DESCRIPTION	BY	DATE	BY	DATE
		CHECKED		REV. APPR.	

PROJECT NAME: BINAK OILFIELD DEVELOPMENT/SURFACE FACILITIES GAS COMPRESSOR STATION

PROJECT NO.: 971020

THE ORIGINAL AND ALL COPIES OF THIS DRAWING TOGETHER WITH THE COPYRIGHT THEREIN ARE THE SOLE PROPERTY OF N.I.S.O.C./ FIELDS

EPC CONTRACTOR:
HIRGAN ENERGY – DESIGN & INSPECTION COMPANIES

EPD/EPC CONTRACTOR (GC):
PETROIRAN DEVELOPMENT COMPANY
PEDCO

BINAK OILFIELD DEVELOPMENT
SURFACE FACILITIES
GAS COMPRESSOR STATION

DATE	SCALE	DRAWING BY	CHECKED BY	PROJECT ENG.

NO CONSTRUCTION PERMITTED UNLESS DRAWING APPROVED

APPROVED FOR CONSTRUCTION BY: DATE:

DRAWING TITLE: PIPING & INSTRUMENTATION DIAGRAM FOR GAS DEHYDRATION PACKAGE

SCALE	SIZE	DRAWING NO.	SHEET NO.	REV.
NTS	A3	BK-GCS-MF-120-PR-PI-0003	3 OF 5	V00

BUDGET REF.	LOCATION	SIZE	CLASS	SERIAL NO.	SHEET	REVISION

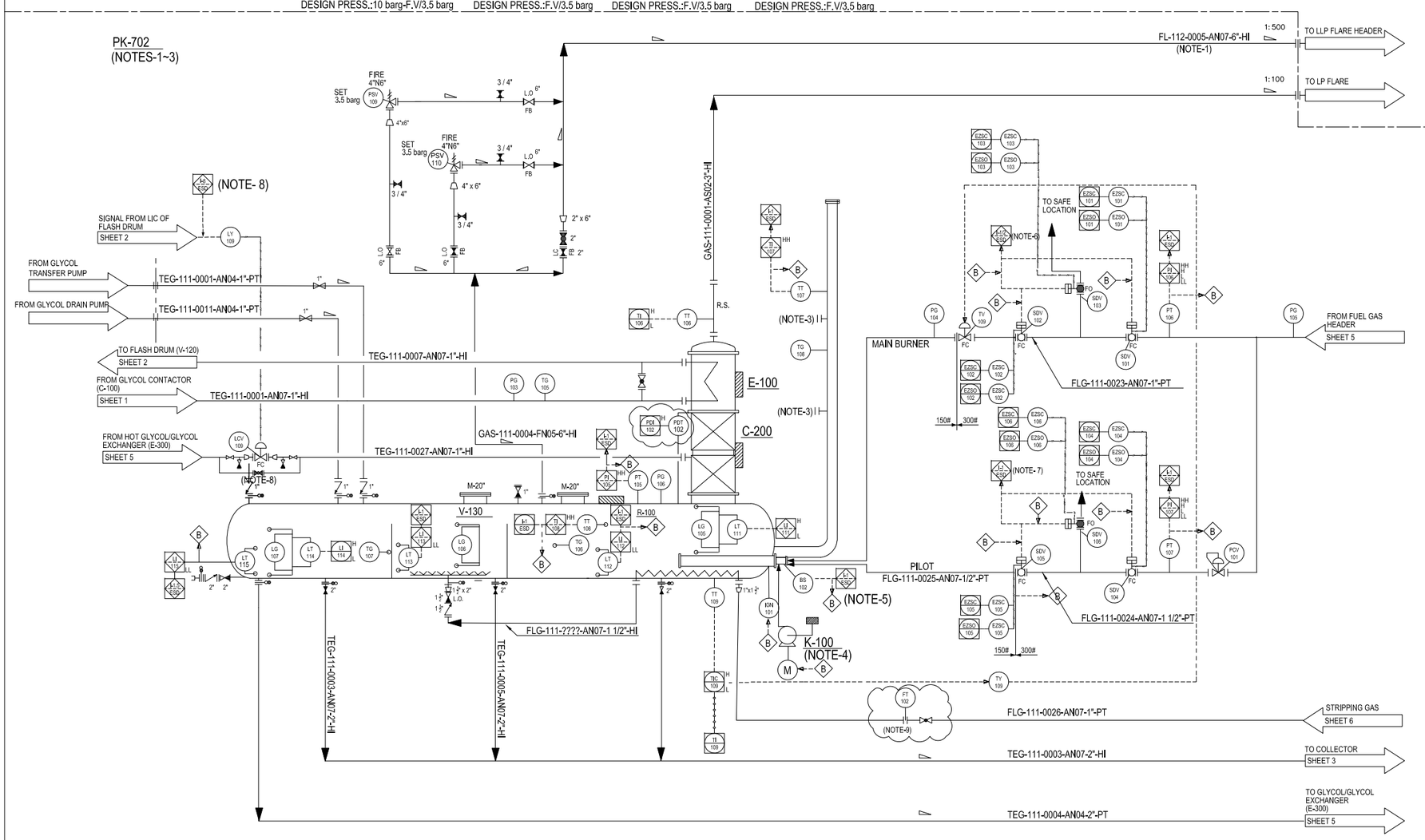

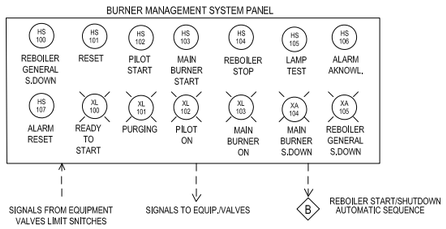

NOTES

1.FLARE LINE SIZES TO BE CONFIRMED DURING DETAILED ENGINEERING

2.DEHYDRATION PACKAGE SHALL BE EQUIPPED ITS OWN UNIT CONTROL SYSTEM WHICH IS IN COMMUNICATION WITH MAIN SCS VIA DUAL REDUNDANT MOD BUS LINK AND SHALL BE CONNECTED TO ESD SYSTEM VIA HARDWIRE

3.CONNECTION FOR FLUE GAS SAMPLING.

4.AIR BLOWER ON DISCONTINUOUS SERVICE.USED ONLE FOR FIRE TUBE PURGE PHASE(EXCLUDED).

5.FLAME DETECTOR.

6.THE WORKING SEQUENCE AND EMERGENCY SCENARIO OF FUEL GAS LINE TO BURNERS ARE TO BE DEFINED DURING DETAIL ENGINEERING WHWN THE VENDOR IS SELECTED.

7.THE BYPASS LINE AND THE RELATED VALVE ARE OPTIONAL ITEMS.

8. THE INTERLOCK CHAIN I-8 (FLASH DRUM LOW LOW LEVEL) COMMANDS THE LCV-010 CLOSURE BY SETTING TO 4 mA THE SIGNAL TO THE VALVE (0% OPENING).

9. DURING "BLOCK OUTLET PSV 2111/2112" STRIPPING GAS SHALL BE ADJUSTED.

10.MANUAL VENT SHALL BE LOCATED ON HIGH POINTS.

11.MANUAL DRAINS SHALL BE LOCATED ON LOW POINTS.

12.SAFETY VALVES AND RELEVANT INLET/OUTLET PIPING SIZING IS PRELIMINARY

13.DOUBLE BLOCK & BLEED ISOLATION PHILOSOPHY APPLIED ON THE HIGH PRESSURE SECTION OF THE GDU.

LEGEND

- ESD SIGNALS
- DCS SIGNALS
- FIELD DEVICE
- PNEUMATIC SIGNALS
- ELECTRICAL SIGNALS
- SOFTWARE SIGNALS

REFERENCE DRAWING	DRG. No.
**********	******

KEY PLAN

REV.	DATE	P.O.I.S	PREP.	CHK.	APP.	AUT.
V00	OCT.2024	ISSUED FOR APPROVAL	MFS	M.FAKHARIAN	M.Sadeghian	** **

REV.	DESCRIPTION	BY	DATE	BY	DATE
		CHECKED		REV. APPR.	

PROJECT NAME: BINAK OILFIELD DEVELOPMENT/SURFACE FACILITIES GAS COMPRESSOR STATION

PROJECT NO.: 971020

THE ORIGINAL AND ALL COPIES OF THIS DRAWING TOGETHER WITH THE COPYRIGHT THEREIN ARE THE SOLE PROPERTY OF N.I.S.O.C./ FIELDS

EPC CONTRACTOR: HIRGAN ENERGY – DESIGN & INSPECTION COMPANIES

EPD/EPC CONTRACTOR (GC): PETROIRAN DEVELOPMENT COMPANY — PEDCO

BINAK OILFIELD DEVELOPMENT
SURFACE FACILITIES
GAS COMPRESSOR STATION

DATE	SCALE	DRAWING BY	CHECKED BY	PROJECT ENG.

NO CONSTRUCTION PERMITTED UNLESS DRAWING APPROVED

APPROVED FOR CONSTRUCTION BY: DATE:

DRAWING TITLE: PIPING & INSTRUMENTATION DIAGRAM FOR GAS DEHYDRATION PACKAGE

SCALE	SIZE	DRAWING NO.	SHEET NO.	REV.	BUDGET REF.	LOCATION	SIZE	CLASS	SERIAL NO.	SHEET	REVISION
NTS	A3	BK-GCS-MF-120-PR-PI-0003	4 OF 5	V00							

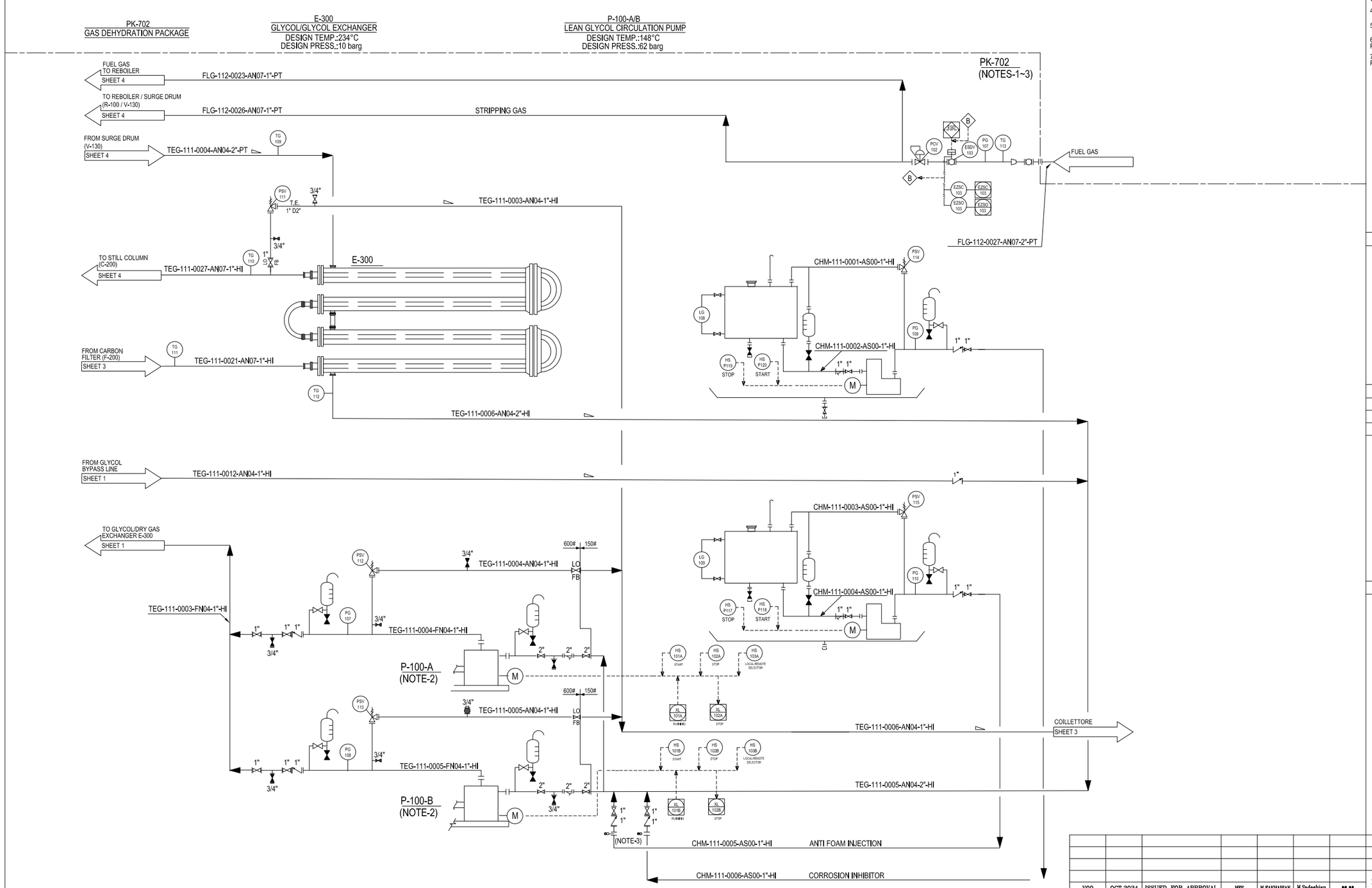

NOTES

1.DEHYDRATION PACKAGE SHALL BE EQUIPPED ITS OWN UNIT CONTROL SYSTEM WHICH IS IN COMMUNICATION WITH MAIN SCS VIA DUAL REDUNDANT MOD BUS LINK AND SHALL BE CONNECTED TO ESD SYSTEM VIA HARDWIRE

2.RECIPROCATING TYPE PUMP.

3.CHEMICAL INJECTION POINT DETAILS SHALL BE DEFINED DURING EXECUTION PHASE.

4.MANUAL VENT SHALL BE LOCATED ON HIGH POINTS.

5.MANUAL DRAINS SHALL BE LOCATED ON LOW POINTS.

6.SAFETY VALVES AND RELEVANT INLET/OUTLET PIPING SIZING IS PRELIMINARY

7.DOUBLE BLOCK & BLEED ISOLATION PHILOSOPHY APPLIED ON THE HIGH PRESSURE SECTION OF THE GDU.

LEGEND

- ESD SIGNALS
- DCS SIGNALS
- FIELD DEVICE
- PNEUMATIC SIGNALS
- ELECTRICAL SIGNALS
- SOFTWARE SIGNALS

REFERENCE DRAWING	DRG. No.
**********	******

KEY PLAN

REV.	DESCRIPTION	BY	DATE	BY	DATE
		CHECKED		REV. APPR.	

REV.	DATE	P.O.I.S	PREP.	CHK.	APP.	AUT.
V00	OCT.2024	ISSUED FOR APPROVAL	MFS	M.FAKHARIAN	M.Sadeghian	**.**

PROJECT NAME: BINAK OILFIELD DEVELOPMENT/SURFACE FACILITIES GAS COMPRESSOR STATION

PROJECT NO.: 971020

EPC CONTRACTOR: HIRGAN ENERGY – DESIGN & INSPECTION COMPANIES

EPD/EPC CONTRACTOR (GC): PETROIRAN DEVELOPMENT COMPANY (PEDCO)

THE ORIGINAL AND ALL COPIES OF THIS DRAWING TOGETHER WITH THE COPYRIGHT THEREIN ARE THE SOLE PROPERTY OF N.I.S.O.C./ FIELDS

BINAK OILFIELD DEVELOPMENT
SURFACE FACILITIES
GAS COMPRESSOR STATION

DATE	SCALE	DRAWING BY	CHECKED BY	PROJECT ENG.

NO CONSTRUCTION PERMITTED UNLESS DRAWING APPROVED

APPROVED FOR CONSTRUCTION BY: DATE:

DRAWING TITLE: PIPING & INSTRUMENTATION DIAGRAM FOR GAS DEHYDRATION PACKAGE

SCALE	SIZE	DRAWING NO.	SHEET NO.	REV.	BUDGET REF.	LOCATION	SIZE	CLASS	SERIAL NO.	SHEET	REVISION
NTS	A3	BK-GCS-MF-120-PR-PI-0003	5 OF 5	V00							