

 NISOC	<p>نگهداشت و افزایش تولید میدان نفتی بینک</p> <p>سطح الارض و ابنیه تحت الارض</p> <p>خرید بسته نم زدای گاز ایستگاه تقویت فشار گاز بینک</p> <p>(قرارداد BK-HD-GCS-CO-0010_08)</p>																									
شماره پیمان: 053 – 073 – 9184	<table><tr><th colspan="8">N2 PURGING PROCEDURE</th></tr><tr><th>نسخه</th><th>سریال</th><th>نوع مدرک</th><th>رشته</th><th>تسهیلات</th><th>صادر کننده</th><th>بسته کاری</th><th>پروژه</th></tr><tr><td>V00</td><td>0014</td><td>PR</td><td>QC</td><td>120</td><td>MF</td><td>GCS</td><td>BK</td></tr></table>	N2 PURGING PROCEDURE								نسخه	سریال	نوع مدرک	رشته	تسهیلات	صادر کننده	بسته کاری	پروژه	V00	0014	PR	QC	120	MF	GCS	BK	شماره صفحه : 1 از 7
N2 PURGING PROCEDURE																										
نسخه	سریال	نوع مدرک	رشته	تسهیلات	صادر کننده	بسته کاری	پروژه																			
V00	0014	PR	QC	120	MF	GCS	BK																			

طرح نگهداشت و افزایش تولید 27 مخزن

N2 PURGING PROCEDURE

نگهداشت و افزایش تولید میدان نفتی بینک

V00	APR. 2025	IFA	MFS	M.Fakharian	S.Faramarzpour	
Rev.	Date	Purpose of Issue/Status	Prepared by:	Checked by:	Approved by:	CLIENT Approval

Status:

IFA: Issued For Approval

IFI: Issued For Information



AFC: Approved For Construction

<div><p>NISOC</p></div>	<div>نگهداشت و افزایش تولید میدان نفتی بینک</div> <div>سطح الارض و ابنیه تحت الارض</div> <div>خرید بسته نم زدای گاز ایستگاه تقویت فشار گاز بینک</div> <div>(قرارداد BK-HD-GCS-CO-0010_08)</div>	<div></div>																
<div>شماره پیمان:</div> <div>053 – 073 – 9184</div>	<div>N2 PURGING PROCEDURE</div> <table><tr><td>نسخه</td><td>سریال</td><td>نوع مدرک</td><td>رشته</td><td>تسهیلات</td><td>صادر کننده</td><td>بسته کاری</td><td>پروژه</td></tr><tr><td>V00</td><td>0014</td><td>PR</td><td>QC</td><td>120</td><td>MF</td><td>GCS</td><td>BK</td></tr></table>	نسخه	سریال	نوع مدرک	رشته	تسهیلات	صادر کننده	بسته کاری	پروژه	V00	0014	PR	QC	120	MF	GCS	BK	<div>شماره صفحه : 2 از 7</div>
نسخه	سریال	نوع مدرک	رشته	تسهیلات	صادر کننده	بسته کاری	پروژه											
V00	0014	PR	QC	120	MF	GCS	BK											

REVISION RECORD SHEET



PAGE	V00	V01	V02	V03	V04
1	X				
2	X				
3	X				
4	X				
5	X				
6	X				
7	X				
8					
9					
10					
11					
12					
13					
14					
15					
16					
17					
18					
19					
20					
21					
22					
23					
24					
25					
26					
27					
28					
29					
30					
31					
32					
33					
34					
35					
36					
37					
38					
39					
40					
41					
42					
43					
44					
45					
46					
47					
48					
49					
50					
51					
52					
53					
54					
55					
56					
57					
58					
59					
60					
61					
62					
63					
64					
65					

PAGE	V00	V01	V02	V03	V04
66					
67					
68					
69					
70					
71					
72					
73					
74					
75					
76					
77					
78					
79					
80					
81					
82					
83					
84					
85					
86					
87					
88					
89					
90					
91					
92					
93					
94					
95					
96					
97					
98					
99					
100					
101					
102					
103					
104					
105					
106					
107					
108					
109					
110					
111					
112					
113					
114					
115					
116					
117					
118					
119					
120					
121					
122					
123					
124					
125					
126					
127					
128					
129					
130					

 NISOC	<p>نگهداشت و افزایش تولید میدان نفتی بینک</p> <p>سطح الارض و ابنیه تحت الارض</p> <p>خرید بسته نم زدای گاز ایستگاه تقویت فشار گاز بینک</p> <p>(قرارداد BK-HD-GCS-CO-0010_08)</p>																									
شماره پیمان: 053 – 073 – 9184	<table><tr><th colspan="8">N2 PURGING PROCEDURE</th></tr><tr><th>نسخه</th><th>سریال</th><th>نوع مدرک</th><th>رشته</th><th>تسهیلات</th><th>صادرکننده</th><th>بسته کاری</th><th>پروژه</th></tr><tr><td>V00</td><td>0014</td><td>PR</td><td>QC</td><td>120</td><td>MF</td><td>GCS</td><td>BK</td></tr></table>	N2 PURGING PROCEDURE								نسخه	سریال	نوع مدرک	رشته	تسهیلات	صادرکننده	بسته کاری	پروژه	V00	0014	PR	QC	120	MF	GCS	BK	شماره صفحه : 3 از 7
N2 PURGING PROCEDURE																										
نسخه	سریال	نوع مدرک	رشته	تسهیلات	صادرکننده	بسته کاری	پروژه																			
V00	0014	PR	QC	120	MF	GCS	BK																			

Contents

1.	SCOPE	4
2.	DEFINITIONS	4
3.	N2- PURGE & EQUIPMENT:	4
4.	REPORTING	6

 NISOC	<p>نگهداشت و افزایش تولید میدان نفتی بینک</p> <p>سطح الارض و ابنیه تحت الارض</p> <p>خرید بسته نم زدای گاز ایستگاه تقویت فشار گاز بینک</p> <p>(قرارداد BK-HD-GCS-CO-0010_08)</p>																									
شماره پیمان: 053 – 073 – 9184	<table><tr><th colspan="8">N2 PURGING PROCEDURE</th></tr><tr><th>نسخه</th><th>سریال</th><th>نوع مدرک</th><th>رشته</th><th>تسهیلات</th><th>صادرکننده</th><th>بسته کاری</th><th>پروژه</th></tr><tr><td>V00</td><td>0014</td><td>PR</td><td>QC</td><td>120</td><td>MF</td><td>GCS</td><td>BK</td></tr></table>	N2 PURGING PROCEDURE								نسخه	سریال	نوع مدرک	رشته	تسهیلات	صادرکننده	بسته کاری	پروژه	V00	0014	PR	QC	120	MF	GCS	BK	شماره صفحه : 4 از 7
N2 PURGING PROCEDURE																										
نسخه	سریال	نوع مدرک	رشته	تسهیلات	صادرکننده	بسته کاری	پروژه																			
V00	0014	PR	QC	120	MF	GCS	BK																			

1. SCOPE

This procedure covers requirements of Preservation and Long-Term Storage, which will be applied by Masnouat Felezi Sangin Co. National Iranian South Oilfields Company (NISOC).

2. DEFINITIONS

CLIENT:	National Iranian South Oilfields Company (NISOC)
PROJECT:	Binak Oilfield Development – General Facilities
EPD/EPC CONTRACTOR (GC):	Petro Iran Development Company (PEDCO)
EPC CONTRACTOR:	Joint Venture of: Horgan Energy – Design & Inspection(D&I) Companies
VENDOR:	MFS Co.

3. N2- PURGE & EQUIPMENT:

After the completion of fabrication process and before dispatching the equipment to site, all equipment internal volume shall be filled by nitrogen gas as it is described below and suitably packed based on project packing specification:

4.1- When the hydrostatic test has been successfully conducted, all equipment shall be drained, dried and cleaned. Afterwards all openings shall be closed hermetically with suitable blinds and gaskets, so that the N2-gas which fills the equipment internal not able to escape from any un-wanted orifice.

 NISOC	<p>نگهداشت و افزایش تولید میدان نفتی بینک</p> <p>سطح الارض و ابنیه تحت الارض</p> <p>خرید بسته نم زدای گاز ایستگاه تقویت فشار گاز بینک</p> <p>(قرارداد BK-HD-GCS-CO-0010_08)</p>							
شماره پیمان: 053 – 073 – 9184	N2 PURGING PROCEDURE							شماره صفحه : 5 از 7
	نسخه	سریال	نوع مدرک	رشته	تسهیلات	صادر کننده	بسته کاری	
	V00	0014	PR	QC	120	MF	GCS	
	پروژه							
	BK						GCS	

4.2- Before Nitrogen filling equipment inside will be visually checked for any residue dirt, oil residue, metal chips or other forms of contamination, residue water or any contamination, debris, oil and grease shall be cleaned and remained water shall be dried with compressed air.

4.3- All flange connections should be closed and relevant bolts to be tight before purging process. Repairs and rework are not allowed on purged Equipment. If repairs are required the purging must be stopped & started again after finishing repair process.

4.4- After all necessary instruments have been checked, the nitrogen gas shall be inserted through one of the bottom nozzles already prepared, the remaining nozzles shall be air tightened except the one upper which will act as the air drainage nozzle.

4.5- The purity of nitrogen gas used for purging should be 99 percent.

4.6- While nitrogen gas being inserted into the equipment, the remaining air content within the equipment will forcefully be exhausted through the designated drainage nozzle, so, gradually all the air exist within the equipment will be evacuated, to assure a complete air evacuation is to simply release the internal gas from vent hole and light a match in front of the escaping gas, if the light goes off, then no air is trapped inside the equipment, therefore, what is coming out is pure Nitrogen. Drainage nozzle shall be placed at the top point of the vessel.

4.7- After all the above procedure is fulfilled, the air drainage nozzle shall be fully tightened to avoid any un-wanted leakage.

4.8- After one of the pressure gauges is mounted, fill-in the equipment with cleaned N2-gas the way that filled gas pressure raises to about 0.5 barg, maximum 0.7 barg.

4.9- After making sure that equipment internal is completely with N2 gas, feeding entrance shall be tightened and pack as it was mentioned.

4.10- As the Nitrogen is normally kept in pressured liquid form in portable capsules, special precautions shall be considered to prevent freezing especially in small diameter branch connections while filling. Visual inspection shall conduct after N2 purge.

 NISOC	<p>نگهداشت و افزایش تولید میدان نفتی بینک</p> <p>سطح الارض و ابنیه تحت الارض</p> <p>خرید بسته نم زدای گاز ایستگاه تقویت فشار گاز بینک</p> <p>(قرارداد BK-HD-GCS-CO-0010_08)</p>								
<p>شماره پیمان:</p> <p>053 – 073 – 9184</p>	<p>N2 PURGING PROCEDURE</p>								<p>شماره صفحه : 6 از 7</p>
	پروژه	بسته کاری	صادرکننده	تسهیلات	رشته	نوع مدرک	سریال	نسخه	
	BK	GCS	MF	120	QC	PR	0014	V00	

4.11- Afterward the equipment is ready for transport to the site.



4.12- For Sealing of all flanges, MFS will use Blinds which will be extracted from Plate, with metal gaskets non asbestos and suitable temporary bolt and nuts.

4.13- During storage of equipment at site, The Inert gas pressure shall be checked by Owner periodically and as required. If needed it shall be re-pressurized with the same inert gas.

4. REPORTING

After purging, all necessary information shall be reported in Report form which has been mentioned in the next page.

 NISOC	<p>نگهداشت و افزایش تولید میدان نفتی بینک</p> <p>سطح الارض و ابنیه تحت الارض</p> <p>خرید بسته نم زدای گاز ایستگاه تقویت فشار گاز بینک</p> <p>(قرارداد BK-HD-GCS-CO-0010_08)</p>								
	<p>N2 PURGING PROCEDURE</p>							<p>شماره صفحه: 7 از 7</p>	
<p>شماره پیمان:</p> <p>053 - 073 - 9184</p>	<p>پروژه</p> <p>BK</p>	<p>بسته کاری</p> <p>GCS</p>	<p>صادر کننده</p> <p>MF</p>	<p>تسهيلات</p> <p>120</p>	<p>رشته</p> <p>QC</p>	<p>نوع مدرک</p> <p>PR</p>	<p>سریال</p> <p>0014</p>	<p>نسخه</p> <p>V00</p>	

		<p>N2 PURGING REPORT</p>			
REFERENCE CODE:PR-08-01				FORM CODE:FR-08-01/63	
REVISION NO:05				REVISION NO.:00	
REVISION DATE: 2024-05-29				REVISION DATE: 2024-05-29	
Project:		OWNER:		Report No:	
Reference:		Equipment No.:		DWG NO.:	
ITP No:		Report Date:		Page:	
Precleaning:			Method of precleaning:		
Pressure:			Method of purging:		
Pressure Gauge:			Pressure Range:		
Result of Inspection:					
<p>V:</p> 		<p>C:</p>		<p>TPI:</p>	
				<p>O:</p>	